

SUZUKI

PARTS CATALOGUE

GSR750AL6

(JS1C5112)



E99

2015-4

1ST EDITION

PREFACE

When it becomes necessary to replace parts on SUZUKI MOTORCYCLES, always use SUZUKI GENUINE PARTS which have passed a strict inspection which guarantees quality and performance.

This parts catalogue covers the list of all service parts for SUZUKI GSR750AL6.

INSTRUCTIONS FOR QUOTING THE CATALOGUE

1. DIMENSIONS

Dimensions of the parts in this catalogue are indicated in unit millimeters.

2. ABBREVIATIONS

Abbreviations used in this catalogue are as follows:

AR	: As required	NT	: Number of teeth
ASSY	: Assembly	OPT	: Optional
E. NO.	: Engine number	OS	: Over size
F. NO.	: Frame number	STD	: Standard
D	: Diameter of material	T	: Thickness
ID	: Inside diameter	US	: Under size
OD	: Outside diameter	W	: Width
L	: Length		
LH	: Left hand side		
RH	: Right hand side		
~100045	: Up to F. NO. 100045		
100046~	: From F. NO. 100046		
12 x 34 x 5.6.....	Figures in the description column		
	show the dimensions of parts.		
ID OD T(or W, L)			

→12345-56781 (Parts No.) : indicates that the parts number was changed to 12345-56781 and the new parts are interchangeable with the former ones but the former ones are not interchangeable with new ones.

←12345-56781 (Parts No.) : indicates that the former and new parts are interchangeable with each other and both are usable.

3. INNER PARTS OF ASSEMBLY

Part name with a dot (.) in front as shown in the description column indicates the component of the assembly also available individually.

4. MODIFICATION NOTICE

A parts bulletin will be sent to you on all occasions when changes in parts occur, including interchangeable modifications between new parts and old ones.

5. NOTE

5-1. There are some different parts from those of production models among spare parts for the administrative reasons and common use of them with other models.

5-2. In respect of rubber hoses and vinyl tubes, please be sure to use them by cutting off according to the length mentioned on parts catalogue or what is actually required on the vehicle.

5-3. Note that the drawings on the illustration page are for ready reference of spare parts number, not to be used as an assembly manual.
When assembling, use "SUZUKI SERVICE MANUAL".

6. SPECIFICATION CODE

This catalogue contains the parts for the model designed for the following spec. ;
spec. code : E99.

7. SERIAL FRAME NUMBER

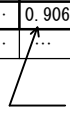
GSR750AL6 : JS1C51123G0100001~

MILLIMETER → INCH CONVERSION CHART

	0	1	2	3	4	5	6	7	8	9
00	.000	.039	.079	.118	.157	.197	.236	.276	.315	.354
10	.394	.433	.472	.512	.551	.591	.630	.669	.709	.748
20	.787	.827	.866	.906	.945	.984	1.024	1.063	1.102	1.142
30	1.181	1.220	1.260	1.299	1.339	1.378	1.417	1.457	1.496	1.535
40	1.575	1.614	1.654	1.693	1.732	1.772	1.811	1.850	1.890	1.929
50	1.969	2.008	2.047	2.087	2.126	2.165	2.205	2.214	2.283	2.323
60	2.362	2.402	2.441	2.480	2.520	2.559	2.598	2.638	2.677	2.717
70	2.756	2.795	2.835	2.874	2.913	2.953	2.992	3.031	3.071	3.110
80	3.150	3.189	3.228	3.268	3.307	3.346	3.386	3.425	3.465	3.504
90	3.543	3.583	3.622	3.661	3.701	3.740	3.780	3.819	3.858	3.898

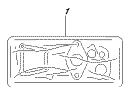
How to read

	0	1	2	3	4
00
10
20	0.906	...
30


 23 millimeters equal 0.906 inch

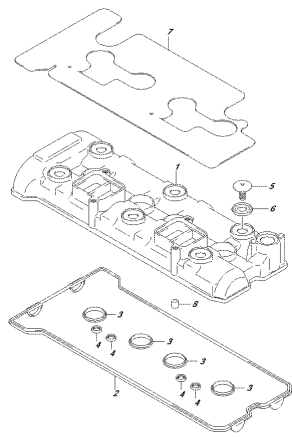
Contents are subject to change without notice or obligation.

FIG. 101A



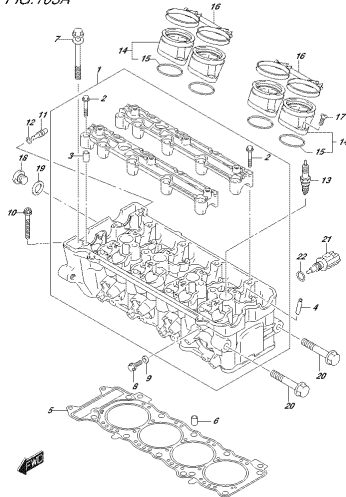
OSIPOMAL E.ERL 101A
KREISLAUF SET

FIG. 102A



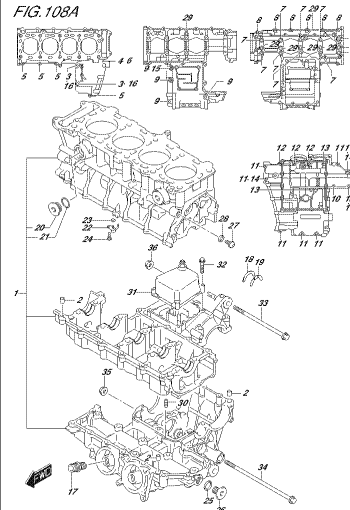
OSIPOMAL E.ERL 102A
ZYLINDERKOPF/CYLINDER HEAD

FIG. 103A



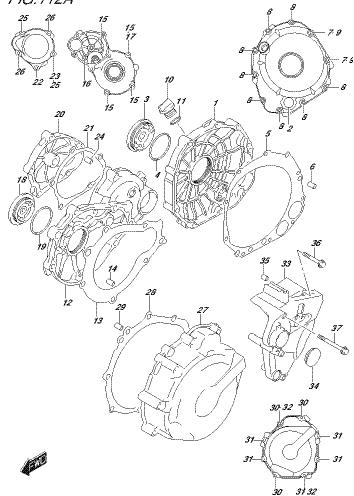
OSIPOMAL E.ERL 103A
ZYLINDERBLOCK

FIG. 108A



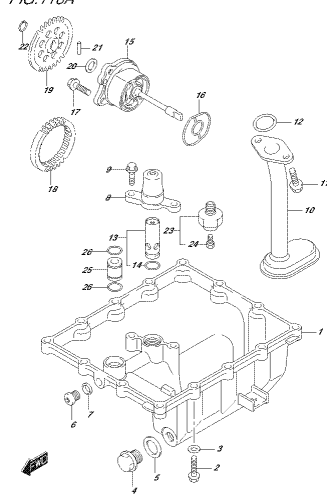
OSIPOMAL E.ERL 108A
KREISLAUFKOPF

FIG. 112A



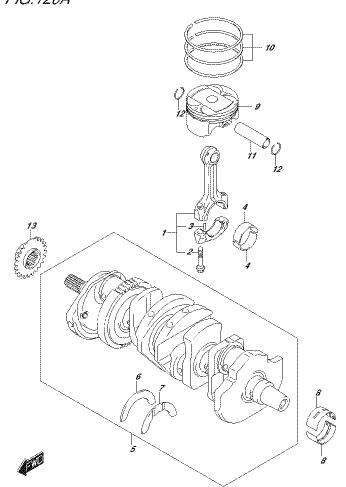
OSIPOMAL E.ERL 112A
KREISLAUFKOPF

FIG. 116A



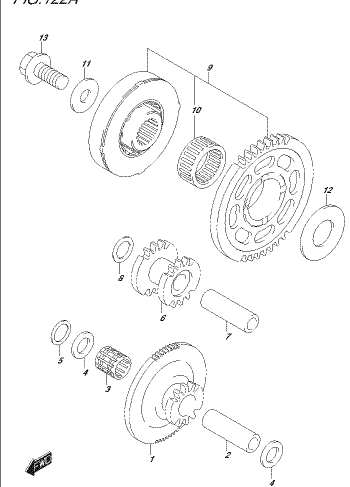
OSIPOMAL E.ERL 116A
ÖL-PUMPE/ OIL PUMP

FIG. 120A



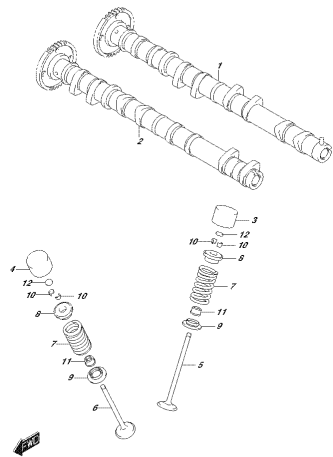
OSIPOMAL E.ERL 120A
KREISLAUFKOPF

FIG. 122A



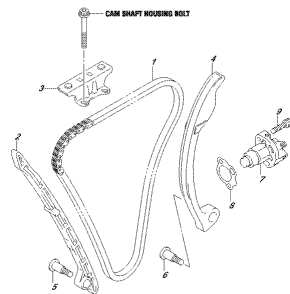
OSIPOMAL E.ERL 122A
STARTERKLUTCH

FIG. 126A



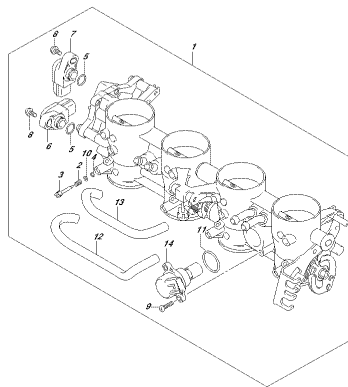
OSIPRONAL E.ERL 126A
CAMSHAFTSSEMBL

FIG. 127A



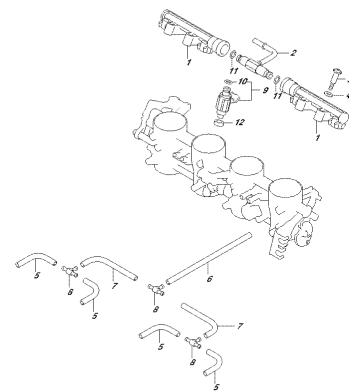
OSIPRONAL E.ERL 127A
CAMSHAFT

FIG. 140A



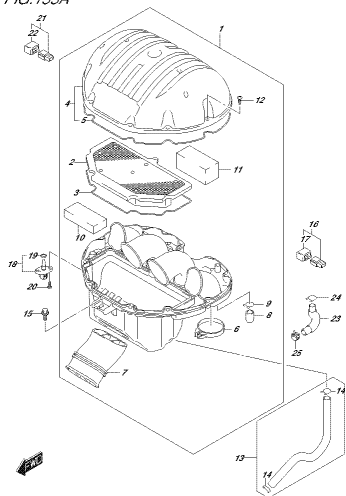
OSIPRONAL E.ERL 140A
FUEL INJECTOR

FIG. 142A



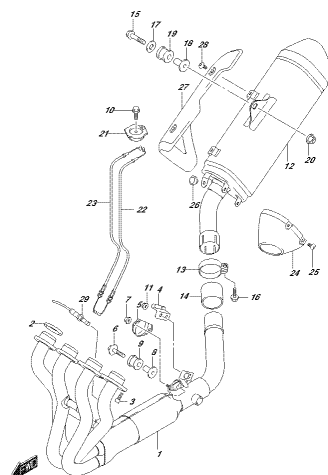
OSIPRONAL E.ERL 142A
FUEL INJECTOR

FIG. 155A



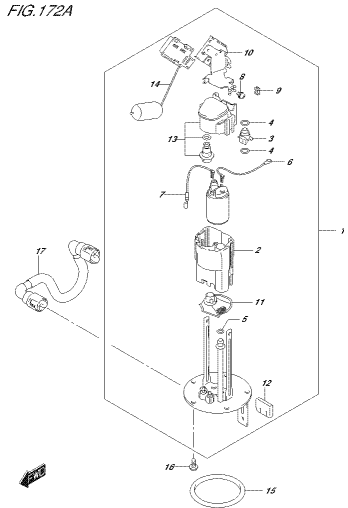
OSIPRONAL E.ERL 155A
AIR CLEANER

FIG. 163A



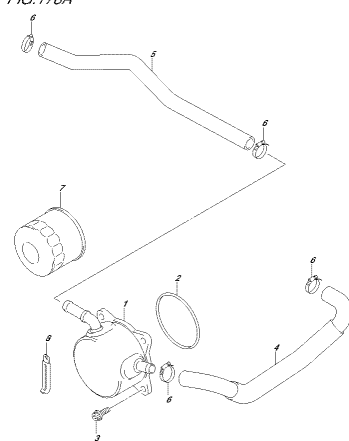
OSIPRONAL E.ERL 163A
OIL FILLER

FIG. 172A



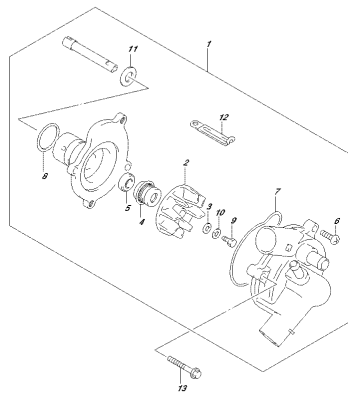
OSIPRONAL E.ERL 172A
FUEL PUMP

FIG. 178A



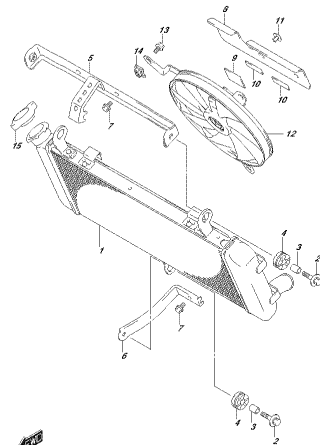
OSIPRONAL E.ERL 178A
OIL COOLER

FIG.180A



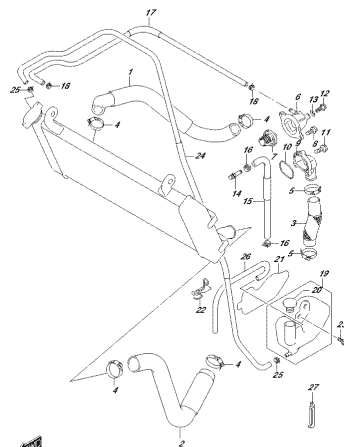
OSIPOMAL E.ERL 180A
WATER PUMP

FIG.185A



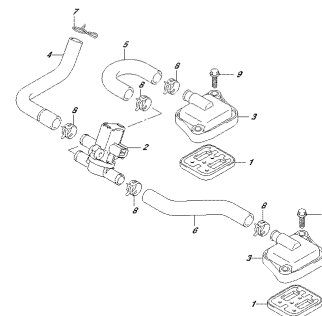
OSIPOMAL E.ERL 185A
SHAFT/GEAR

FIG.187A



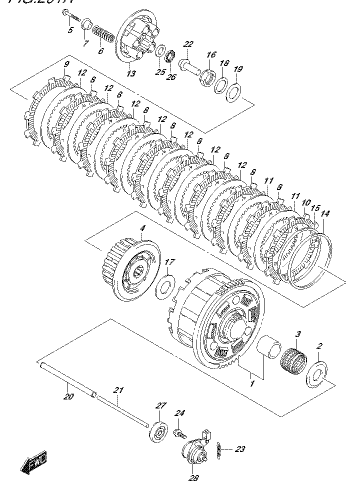
OSIPOMAL E.ERL 187A
SHAFT/GEAR/ROD

FIG.189A



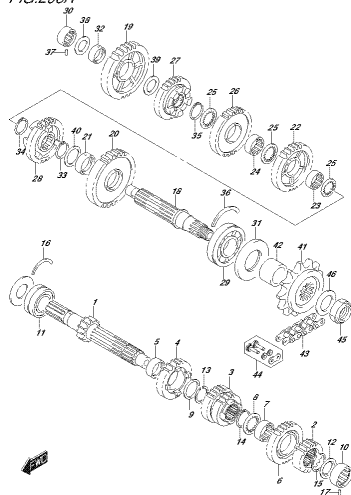
OSIPOMAL E.ERL 189A
STARTING MOTOR

FIG.201A



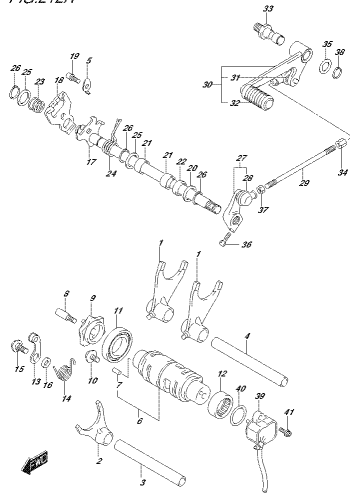
OSIPOMAL E.ERL 201A
Gears

FIG.206A



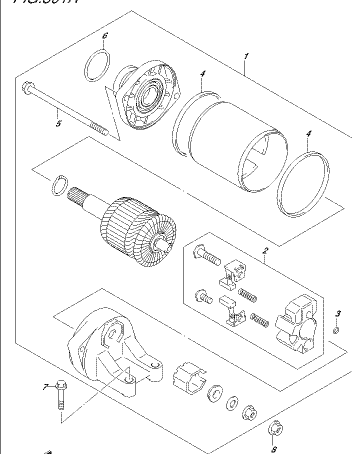
OSIPOMAL E.ERL 206A
TRANSMISSION

FIG.212A



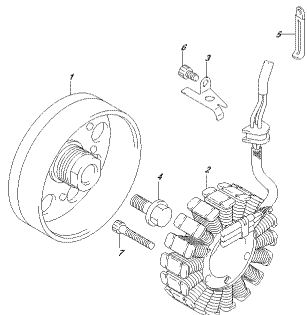
OSIPOMAL E.ERL 212A
GEAR SHIFTING

FIG.301A



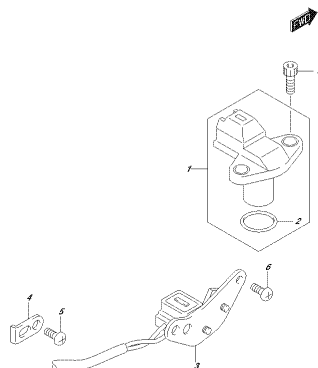
OSIPOMAL E.ERL 301A
STARTING MOTOR

FIG.304A



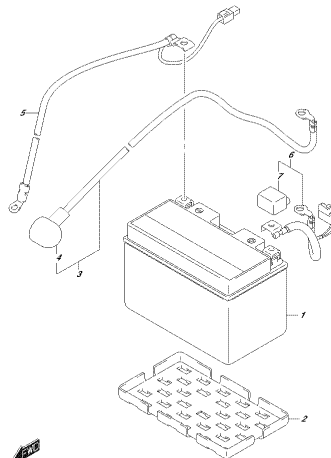
OSIPROMA E.ERL.304A
35275041007

FIG.306A



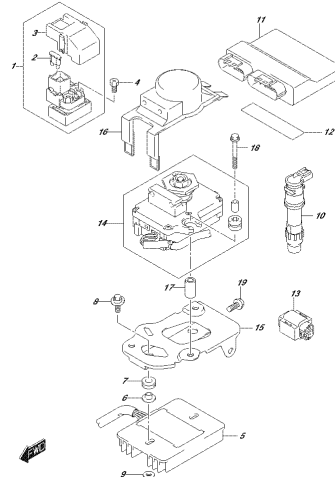
OSIPROMA E.ERL.306A
35275041020

FIG.310A



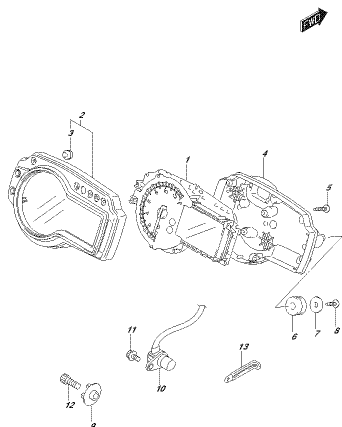
OSIPROMA E.ERL.310A
354775201

FIG.312A



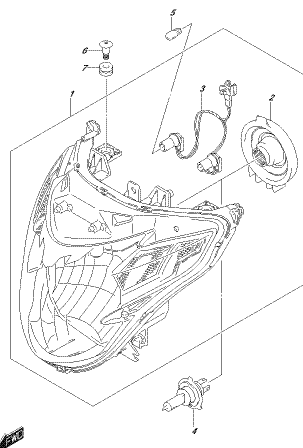
OSIPROMA E.ERL.312A
ELECTRICAL

FIG.330A



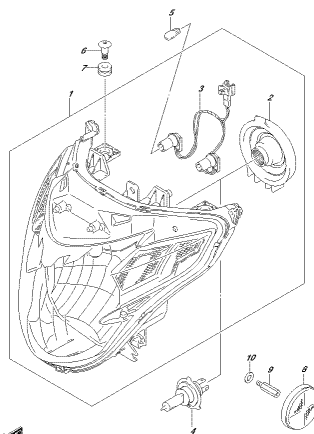
OSIPROMA E.ERL.330A
35950001077

FIG.333A



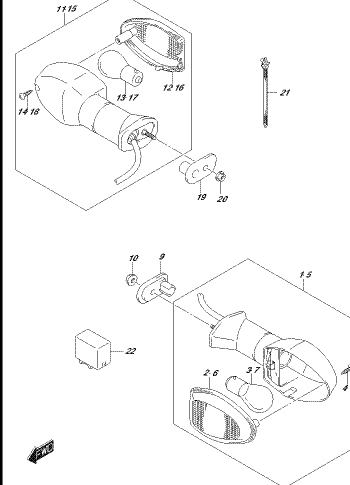
OSIPROMA E.ERL.333A
HEADLAMP

FIG.333B



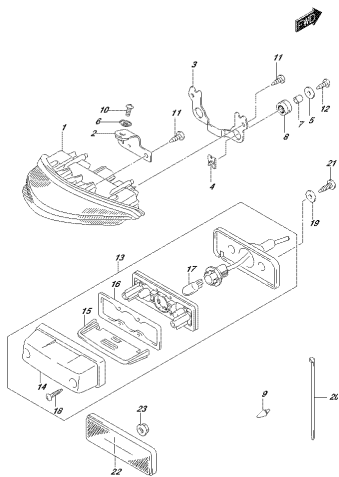
OSIPROMA E.ERL.333B
HEADLAMP

FIG.334A



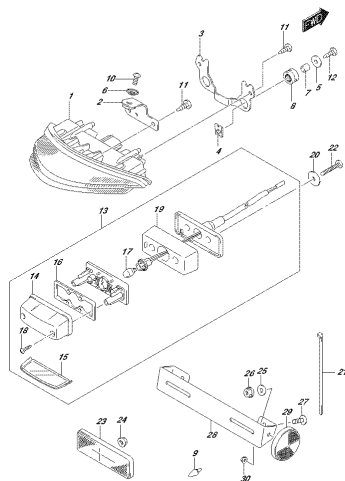
OSIPROMA E.ERL.334A
TURN SIGNAL LAMP

FIG.339A



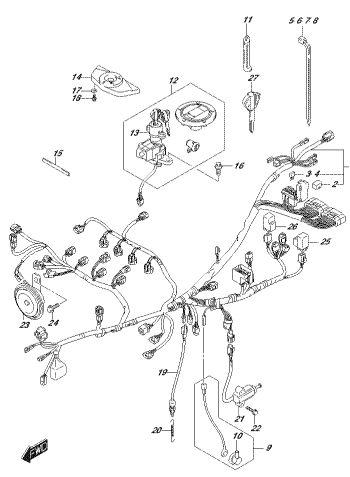
DISPONIBILE IN: 3394
SILICIO CONDIZIONATO LAMP

FIG.339B



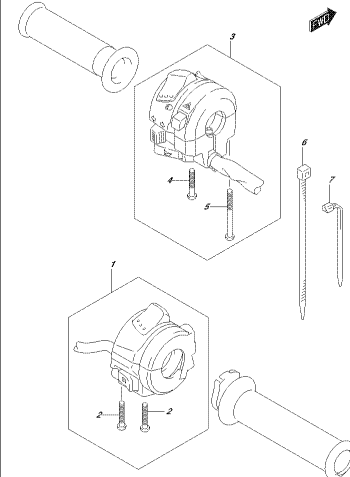
DISPONIBILE IN: 3392
SILICIO CONDIZIONATO LAMP

FIG.350A



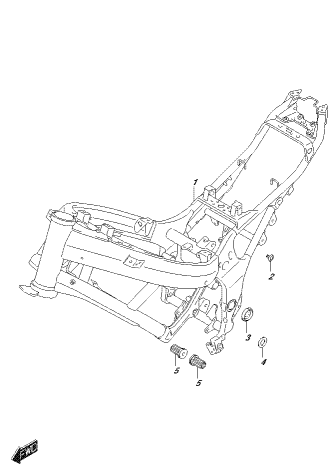
DISPONIBILE IN: 3504
SILICIO CONDIZIONATO

FIG.355A



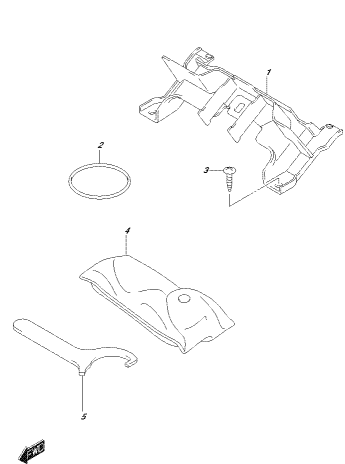
DISPONIBILE IN: 3554
SILICIO CONDIZIONATO

FIG.401A



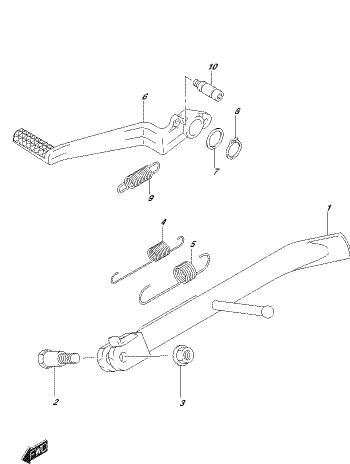
DISPONIBILE IN: 4014
FRAME

FIG.406A



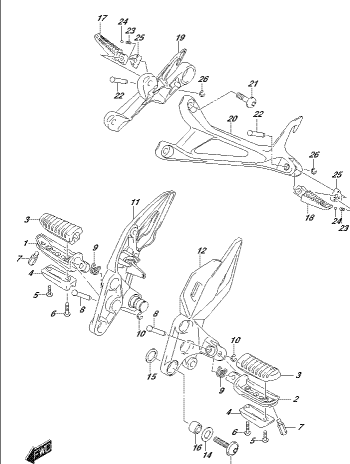
DISPONIBILE IN: 4064
HOLDER

FIG.407A



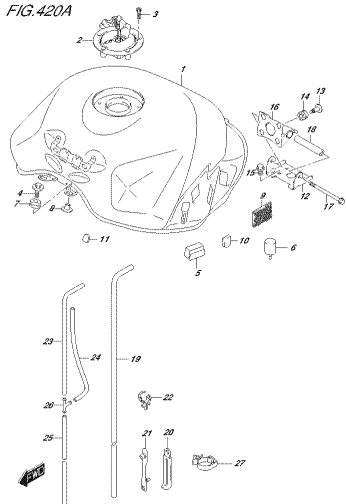
DISPONIBILE IN: 4074
HOLDER

FIG.415A



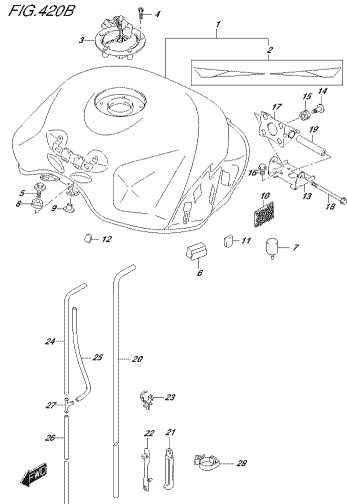
DISPONIBILE IN: 4154
HOLDER

FIG.420A



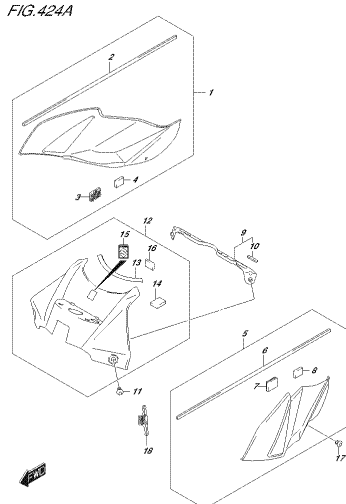
OSIPOMAL ERL 420A
FUELTANK

FIG.420B



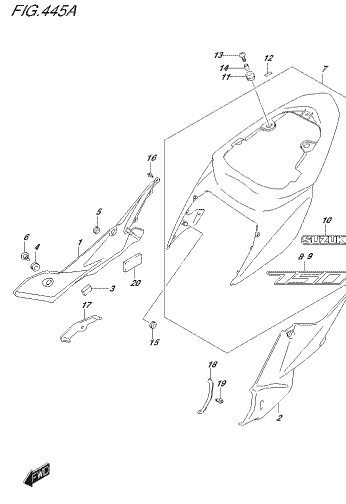
OSIPOMAL ERL 420B
FUELTANK

FIG.424A



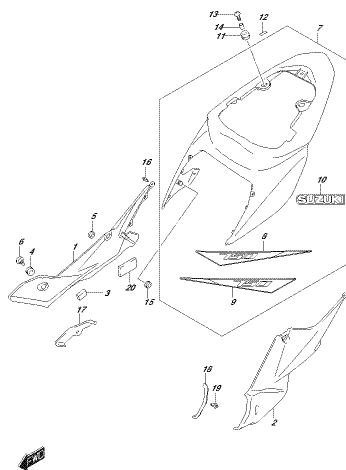
OSIPOMAL ERL 424A
FUELTANK/COVER

FIG.445A



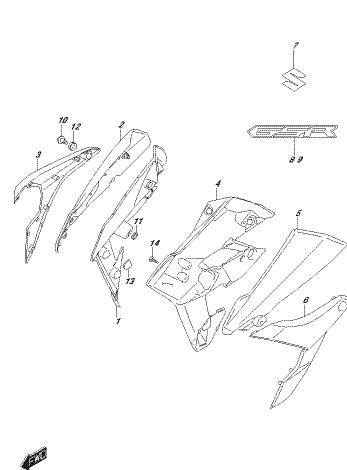
OSIPOMAL ERL 445A
FRAME COVER

FIG.445B



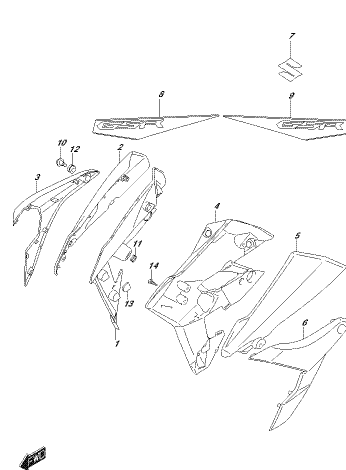
OSIPOMAL ERL 445B
FRAME COVER

FIG.447A



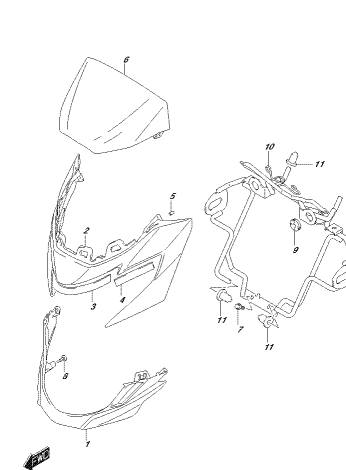
OSIPOMAL ERL 447A
FRAME BODY COVER

FIG.447B



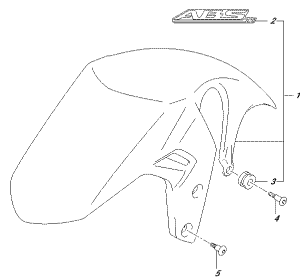
OSIPOMAL ERL 447B
FRAME BODY COVER

FIG.451A



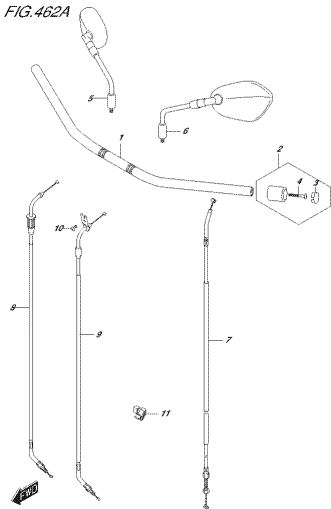
OSIPOMAL ERL 451A
HEADLAMP HOUSING

FIG.460A



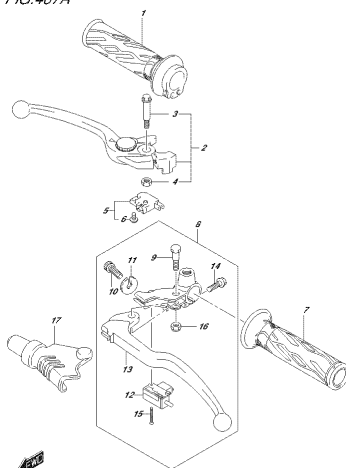
ESPONDALE, ENL. 460A
FRONT FENDER

FIG.462A



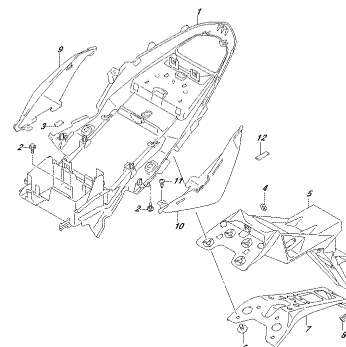
ESPONDALE, ENL. 462A
HANDLEBAR

FIG.467A




ESPONDALE, ENL. 467A
HANDLE LEVER

FIG.474A



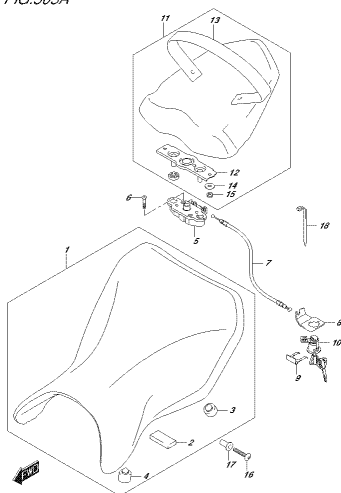
ESPONDALE, ENL. 474A
SEAT

FIG.496A



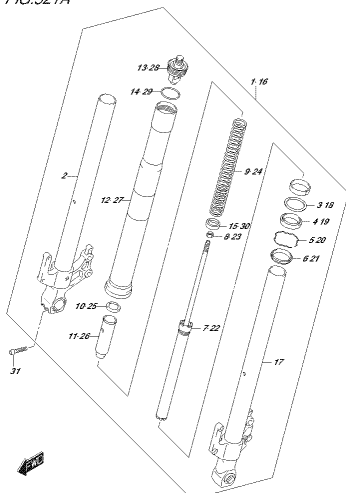
ESPONDALE, ENL. 496A
LAJER

FIG.505A



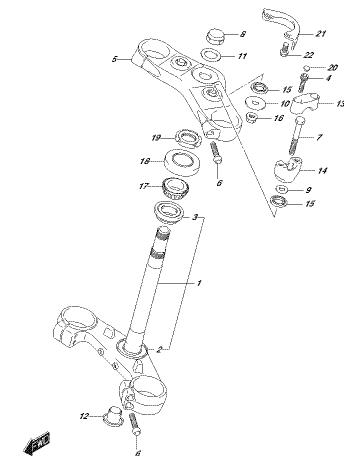
ESPONDALE, ENL. 505A
SEAT

FIG.521A



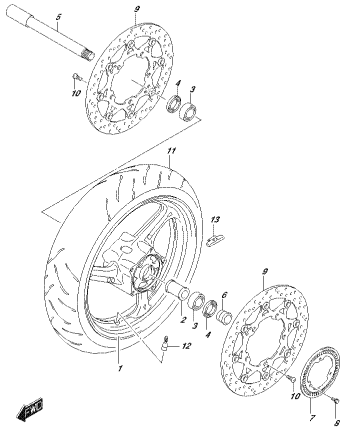
ESPONDALE, ENL. 521A
FRONT FORK DAMPER

FIG.524A



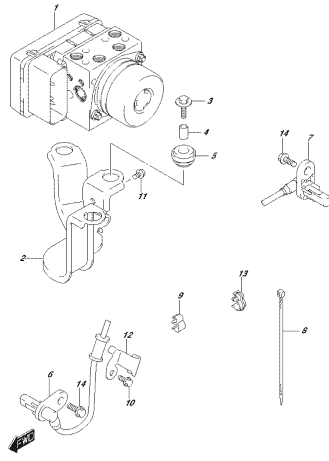
ESPONDALE, ENL. 524A
STEERING STEM

FIG.530A



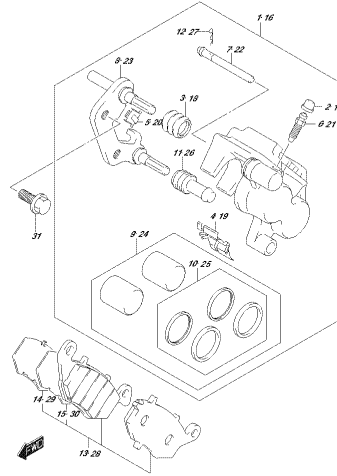
OSIPOMAL H. ENL. 530A
FRONT WHEEL

FIG.533A



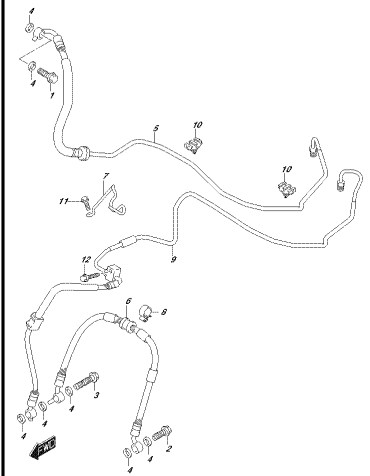
OSIPOMAL H. ENL. 533A
FRONT BRAKE MASTER

FIG.535A



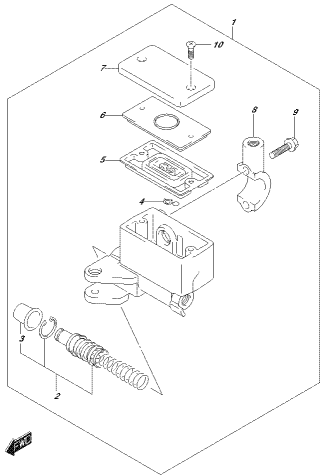
OSIPOMAL H. ENL. 535A
FRONT BRAKE SLAVE

FIG.536A



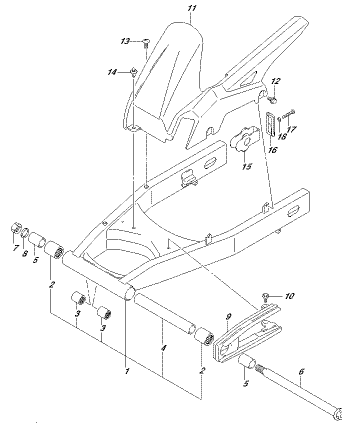
OSIPOMAL H. ENL. 536A
FRONT BRAKE HOSE

FIG.537A



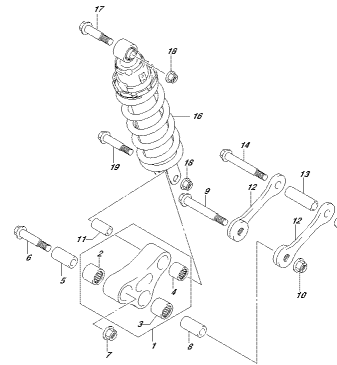
OSIPOMAL H. ENL. 537A
FRONT MASTER CYLINDER

FIG.541A



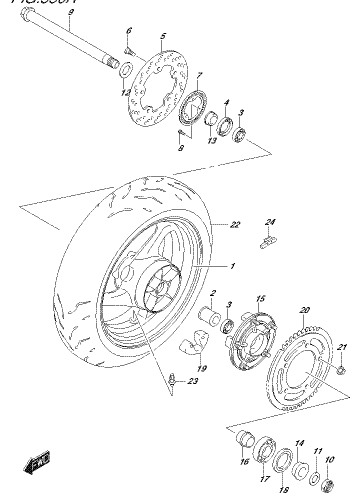
OSIPOMAL H. ENL. 541A
REAR SHOCK ABSORBER

FIG.543A



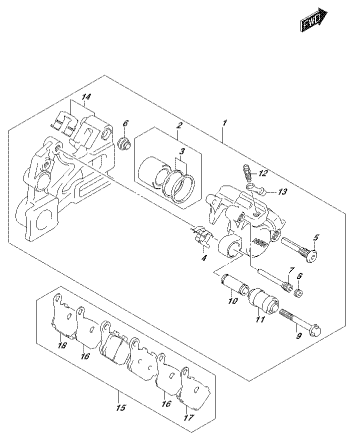
OSIPOMAL H. ENL. 543A
REAR SHOCK ABSORBER

FIG.550A



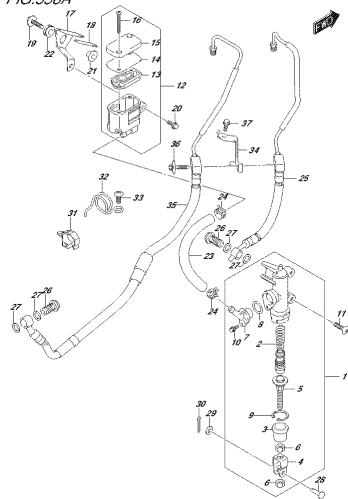
OSIPOMAL H. ENL. 550A
REAR WHEEL

FIG.555A



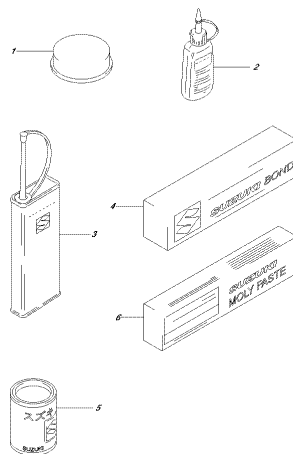
OPTIONAL ERE 8534
SEALING RING

FIG.558A



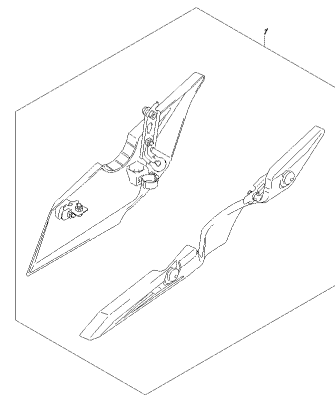
OPTIONAL ERE 8534
SEALING RING/CLIP

FIG.901A



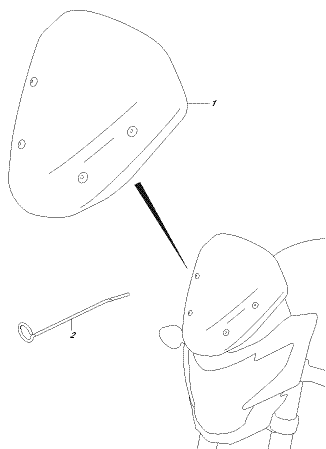
OPTIONAL ERE 9014
OPTIONAL

FIG.970A



OPTIONAL ERE 9704
OPTIONAL (CROSS CONNECTION)

FIG.970B



OPTIONAL ERE 9709
OPTIONAL (METAL WISCHREIF)

FIG.101A

FIG.101A (1-B-2) GASKET SET

REF NO.	PART NO.	DESCRIPTION	Q'TY	REMARKS
1	11401-08831	GASKET SET	1	OPT
2	11141-35F00	.GASKET, CYLINDER HEAD	1	NOT ILLUSTRATED
3	11173-35F00	.GASKET, CYL HEAD COVER NO.1	1	NOT ILLUSTRATED
4	11178-33E00	.GASKET, CYL HEAD COVER NO.2	4	NOT ILLUSTRATED
5	11182-35F10	.GASKET, 2ND AIR PASSAGE	4	NOT ILLUSTRATED
6	11482-40F10	.GASKET, CLUTCH COVER	1	NOT ILLUSTRATED
7	11483-18G00	.GASKET, MAGNETO COVER	1	NOT ILLUSTRATED
8	11491-33E02	.GASKET, STARTER CLUTCH COVER	1	NOT ILLUSTRATED
9	11492-33E00	.GASKET, STARTER IDLE GEAR CAP	1	NOT ILLUSTRATED
10	12837-02H00	.GASKET, TENSIONER ADJUSTER	1	NOT ILLUSTRATED
11	14181-46E00	.GASKET, EXHAUST PIPE	4	NOT ILLUSTRATED

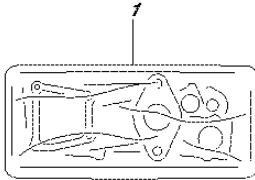


FIG.102A

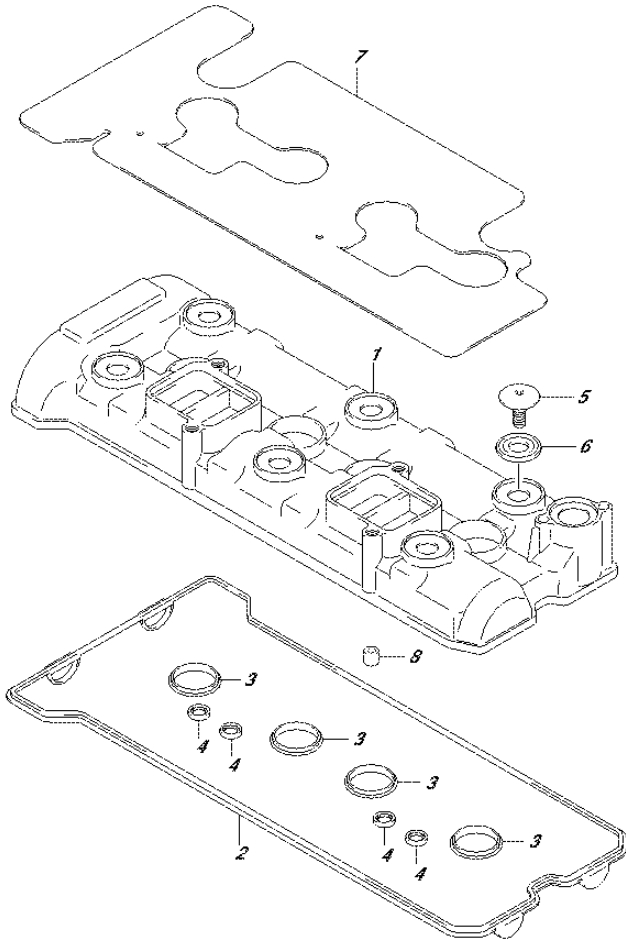


FIG.102A (1-B-3) CYLINDER HEAD COVER

REF NO.	PART NO.	DESCRIPTION	Q'TY	REMARKS
1	11171-35F10	COVER, CYLINDER HEAD	1	
2	11173-35F00	GASKET, CYL HEAD COVER NO.1	1	
3	11178-33E00	GASKET, CYL HEAD COVER NO.2	4	
4	11182-35F10	GASKET, 2ND AIR PASSAGE	4	
5	09106-07009	BOLT (7X17.5)	6	
6	11191-27E00	WASHER	6	
7	11179-08J00	SHIELD, CYLINDER HEAD COVER	1	
8	09206-10016	PIN (8.2X10X13)	4	

FIG. 103A

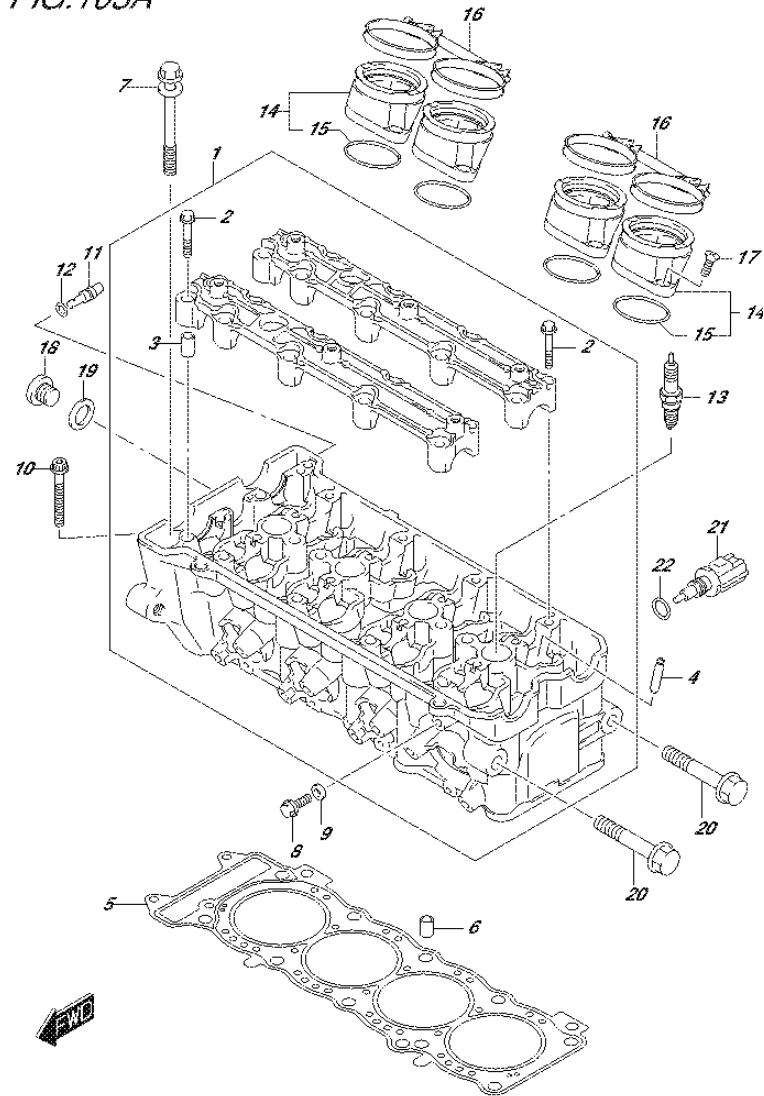


FIG.103A (1-B-4) CYLINDER HEAD

REF NO.	PART NO.	DESCRIPTION	Q'TY	REMARKS
1	11100-08J00	HEAD ASSY, CYLINDER	1	
2	09103-06266	.BOLT (6X40)	20	
3	09206-08007	.PIN (6.2X8X16)	4	
4	11115-11D70	GUIDE, VALVE (OS 0.3)	16	OPT
5	11141-35F00	GASKET, CYLINDER HEAD	1	
6	04211-11169	PIN	2	
7	11117-30G00	BOLT, CYLINDER HEAD (L:105)	10	
8	01550-0612A	BOLT (6X12)	1	
9	09168-06023	GASKET (5.8X13X1.2)	1	
10	07120-0650A	BOLT	2	
11	09493-80005	JET(8)	1	
12	09280-04004	O RING (D:1.2,ID:4)	1	
13-1	09482-00557	SPARK PLUG (IU27D)	4	DENSO
13-2	09482-00558	SPARK PLUG (CR9EIA-9)	4	NGK
13-3	09482-00555	SPARK PLUG (IU24D)	4	OPT DENSO
13-4	09482-00556	SPARK PLUG (CR8EIA-9)	4	OPT NGK
13-5	09482-00559	SPARK PLUG (IU31D)	4	OPT DENSO
13-6	09482-00560	SPARK PLUG (CR10EIA-9)	4	OPT NGK
14	13101-08J00	PIPE ASSY, INTAKE	4	
15	09280-40010	.O RING (D:2.4,ID:39.7)	4	
16	13170-08J00	CLAMP, INTAKE PIPE	2	
17	02122-0616B	SCREW	8	
18	09248-16012	PLUG (16X8)	1	
19	09168-16009	GASKET (16X22X0.8)	1	
20	09103-10235	BOLT (10X50)	3	
21	13650-49X00	SENSOR, WATER TEMPERATURE	1	
22	09168-12017	GASKET (12X17X1)	1	

FIG.108A

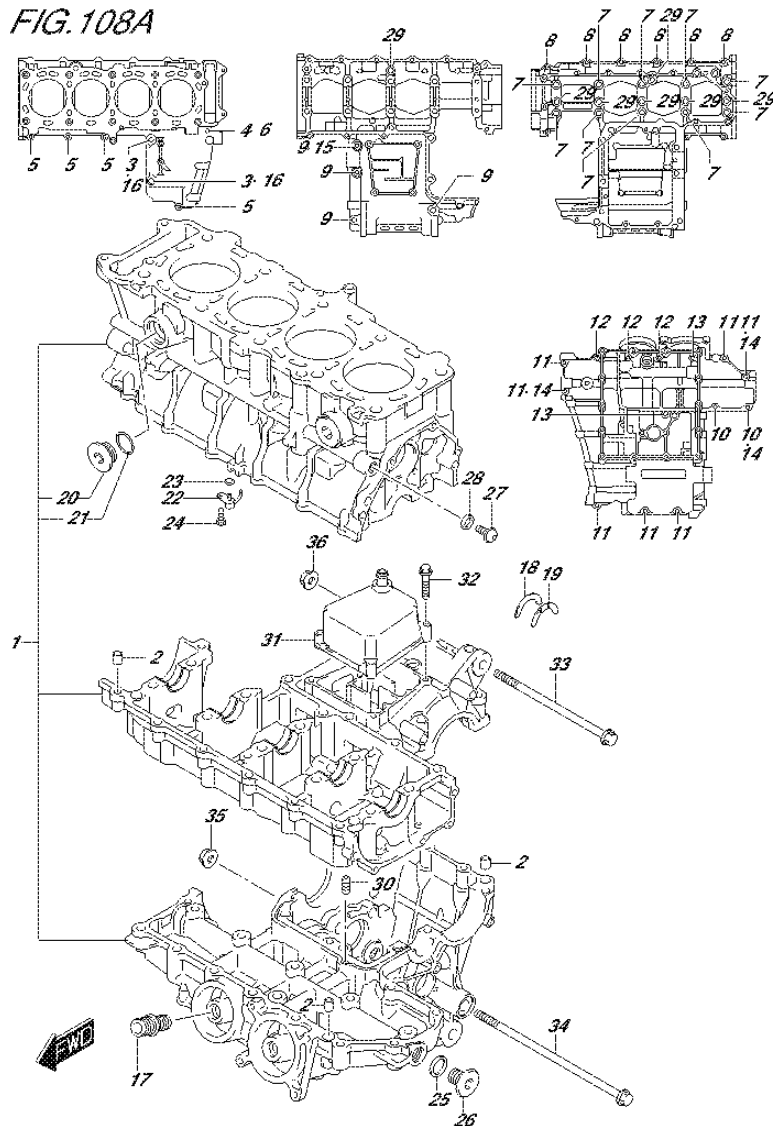


FIG.108A (1-B-5) CRANKCASE

REF NO.	PART NO.	DESCRIPTION	Q'TY	REMARKS
1	11300-08810	CRANKCASE ASSY	1	
2	11319-33E50	.PIN	6	
3	09106-08139	.BOLT (8X120)	2	
4	09168-06023	.GASKET (5.8X13X1.2)	1	
5	01547-0640A	.BOLT	4	
6	01547-0680A	.BOLT	1	
7	09103-09012	.BOLT (9X95)	10	
8	01547-0640A	.BOLT	6	
9	07120-0865A	.BOLT	4	
10	01547-0630A	.BOLT	2	
11	01547-0640A	.BOLT	7	
12	01547-0660A	.BOLT	3	
13	01547-0670A	.BOLT	2	
14	09168-06023	.GASKET (5.8X13X1.2)	3	
15	09168-08016	.GASKET (8.2X14X1)	1	
16	09168-08016	.GASKET (8.2X14X1)	2	
17	16591-06B01	.UNION, OIL FILTER STAND	1	
18	12228-17E00-0D0	.BEARING, THRUST RH (GREEN)	1	
19-1	12228-17E00-0A0	.BEARING, THRUST LH (RED)	1	
19-2	12228-17E00-0B0	.BEARING, THRUST LH (BLACK)	1	
19-3	12228-17E00-0C0	.BEARING, THRUST LH (BLUE)	1	
19-4	12228-17E00-0D0	.BEARING, THRUST LH (GREEN)	1	
19-5	12228-17E00-0E0	.BEARING, THRUST LH (YELLOW)	1	
19-6	12228-17E00-0F0	.BEARING, THRUST LH (WHITE)	1	
20	11318-35F00	.PLUG, WATER JACKET	3	
21	09280-20002	.O RING (D:3.1,ID:19.4)	3	
22	11390-35F00	.JET, PISTON COOLING	4	
23	09280-04004	O RING (D:1.2,ID:4)	4	
24	09106-06075	BOLT (6X12)	4	
25	09168-16002	GASKET (16X22X2)	3	
26	09248-16013	PLUG	3	
27	09248-10010	PLUG (10X10)	1	
28	09168-10002	GASKET (10X14X3.6)	1	
29	09280-08012	O RING (D:1.9,ID:7.8)	7	

FIG.108A

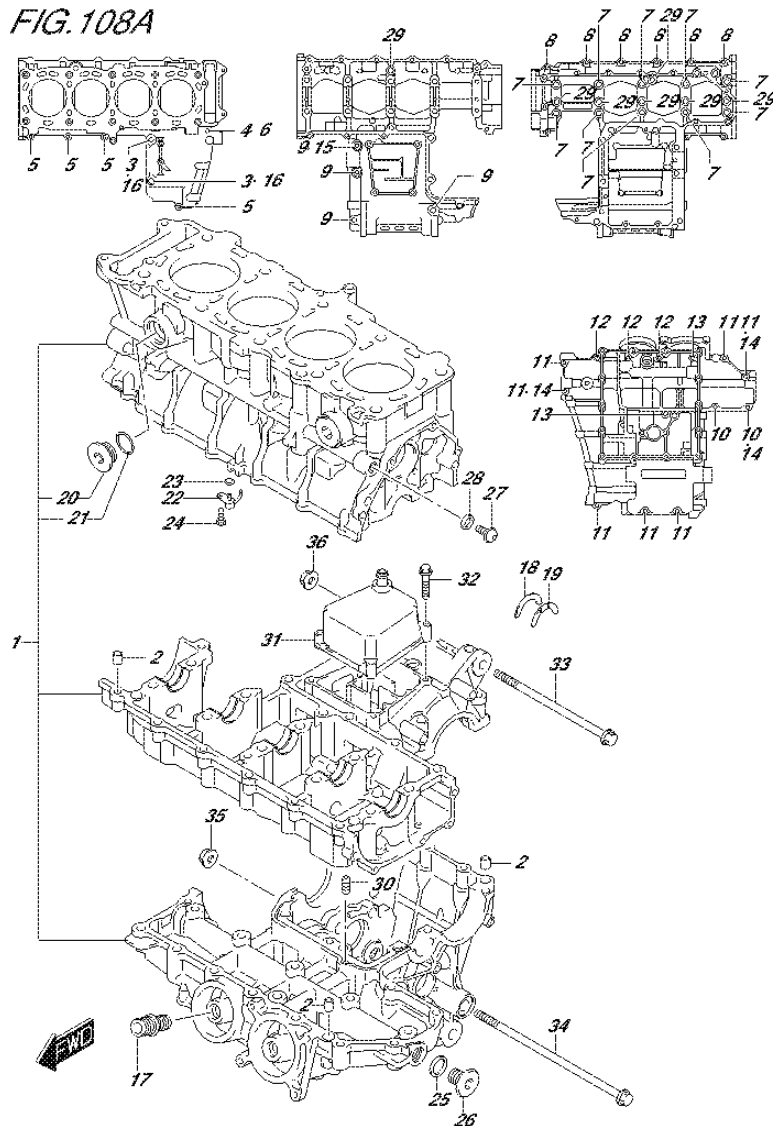


FIG.108A (1-B-6) CRANKCASE

REF NO.	PART NO.	DESCRIPTION	Q'TY	REMARKS
30	09493-28012	JET (140)	1	
31	11370-44G00	COVER, BREATHER	1	
32	01547-0635A	BOLT	4	
33	09103-10458	BOLT	1	
34	09103-10137	BOLT (10X255)	1	
35	09159-10115	NUT	1	
36	09159-10123	NUT	1	

FIG.112A

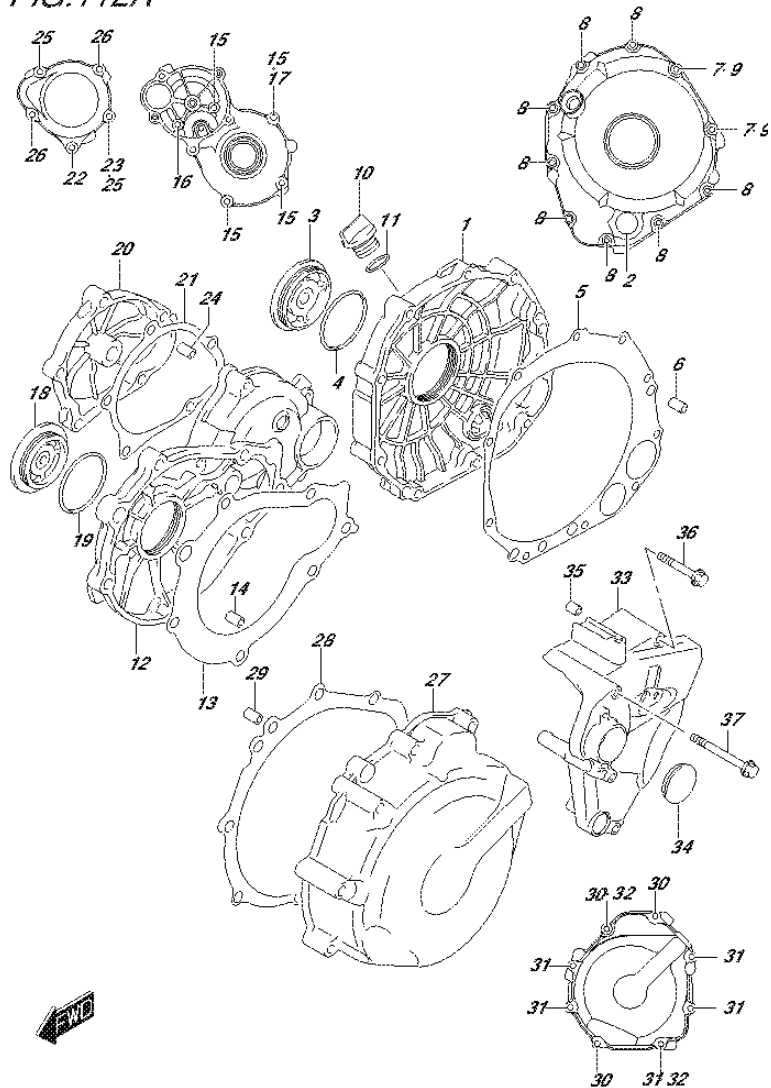


FIG.112A (1-B-7) CRANKCASE COVER

REF NO.	PART NO.	DESCRIPTION	Q'TY	REMARKS
1	11340-44G10	COVER, CLUTCH	1	
2	11971-33210	.LENS, OIL LEVEL CHECK	1	
3	11342-41G10	CAP, CLUTCH RELEASE ADJUST	1	
4	31156-17E00	O RING	1	
5	11482-40F10	GASKET, CLUTCH COVER	1	
6	04211-09189	PIN	2	
7	09168-06023	GASKET (5.8X13X1.2)	2	
8	09103-06213	BOLT (6X30)	8	
9	09103-06215	BOLT (6X40)	2	
10	11971-25D00	PLUG, ENGINE OIL FILLER	1	
11	09280-17003	O RING (D:3.1,ID:16.8)	1	
12	11381-35F10	COVER, STARTER CLUTCH	1	
13	11491-33E02	GASKET, STARTER CLUTCH COVER	1	
14	04211-09149	PIN	2	
15	09103-06212	BOLT (6X25)	4	
16	09103-06214	BOLT (6X35)	1	
17	09168-06023	GASKET (5.8X13X1.2)	1	
18	09259-36021	PLUG	1	
19	09280-33004	O RING (D:3.1,ID:32.7)	1	
20	11382-33E10	CAP, STARTER IDLE GEAR	1	
21	11492-33E00	GASKET, STARTER IDLE GEAR CAP	1	
22	09103-06216	BOLT (6X55)	1	
23	09168-06023	GASKET (5.8X13X1.2)	1	
24	04211-09149	PIN	2	
25	09103-06212	BOLT (6X25)	2	
26	09103-06214	BOLT (6X35)	2	
27	11351-18G20	COVER, MAGNETO	1	
28	11483-18G00	GASKET, MAGNETO COVER	1	
29	04211-09149	PIN	2	
30	09103-06213	BOLT (6X30)	3	
31	09103-06224	BOLT (6X45)	5	
32	09168-06023	GASKET (5.8X13X1.2)	2	

FIG.112A

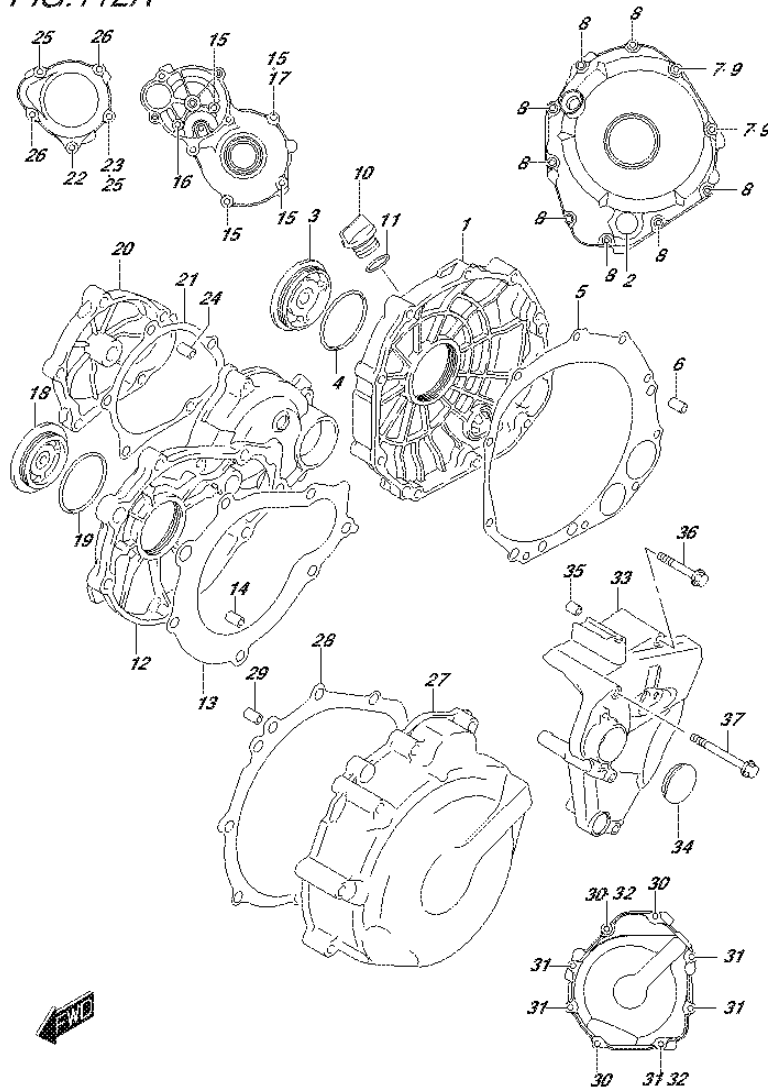


FIG.112A (1-B-8) CRANKCASE COVER

REF NO.	PART NO.	DESCRIPTION	Q'TY	REMARKS
33	11361-08J00	COVER, ENGINE SPROCKET	1	
34	09250-30003	CAP (OD:36)	1	
35	04211-09129	PIN	2	
36	01547-0665A	BOLT	2	
37	01547-0695A	BOLT	2	

FIG.116A

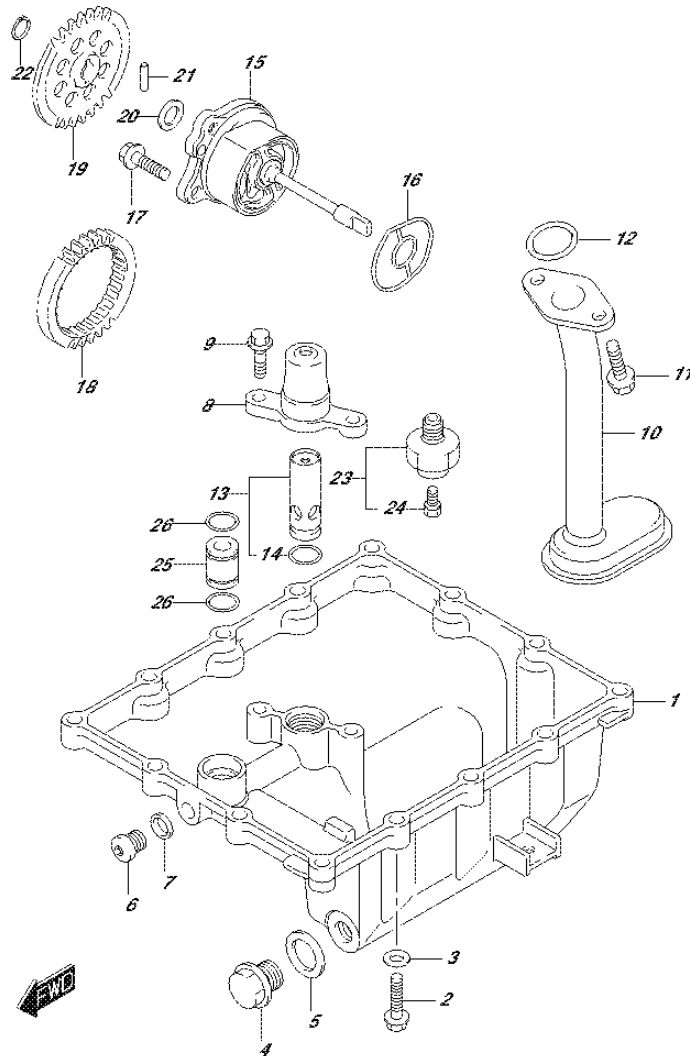


FIG.116A (1-B-9) OIL PAN/OIL PUMP

REF NO.	PART NO.	DESCRIPTION	Q'TY	REMARKS
1	11511-08J00	PAN, OIL	1	
2	01547-0625A	BOLT	14	
3	09168-06023	GASKET (5.8X13X1.2)	2	
4	09247-14036	PLUG (14X20)	1	OIL DRAIN
5	09168-14002	GASKET (13.8X18.8X4.8)	1	
6	09248-10010	PLUG (10X10)	1	
7	09168-10002	GASKET (10X14X3.6)	1	
8	11512-44G00	CAP, OIL RELIEF VALVE	1	
9	01547-0620A	BOLT	2	
10	16520-44G00	STRAINER ASSY, ENGINE OIL	1	
11	01550-0616A	BOLT	2	
12	09280-19008	O RING (D:2.62,ID:20.3)	1	
13	16440-24F00	VALVE ASSY, OIL RELIEF	1	
14	09280-13004	.O RING (D:1.9,ID:13)	1	
15	16400-35F00	PUMP ASSY, ENGINE OIL	1	
16	16491-35F00	O RING	1	
17	01547-0620A	BOLT	3	
18	16321-35F01	GEAR, OIL PUMP DRIVE (NT:33)	1	
19	16331-35F00	GEAR, OIL PUMP DRIVEN (NT:35)	1	
20	09181-10158	SHIM (10X18X0.5)	1	
21	09261-04009	PIN (4X15.8)	1	
22	08331-31109	CIRCLIP	1	
23	37820-33D10	SWITCH ASSY, OIL PRESSURE	1	
24	37822-33D00	.BOLT	1	
25	11281-44G00	PIPE, OIL GALLERY	1	
26	09280-13004	O RING (D:1.9,ID:13)	2	

FIG. 120A

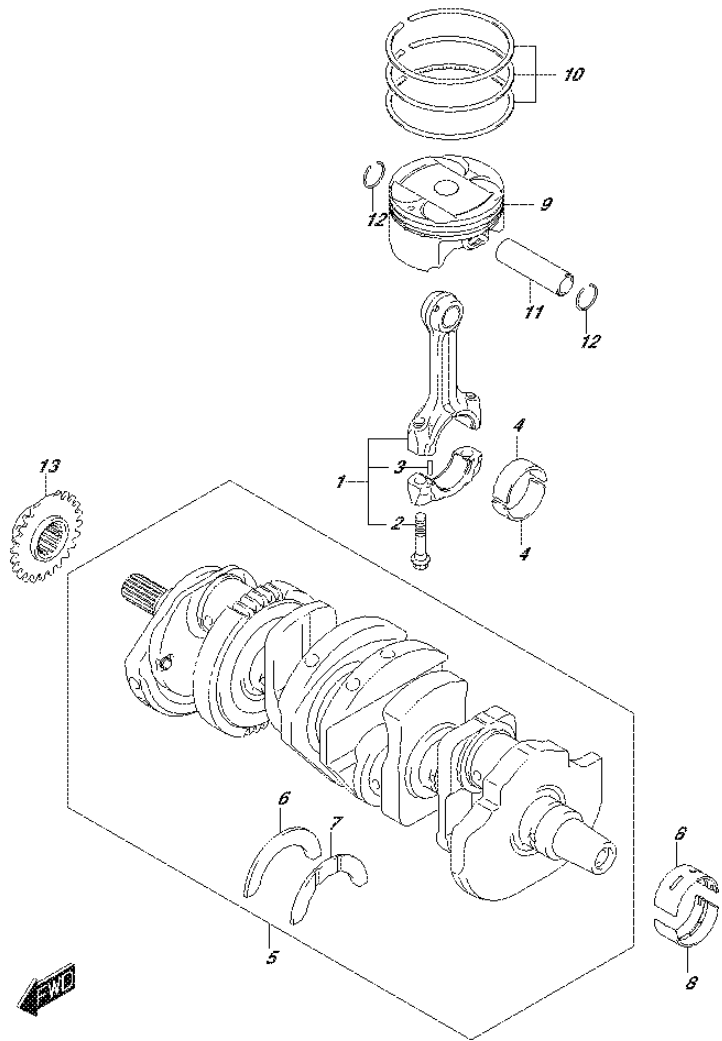


FIG.120A (1-B-10) CRANKSHAFT

REF NO.	PART NO.	DESCRIPTION	Q'TY	REMARKS
1	12160-08J00	ROD ASSY, CONNECTING	4	
2	12163-35F00	.BOLT	8	
3	04221-04089	.PIN	8	
4-1	12164-35F00-0A0	BEARING, CRANK PIN (GREEN)	8	
4-2	12164-35F00-0B0	BEARING, CRANK PIN (BLACK)	8	
4-3	12164-35F00-0C0	BEARING, CRANK PIN (BROWN)	8	
4-4	12164-35F00-0D0	BEARING, CRANK PIN (YELLOW)	8	
5	12000-30810	CRANKSHAFT SET	1	
6	12228-17E00-0D0	.BEARING, THRUST RH (GREEN)	1	
7-1	12228-17E00-0A0	.BEARING, THRUST LH (RED)	1	
7-2	12228-17E00-0B0	.BEARING, THRUST LH (BLACK)	1	
7-3	12228-17E00-0C0	.BEARING, THRUST LH (BLUE)	1	
7-4	12228-17E00-0D0	.BEARING, THRUST LH (GREEN)	1	
7-5	12228-17E00-0E0	.BEARING, THRUST LH (YELLOW)	1	
7-6	12228-17E00-0F0	.BEARING, THRUST LH (WHITE)	1	
8-1	12229-35F00-0A0	BEARING, CRANKSHAFT (GREEN)	10	
8-2	12229-35F00-0B0	BEARING, CRANKSHAFT (BLACK)	10	
8-3	12229-35F00-0C0	BEARING, CRANKSHAFT (BROWN)	10	
8-4	12229-35F00-0D0	BEARING, CRANKSHAFT (YELLOW)	10	
9	12111-08J00-0F0	PISTON (YELLOW)	4	
10	12140-08J00	RING SET, PISTON	4	
11	12151-10G00	PIN, PISTON	4	
12	09381-16001	SNAP RING	8	
13	12731-08J00	SPROCKET, CAM CHAIN (NT:17)	1	

FIG. 122A

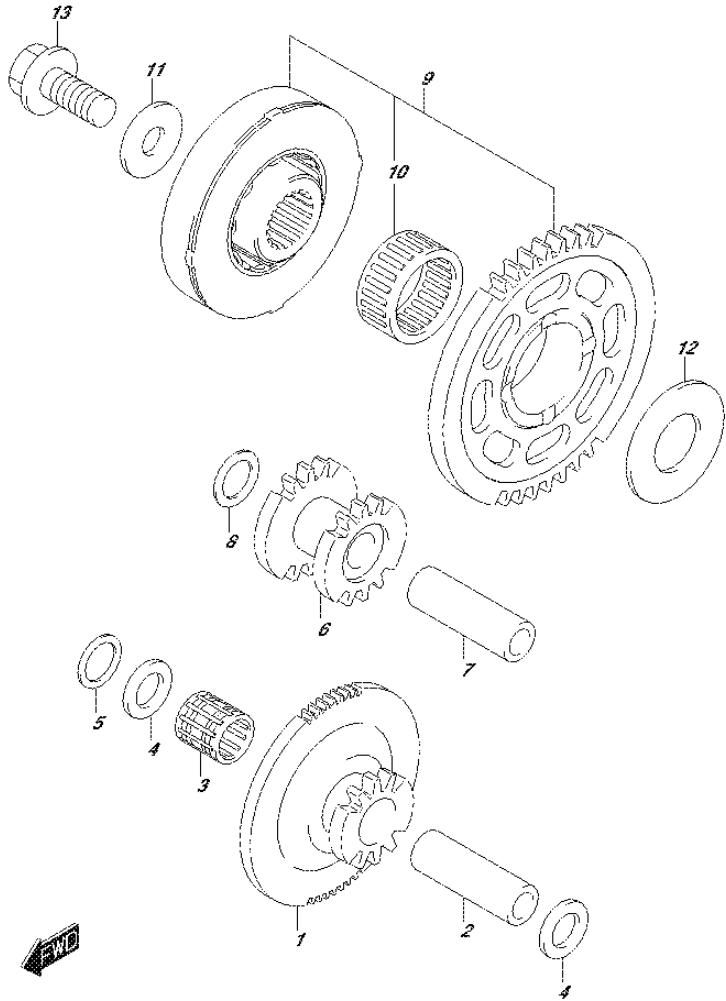


FIG.122A (1-B-11) STARTER CLUTCH

REF NO.	PART NO.	DESCRIPTION	Q'TY	REMARKS
1	12611-40F00	GEAR, STARTER IDLE NO.1 (NT:13/70)	1	
2	12151-09204	PIN	1	
3	09263-12023	BEARING (12X16X16)	1	
4	09181-12167	SHIM (12X20X1)	2	
5	09164-12021	WASHER	1	
6	12612-40F00	GEAR, STARTER IDLE NO.2 (NT:15/17)	1	
7	12151-09204	PIN	1	
8	09164-12021	WASHER	1	
9	12600-40831	CLUTCH SET, STARTER (NT:44)	1	
10	09263-26035	BEARING (26X31X16)	1	
11	08211-10285	WASHER	1	
12	08211-20403	WASHER	1	
13	09103-10189	BOLT (10X23)	1	

FIG. 126A

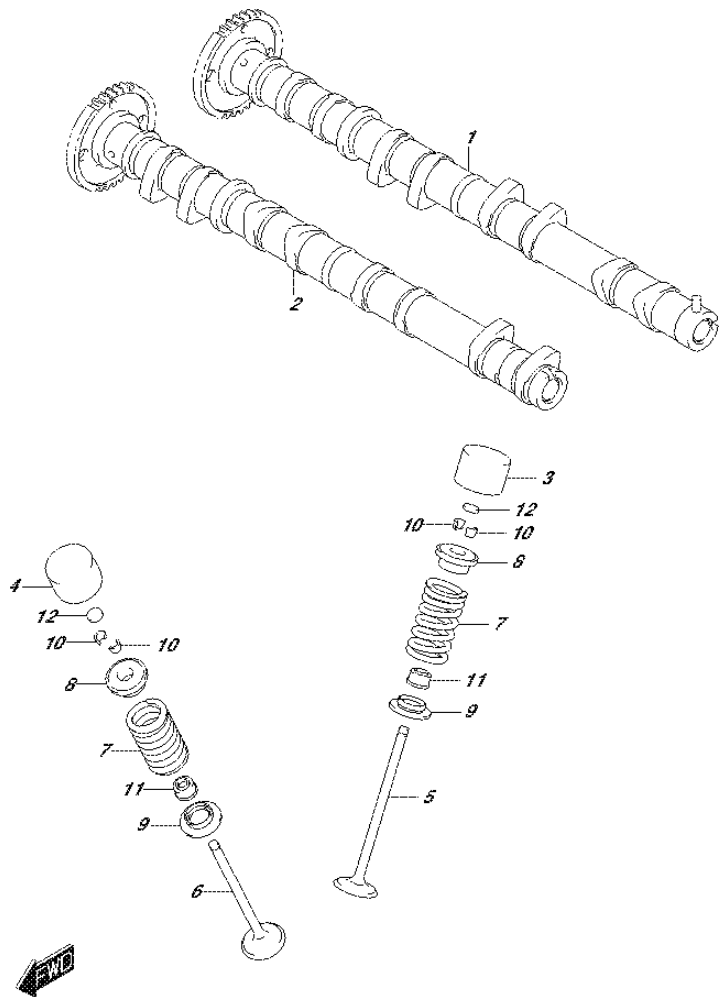


FIG.126A (1-B-12) CAMSHAFT/VALVE

REF NO.	PART NO.	DESCRIPTION	Q'TY	REMARKS
1	12710-08J00	CAMSHAFT, INTAKE	1	
2	12720-08J00	CAMSHAFT, EXHAUST	1	
3	12891-44G00	TAPPET, INTAKE	8	
4	12893-44G00	TAPPET, EXHAUST	8	
5	12911-44G20	VALVE, INTAKE	8	
6	12912-44G20	VALVE, EXHAUST	8	
7	12921-40F00	SPRING, VALVE	16	
8	12931-35F10	RETAINER, VALVE SPRING	16	
9	12933-35F10	SEAT, VALVE SPRING	16	
10	12932-05C00	COTTER, VALVE	32	
11	09289-04003	OIL SEAL (3.2X8.6X9)	16	
12-1	12892-05C00-120	SHIM, TAPPET (T:1.20)	16	
12-2	12892-05C00-125	SHIM, TAPPET (T:1.25)	16	
12-3	12892-05C00-130	SHIM, TAPPET (T:1.30)	16	
12-4	12892-05C00-135	SHIM, TAPPET (T:1.35)	16	
12-5	12892-05C00-140	SHIM, TAPPET (T:1.40)	16	
12-6	12892-05C00-145	SHIM, TAPPET (T:1.45)	16	
12-7	12892-05C00-150	SHIM, TAPPET (T:1.50)	16	
12-8	12892-05C00-155	SHIM, TAPPET (T:1.55)	16	
12-9	12892-05C00-160	SHIM, TAPPET (T:1.60)	16	
12-10	12892-05C00-165	SHIM, TAPPET (T:1.65)	16	
12-11	12892-05C00-170	SHIM, TAPPET (T:1.70)	16	
12-12	12892-05C00-175	SHIM, TAPPET (T:1.75)	16	
12-13	12892-05C00-180	SHIM, TAPPET (T:1.80)	16	
12-14	12892-05C00-185	SHIM, TAPPET (T:1.85)	16	
12-15	12892-05C00-190	SHIM, TAPPET (T:1.90)	16	
12-16	12892-05C00-195	SHIM, TAPPET (T:1.95)	16	
12-17	12892-05C00-200	SHIM, TAPPET (T:2.00)	16	
12-18	12892-05C00-205	SHIM, TAPPET (T:2.05)	16	
12-19	12892-05C00-210	SHIM, TAPPET (T:2.10)	16	
12-20	12892-05C00-215	SHIM, TAPPET (T:2.15)	16	
12-21	12892-05C00-220	SHIM, TAPPET (T:2.20)	16	

FIG.126A

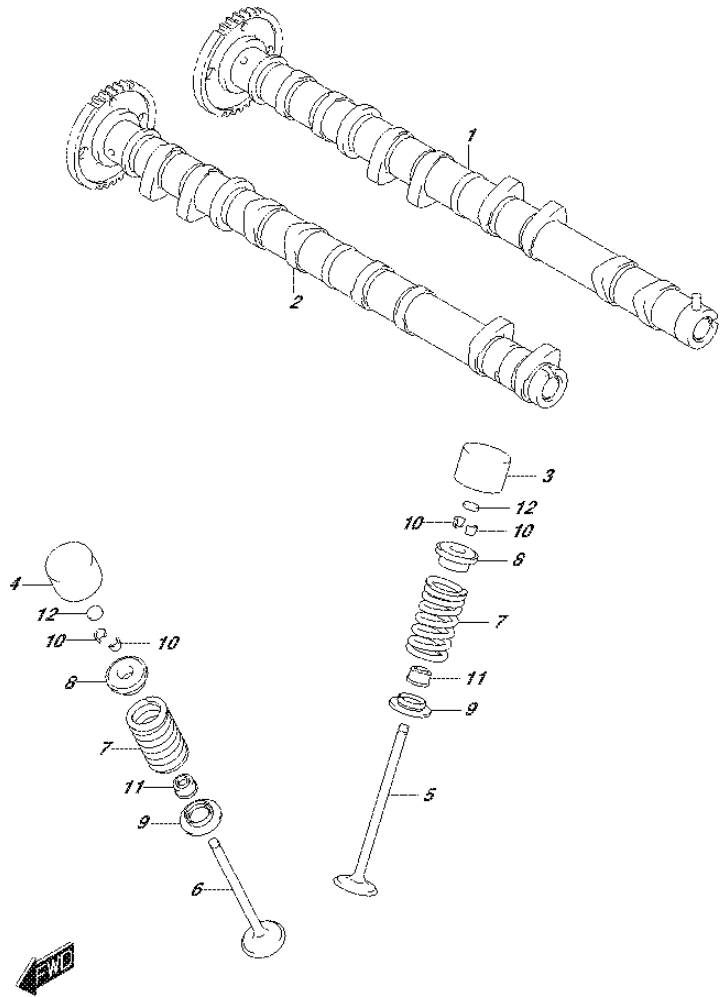


FIG.126A (1-B-13) CAMSHAFT/VALVE

REF NO.	PART NO.	DESCRIPTION	Q'TY	REMARKS
13	12800-05830	SHIM SET, TAPPET T:1.20, 1.25..2.95, 3.00 (5PCS.EACH) & CASE	1	OPT NOT ILLUSTRATED
14	99000-69491	.CASE, TAPPET SHIM	1	OPT NOT ILLUSTRATED

FIG.127A

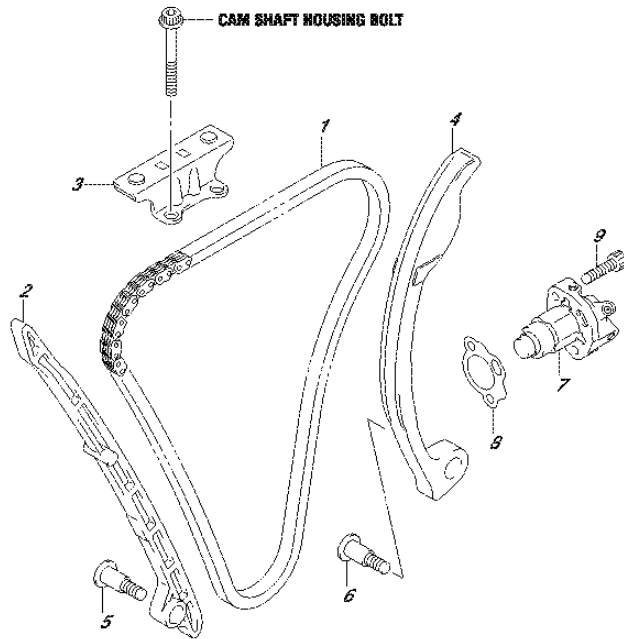


FIG.127A (1-B-14) CAM CHAIN

REF NO.	PART NO.	DESCRIPTION	Q'TY	REMARKS
1	12760-35F01	CHAIN, CAM SHAFT DRIVE	1	
2	12771-30G00	GUIDE, CAM CHAIN NO.1	1	
3	12782-35F10	GUIDE, CAM CHAIN NO.2	1	
4	12811-08J00	TENSIONER, CAM CHAIN	1	
5	12812-26B02	BOLT, TENSIONER & GUIDE	1	
6	12812-31G00	BOLT, CAN CHAIN TENSIONER	1	
7	12830-37H00	ADJUSTER ASSY, TENSIONER	1	
8	12837-02H00	GASKET, TENSIONER ADJUSTER	1	
9	07130-0625A	BOLT	2	



FIG. 140A

FIG.140A (1-B-15) THROTTLE BODY

REF NO.	PART NO.	DESCRIPTION	Q'TY	REMARKS
1	13405-08J11	BODY ASSY, THROTTLE	1	
2	13268-48700	.SPRING	4	
3	13269-33E00	.SCREW	4	
4	13295-29900	.O RING	4	
5	13575-29G00	.O RING	2	
6	13580-14J00	.SENSOR	1	
7	13580-29G00	.SENSOR ASSY	1	
8	13605-02F00	.SCREW	2	
9	13605-37H00	.SCREW	2	
10	13606-47A00	.WASHER	4	
11	13679-37H00	.O RING	1	
12	13698-08J00	.HOSE	1	
13	13698-08J10	.HOSE	1	
14	18117-14J01	.MOTOR ASSY	1	

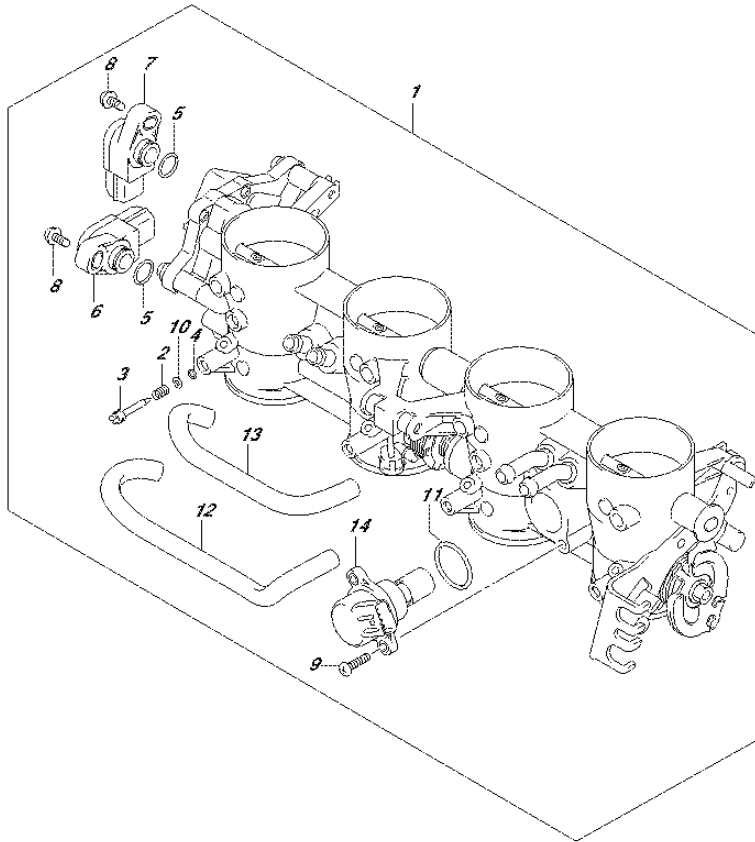


FIG.142A

FIG.142A (1-C-2) THROTTLE BODY HOSE/JOINT

REF NO.	PART NO.	DESCRIPTION	Q'TY	REMARKS
1	13473-08J00	PIPE, DELIVERY	2	
2	13473-29G00	NIPPLE ASSY	1	
3	13601-29G00	SCREW	4	
4	13602-29G00	PACKING	4	
5	13681-39F00-060	HOSE	4	
6	13683-08J00	HOSE	1	
7	13683-08J10	HOSE	2	
8	13685-02FA0	NIPPLE	3	
9	15710-14J00	INJECTOR ASSY	4	
10	15717-58B00	.O RING	4	
11	15721-08J00	O RING	2	
12	15722-14J00	SEAL	4	

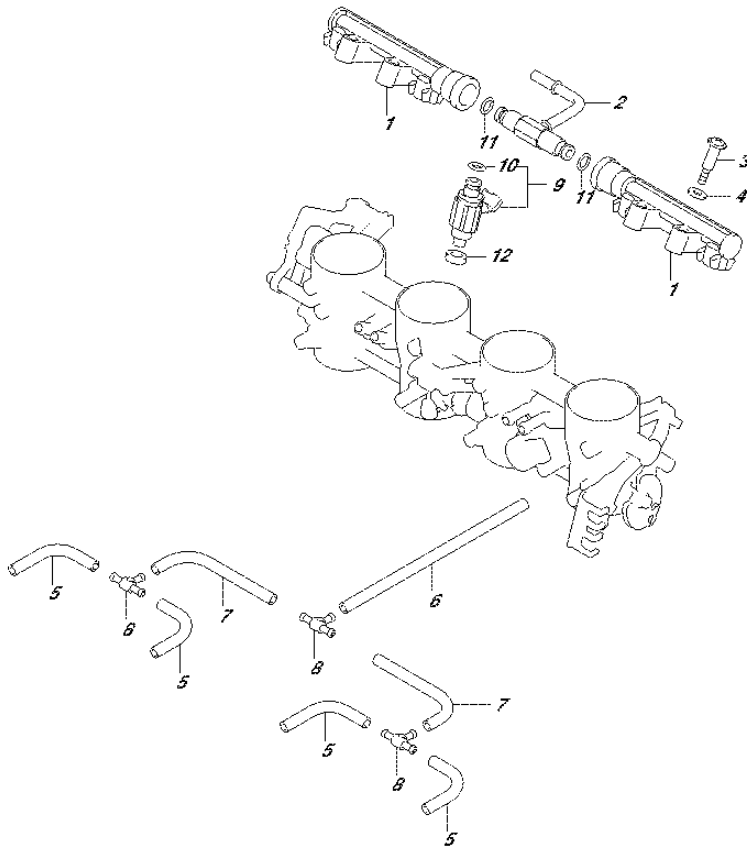


FIG. 155A

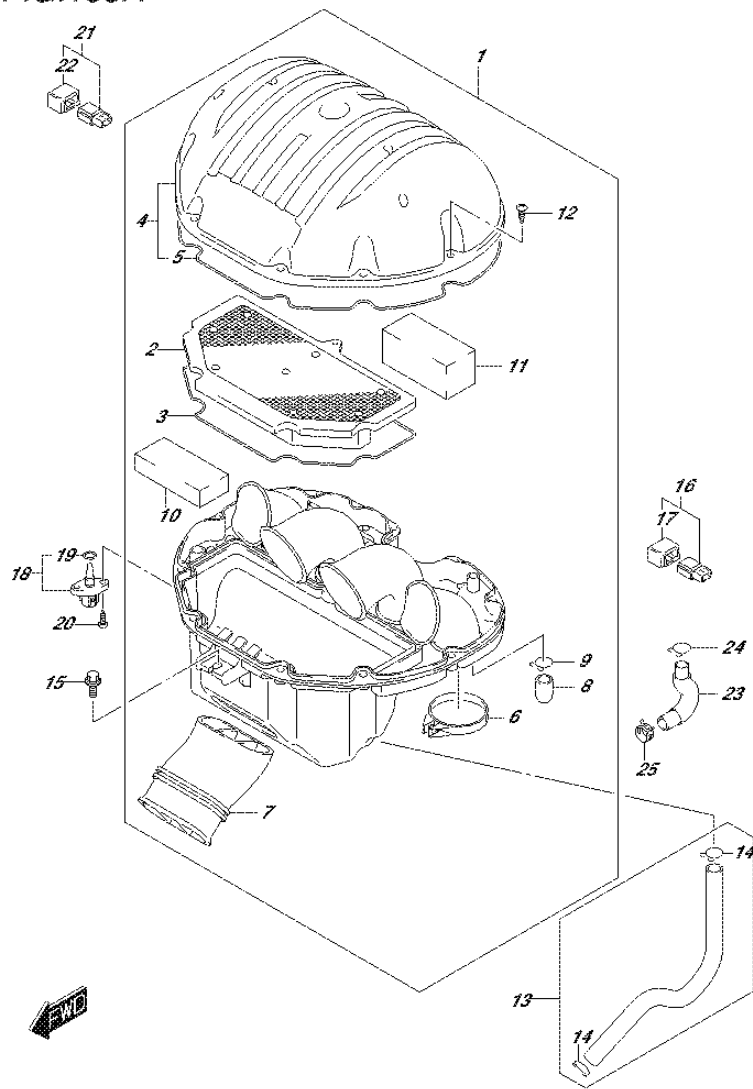


FIG.155A (1-C-3) AIR CLEANER

REF NO.	PART NO.	DESCRIPTION	Q'TY	REMARKS
1	13700-08J02	CLEANER ASSY, AIR	1	
2	13780-44G00	.FILTER ASSY	1	
3	13756-44G00	.GASKET, CASE	1	
4	13740-08J00	.CAP	1	
5	13746-08J00	.GASKET, CAP	1	
6	13170-25D01	.CLAMP	4	
7	13891-08J00	.TUBE, INLET	1	
8	13859-41B10	.PLUG	1	
9	09401-14101	.CLIP	1	
10	13788-08J00	.FILTER, BREATHER	1	
11	13789-08J00	.FILTER, BREATHER	1	
12	03541-0520A	.SCREW	12	
13	13850-08J00	TUBE, BREATHER	1	
14	09401-15101	.CLIP	2	
15	09116-06130	BOLT (6X16)	1	
16	15630-29G10	SENSOR, BOOST	1	
17	15625-29G00	.COVER	1	
18	13650-14G10	SENSOR, AIR TEMPERATURE	1	
19	13655-14G10	.O RING	1	
20	03511-0516A	SCREW	2	
21	15630-29G10	SENSOR, BOOST	1	
22	15625-29G00	.COVER	1	
23	13697-08J00	HOSE, ISC VALVE	1	
24	09401-15101	CLIP	1	
25	09401-16407	CLIP	1	

FIG.163A

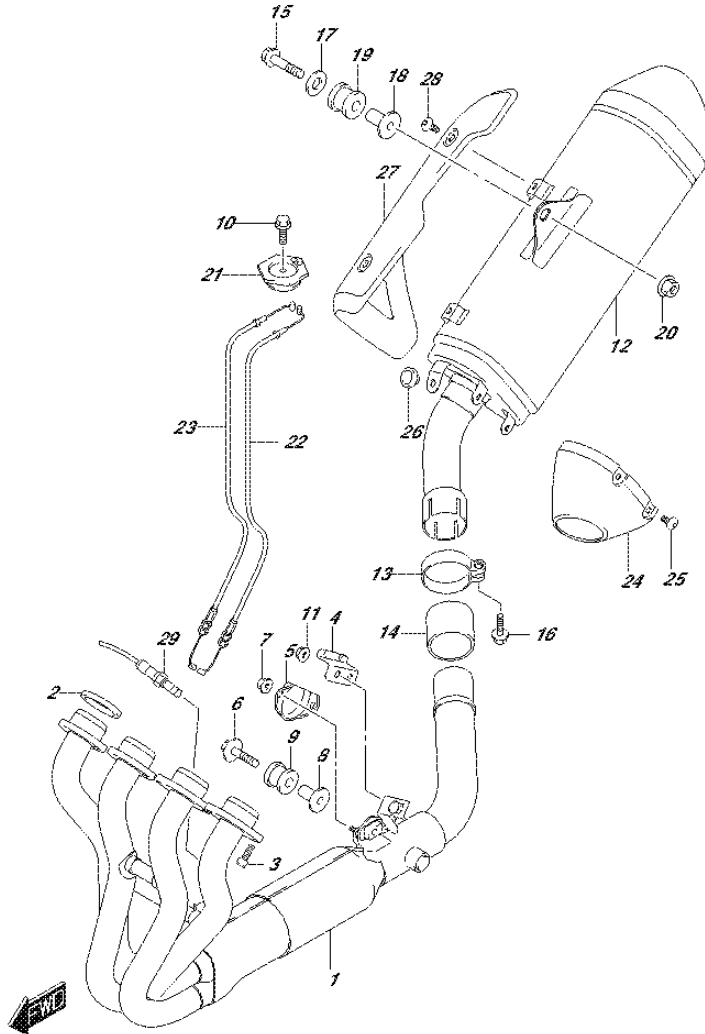


FIG.163A (1-C-4) MUFFLER

REF NO.	PART NO.	DESCRIPTION	Q'TY	REMARKS
1	14100-08J00	EXHAUST	1	
2	14181-46E00	GASKET, EXHAUST PIPE	4	
3	09106-08165	BOLT (8X25)	8	
4	14250-21H00	BRACKET, EXHAUST VALVE CABLE	1	
5	14280-08J00	COVER, EXHAUST VALVE	1	
6	09118-08152-A05	BOLT (8X45)	1	
7	09159-06100	NUT	2	
8	09180-08152	SPACER (8.6X12X24.2)	1	
9	09320-12077	CUSHION	1	
10	01547-0516A	BOLT	1	
11	08316-1006A	NUT	1	
12	14310-08J00-H01	BODY, MUFFLER	1	
13	14459-08J00	CLAMP	1	
14	14771-42F31	CONNECTOR, MUFFLER	1	
15	09103-08358	BOLT (8X45)	1	
16	09103-08392	BOLT (8X40)	1	
17	09160-08142	WASHER (8.5X28X1.5)	1	
18	09180-08152	SPACER (8.6X12X24.2)	1	
19	09320-12048	CUSHION	1	
20	08361-2508A	NUT	1	
21	11269-18G01	PULLEY, CONTROLLER	1	
22	11276-08J00	CABLE, EXHAUST VALVE NO.1	1	
23	11277-08J00	CABLE, EXHAUST VALVE NO.2	1	
24	14770-08J00	COVER, MUFFLER FRONT	1	
25	09139-06078	SCREW (6X10)	2	
26	09321-10018	CUSHION	1	
27	14780-08J00	COVER, MUFFLER CENTER	1	
28	09139-06122	SCREW (6X10)	2	
29	18213-18H10	SENSOR, OXYGEN	1	

FIG.172A

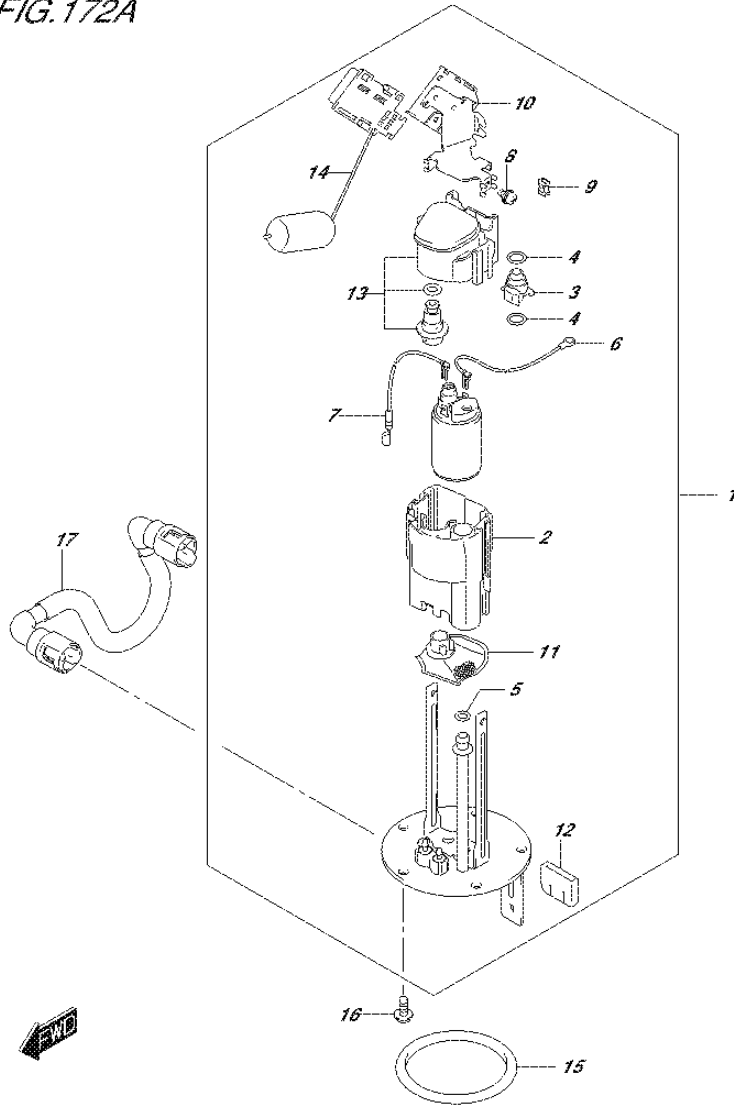


FIG.172A (1-C-5) FUEL PUMP

REF NO.	PART NO.	DESCRIPTION	Q'TY	REMARKS
1	15100-08J01	PUMP ASSY, FUEL	1	
2	15111-27G00	.CUP, RESERVOIR	1	
3	15112-05H00	.JOINT	1	
4	15113-05H00	.O RING	2	
5	15113-35F00	.O RING	1	
6	15114-14J00	.WIRE, EARTH	1	
7	15115-08J00	.WIRE, LEAD	1	
8	15116-10F00	.SCREW	3	
9	15119-08J00	.SADDLE, EDGE	1	
10	15181-08J00	.BRACKET, GAUGE	1	
11	15420-05H00	.STRAINER	1	
12	15583-18H00	.CAP, STAY	1	
13	15610-14J00	.REGULATOR	1	
14	34810-08J10	.GAUGE ASSY, FUEL LEVEL	1	
15	15201-35F00	O RING	1	
16	07120-0612A	BOLT	5	
17	15810-15H01	HOSE, FUEL	1	

FIG.178A

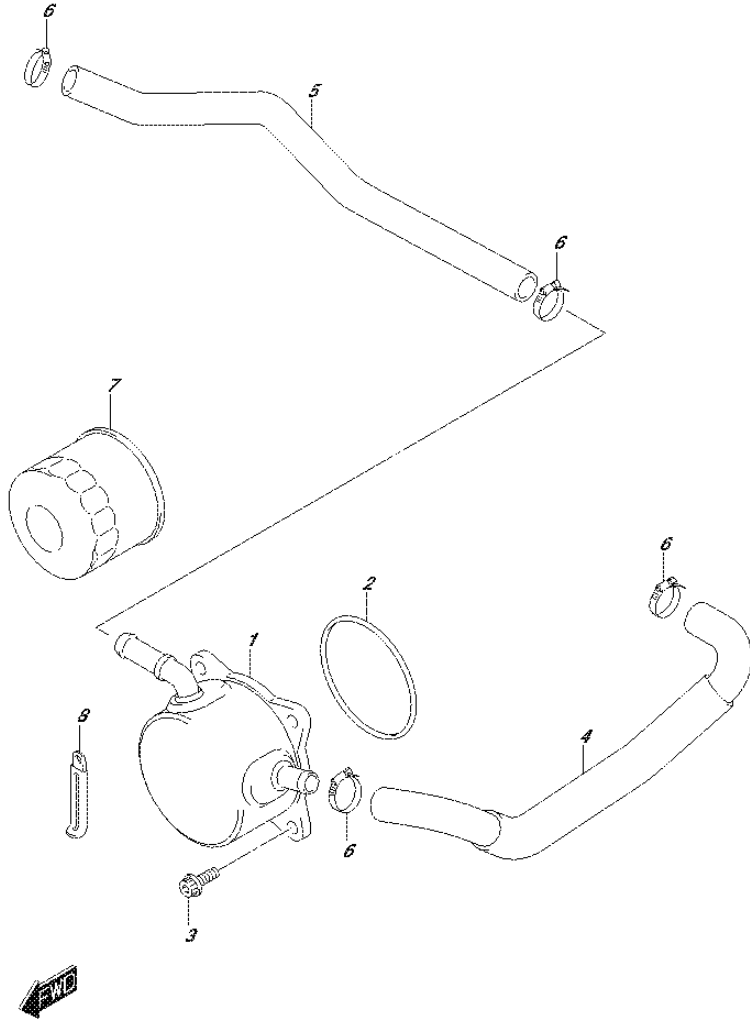


FIG.178A (1-C-6) OIL COOLER

REF NO.	PART NO.	DESCRIPTION	Q'TY	REMARKS
1	16600-29G00	COOLER ASSY, OIL	1	
2	09280-64003	O RING (D:3.1, ID:63.9)	1	
3	09106-06099	BOLT (6X16)	4	
4	16461-08J00	HOSE, OIL COOLER WATER INLET	1	
5	16471-08J00	HOSE, OIL COOLER WATER OUTLET	1	
6	09402-22512	CLAMP	4	
7	16510-07J00	FILTER ASSY, ENGINE OIL	1	
8	09404-06433	CLAMP (L:80)	1	

FIG.180A

FIG.180A (1-C-7) WATER PUMP

REF NO.	PART NO.	DESCRIPTION	Q'TY	REMARKS
1	17400-35F30	PUMP ASSY, WATER	1	
2	17491-17E01	.IMPELLER	1	
3	09168-06025	.GASKET (6X15X2.2)	1	
4	17470-02F10	.SEAL, MECHANICAL	1	
5	17461-48G00	.OIL SEAL	1	
6	02112-0616A	.SCREW	2	
7	17418-33400	.O RING	1	
8	17435-33400	.O RING	1	
9	09100-06099	.BOLT (6X13)	1	
10	09164-06006	.WASHER	1	
11	17432-07G00	.WASHER	1	
12	09404-06429	.CLAMP (L:45)	1	
13	01550-0635A	BOLT	2	

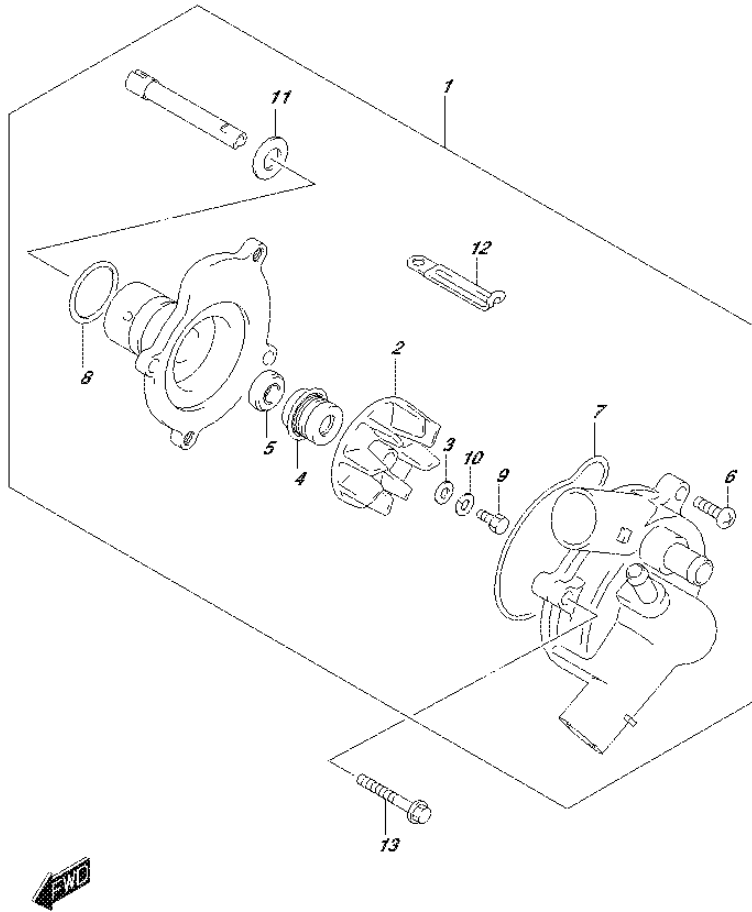


FIG.185A

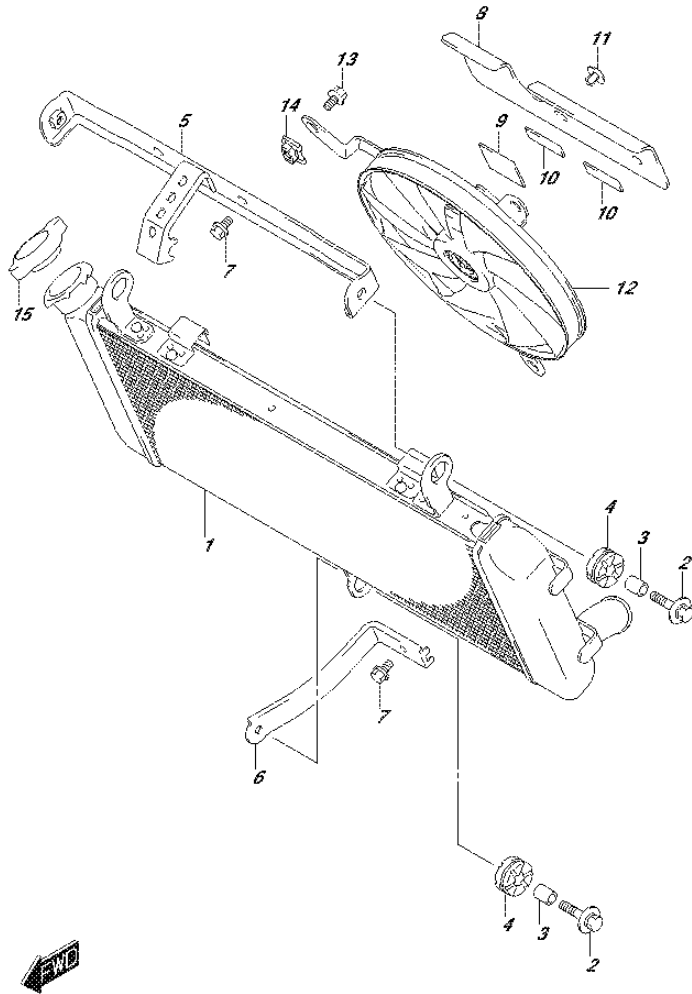


FIG.185A (1-C-8) RADIATOR

REF NO.	PART NO.	DESCRIPTION	Q'TY	REMARKS
1	17710-08J00	RADIATOR ASSY, WATER	1	
2	09118-06122	BOLT (6X25)	3	
3	09180-06290	SPACER (6.5X10X12)	3	
4	09320-10051	CUSHION	3	
5	17740-08J10	BRACKET, RADIATOR UPPER	1	
6	17750-08J00	BRACKET, RADIATOR LOWER	1	
7	01550-0612A	BOLT	3	
8	17771-08J00	SHIELD, HEAT	1	
9	44894-24A00	CUSHION, HEAT SHIELD	1	
10	94476-38C00	CUSHION, HEAT SHIELD	2	
11	09409-06322-5PK	CLIP (BLACK)	2	
12	17800-08J00	FAN ASSY, RADIATOR	1	
13	17711-08J00	BOLT	3	
14	17712-40F00	NUT	3	
15	17730-08J00	CAP, RADIATOR	1	

FIG.187A

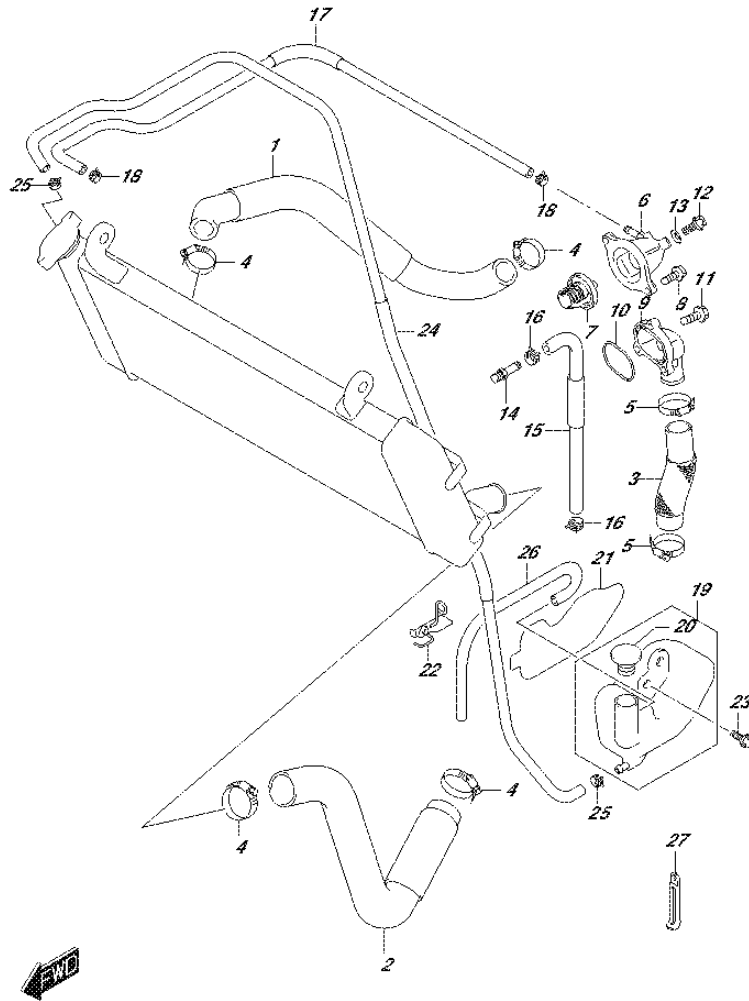


FIG.187A (1-C-9) RADIATOR HOSE

REF NO.	PART NO.	DESCRIPTION	Q'TY	REMARKS
1	17851-08J00	HOSE, RADIATOR INLET	1	
2	17852-08J10	HOSE, RADIATOR OUTLET	1	
3	17853-35F10	HOSE, CYLINDER INLET	1	
4	09402-35501	CLAMP	4	
5	09402-35501	CLAMP	2	
6	17661-35F00	COVER, THERMOSTAT	1	
7	17670-76G00	THERMOSTAT, WATER	1	
8	01547-0620A	BOLT	2	
9	17861-08J00	CONNECTOR, CYLINDER WATER	1	
10	17863-33E00	O RING	1	
11	01547-0620A	BOLT	3	
12	17568-50F00	BOLT, THERMOSTAT COVER AIR	1	
13	09168-06026	GASKET (6.4X11.5X0.8)	1	
14	09362-09011	UNION	1	
15	17854-08J00	HOSE, WATER BYPASS	1	
16	09401-12414	CLAMP	2	
17	17855-08J00	HOSE, WATER AIR BLEED	1	
18	09401-10409	CLIP	2	
19	17910-08J00	TANK ASSY, RESERVOIR	1	
20	17931-02FA0	.CAP	1	
21	17912-08J00	SHIELD, RESERVIOR TANK HEAT	1	
22	17914-08J00	PLATE, RESERVOIR TANK CAP	1	
23	09111-06085	BOLT (6X12)	2	
24	17981-08J00	HOSE, RESERVOIR TANK INLET	1	
25	09401-08411	CLIP	2	
26	17981-19F00	HOSE, OVER FLOW	1	CUT AS REQUIRED
27	09404-06429	CLAMP (L:45)	1	

FIG.189A

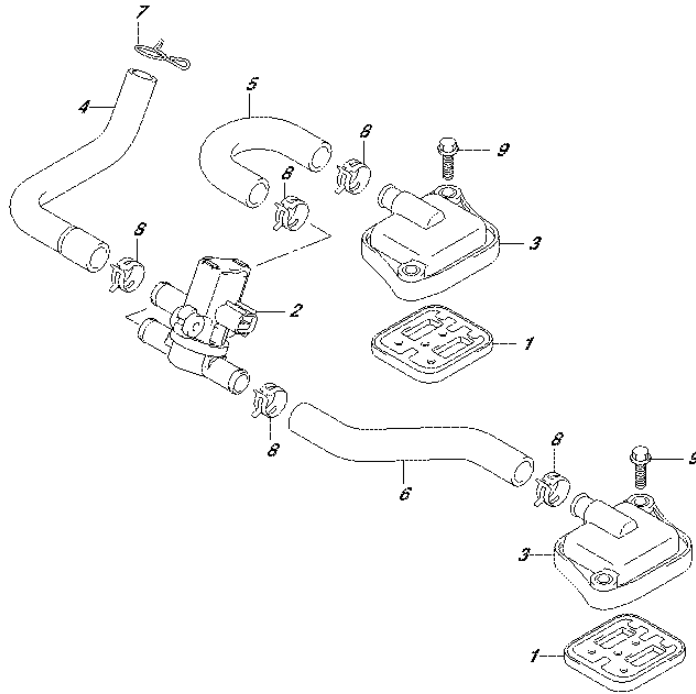


FIG.189A (1-C-10) 2ND AIR

REF NO.	PART NO.	DESCRIPTION	Q'TY	REMARKS
1	18450-35F11	VALVE ASSY, 2ND AIR REED	2	
2	18510-29G31	VALVE ASSY, AIR CUT	1	
3	18531-35F20	COVER, 2ND AIR REED VALVE	2	
4	18711-08J00	HOSE, 2ND AIR CLEANER	1	
5	18461-08J00	HOSE, 2ND AIR VALVE RH	1	
6	18471-08J00	HOSE, 2ND AIR VALVE LH	1	
7	09401-17201	CLIP	1	
8	09401-17401	CLIP	5	
9	01547-0620A	BOLT	4	



FIG.201A

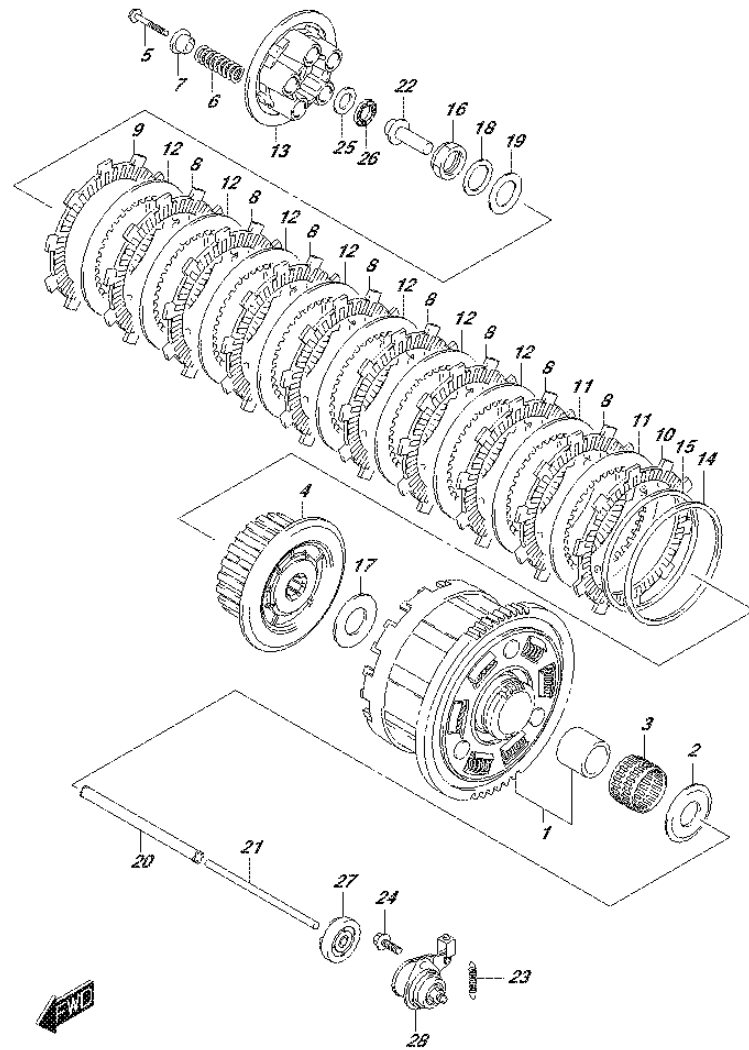


FIG.201A (1-C-11) CLUTCH

REF NO.	PART NO.	DESCRIPTION	Q'TY	REMARKS
1	21200-35830	GEAR ASSY, PRIMARY DRIVEN (NT:78)	1	
2	09160-25073	WASHER (25X54X2.4)	1	
3	09263-35036	BEARING (35X40X29.8)	1	
4	21410-35F20	HUB, CLUTCH SLEEVE	1	
5	21482-40F00	BOLT, CLUTCH SPRING	5	
6	21413-08J00	SPRING, CLUTCH	5	
7	21414-29F00	WASHER, CLUTCH SPRING	5	
8	21441-31EA0	PLATE, CLUTCH DRIVE NO.1 (T:3.0)	8	
9	21441-31E60	PLATE, CLUTCH DRIVE NO.2 (T:3.0)	1	
10	21442-31E21	PLATE, CLUTCH DRIVE NO.3 (T:3.0)	1	
11	21451-31E00	PLATE, CLUTCH DRIVEN NO.1 (T:1.6)	2	
12	21451-31E10	PLATE, CLUTCH DRIVEN NO.2 (T:2.0)	7	
13	21462-35F00	DISC, CLUTCH PRESSURE	1	
14	21471-31E20	SEAT, WAVE WASHER	1	
15	21472-39F00	WASHER, CLUTCH PLATE WAVE	1	
16	09159-24010	NUT	1	
17	09160-25056	WASHER (25X50X2.5)	1	
18	09164-24008	WASHER	1	
19	09181-25223	SHIM (25X38X1)	1	
20	23110-27A00	ROD, CLUTCH	1	
21	23111-35F00	ROD, CLUTCH PUSH LH	1	
22	23121-31E00	PIECE, CLUTCH PUSH	1	
23	09443-09051	SPRING	1	
24	01550-0616A	BOLT	2	
25	09160-15045	WASHER (15.5X28X1)	1	
26	09263-15003	BEARING (15X28X2)	1	
27	09283-06010	OIL SEAL (6X34X10.5)	1	
28	23200-35F01	SCREW ASSY, CLUTCH RELEASE	1	

FIG.206A

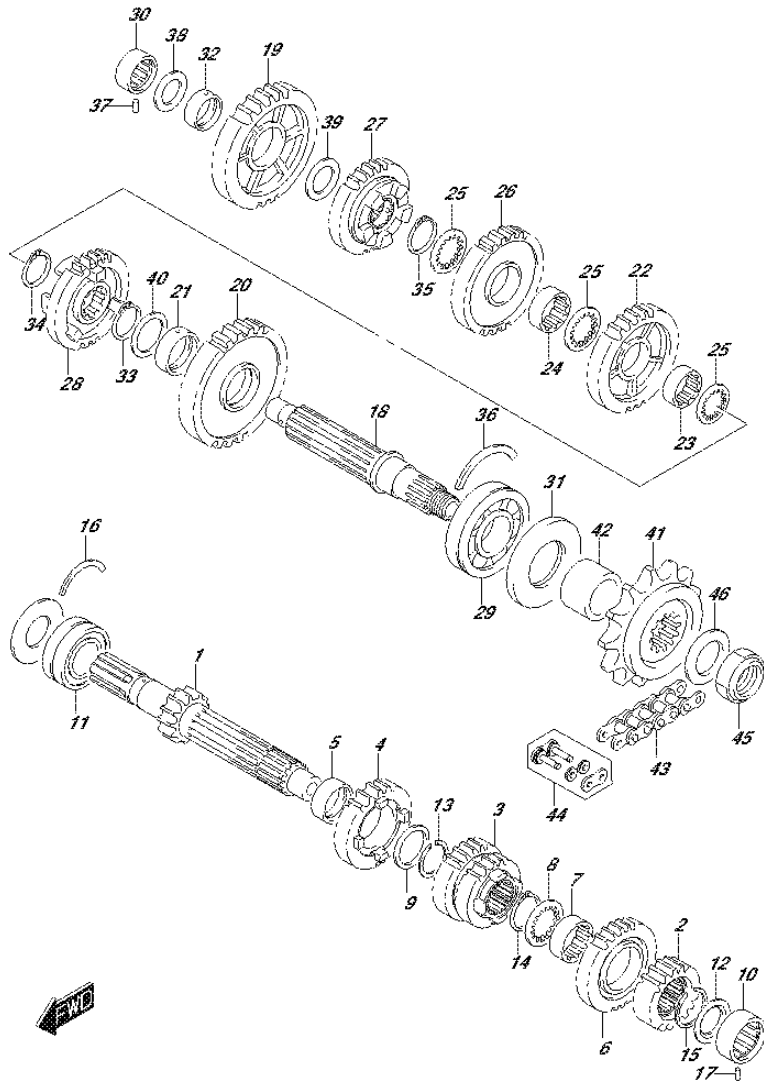


FIG.206A (1-C-12) TRANSMISSION

REF NO.	PART NO.	DESCRIPTION	Q'TY	REMARKS
1	24120-35F20	SHAFT, COUNTER (NT:14)	1	
2	24221-35F00	GEAR, 2ND DRIVE (NT:19)	1	
3	24231-35F01	GEAR, 3RD & 4TH DRIVE (NT:20/22)	1	
4	24251-35F21	GEAR, 5TH DRIVE (NT:23)	1	
5	24252-35F00	BUSH 5TH DRIVE GEAR	1	
6	24261-35F02	GEAR, 6TH DRIVE (NT:22)	1	
7	24262-35F10	BUSH, 6TH DRIVE GEAR	1	
8	09167-27003	LOCK WASHER	1	
9	09181-27014	SHIM (27X36X2.5)	1	
10	09263-20087	BEARING (20X34X13.5)	1	LH
11	09267-25013	BEARING (25X52X20.6)	1	RH
12	09285-20006	OIL SEAL (20X31.2X2.7)	1	
13	09380-27006	CIRCLIP	1	
14	09380-27006	CIRCLIP	1	
15	09380-27004	CIRCLIP	1	
16	09390-58001	C RING	1	RH
17	09261-06003	PIN (6X10)	1	LH
18	24131-35F01	SHAFT, DRIVE	1	
19	24311-35F20	GEAR, 1ST DRIVEN (NT:39)	1	
20	24321-35F11	GEAR, 2ND DRIVEN (NT:39)	1	
21	24322-35F00	BUSH, 2ND DRIVEN GEAR	1	
22	24331-35F10	GEAR, 3RD DRIVEN (NT:37)	1	
23	24332-35F00	BUSH, 3RD DRIVEN GEAR	1	
24	24332-35F00	BUSH, 4TH DRIVEN GEAR	1	
25	24333-02F00	WASHER, 3RD & 4TH DRIVEN GEAR	3	
26	24341-35F10	GEAR, 4TH DRIVEN (NT:29)	1	
27	24351-35F10	GEAR, 5TH DRIVEN (NT:30)	1	
28	24361-35F10	GEAR, 6TH DRIVEN (NT:26)	1	
29	09262-28025	BEARING (28X70X18)	1	LH
30	09263-20087	BEARING (20X34X13.5)	1	RH
31	09283-36008	OIL SEAL (34.8X70X6)	1	
32	09300-22008	BUSH (22X26X9)	1	

FIG.206A

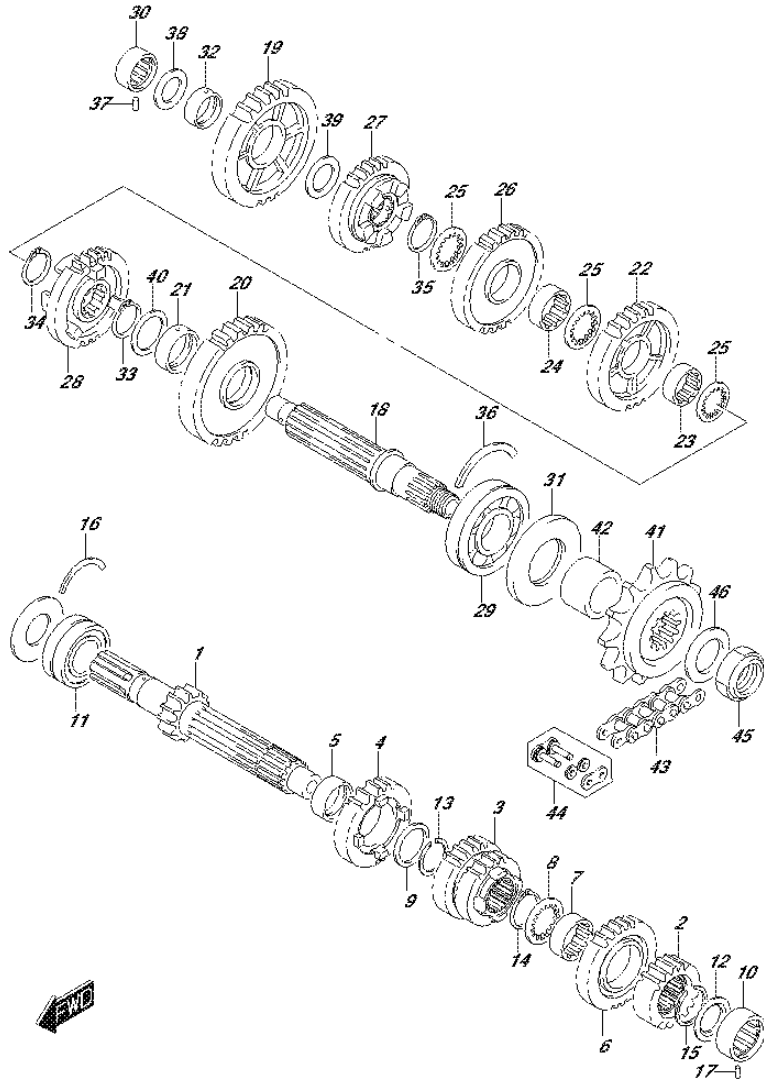


FIG.206A (1-C-13) TRANSMISSION

REF NO.	PART NO.	DESCRIPTION	Q'TY	REMARKS
33	09380-27006	CIRCLIP	1	
34	09380-27006	CIRCLIP	1	
35	09380-27006	CIRCLIP	1	
36	09390-70001	C RING	1	LH
37	09261-06003	PIN (6X10)	1	RH
38	09181-20251	SHIM (20X34X1)	1	
39	09181-22223	SHIM (22X34X1)	1	
40	09160-27008	WASHER (27X36X1)	1	
41	27510-20A20	SPROCKET, ENGINE (NT:17)	1	
42	27531-35F01	SPACER, ENGINE SPROCKET	1	
43	27600-06G40-112	CHAIN ASSY (RK 525SM8)	1	
44	27620-06G40	.JOINT SET, CHAIN	1	
45	09159-20004	NUT	1	
46	09160-25009	WASHER (25X41X3)	1	

FIG.212A

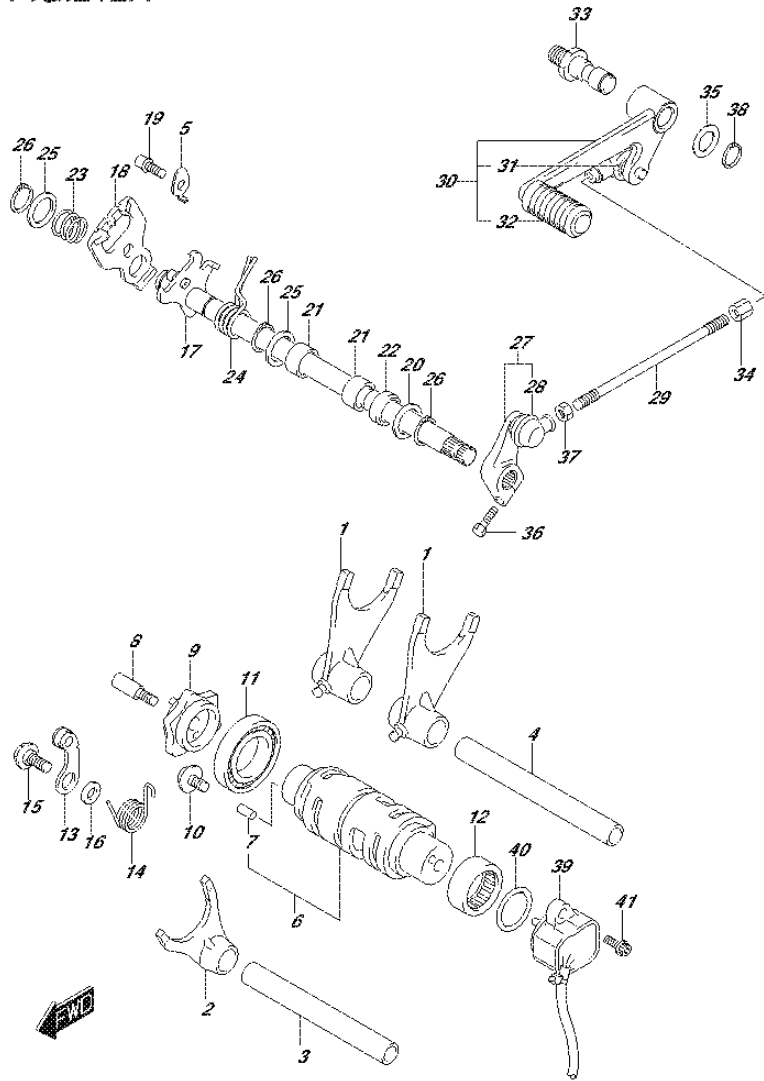


FIG.212A (1-C-14) GEAR SHIFTING

REF NO.	PART NO.	DESCRIPTION	Q'TY	REMARKS
1	25211-35F11	FORK, GEAR SHIFT, NO.1	2	
2	25231-35F11	FORK, GEAR SHIFT, NO.3	1	
3	25411-26D01	SHAFT, GEAR SHIFT FORK, NO.2	1	
4	25411-35F00	SHAFT, GEAR SHIFT FORK, NO.1	1	
5	25451-35F00	RETAINER, SHIFT FORK SHAFT	1	
6	25310-35F00	CAM, GEAR SHIFT	1	
7	04221-04089	.PIN	1	
8	25312-42F01	BOLT, GEAR SHIFT CAM PLATE	1	
9	25381-13E30	PLATE, GEAR SHIFT CAM	1	
10	09136-06147	SCREW (6X12)	2	
11	09262-25006	BEARING (25X47X8)	1	
12	09263-25018	BEARING (25X32X12)	1	LH
13	25350-35F00	STOPPER, SHIFT CAM	1	
14	25355-05G00	SPRING, SHIFT CAM STOPPER ARM	1	
15	09111-06041	BOLT (6X14.3)	1	
16	08211-06141	WASHER	1	
17	25510-08J00	SHAFT, GEAR SHIFT	1	
18	25512-06G10	PLATE, GEAR SHIFT CAM DRIVE	1	
19	25671-35F00	STOPPER, GEAR SHIFT ARM	1	
20	09160-14016	WASHER (14X29X0.8)	1	LH
21	09263-14027	BEARING (14X20X12)	2	
22	09283-14005	OIL SEAL (14X22X7.3)	1	
23	09440-17009	SPRING	1	
24	09444-20001	SPRING	1	
25	09181-14167	SHIM (14X22X1)	2	
26	08331-3114A	CIRCLIP	3	
27	25520-06G10	ARM, GEAR SHIFT LINK	1	
28	25526-47000	.COVER, DUST	1	
29	25525-12B00	ROD, GEAR SHIFT LINK	1	
30	25600-08J00	LEVER ASSY, GEAR SHIFT	1	
31	25526-47000	.COVER, DUST	1	
32	25652-20C00	.RUBBER, GEAR SHIFT PEDAL	1	

FIG.212A

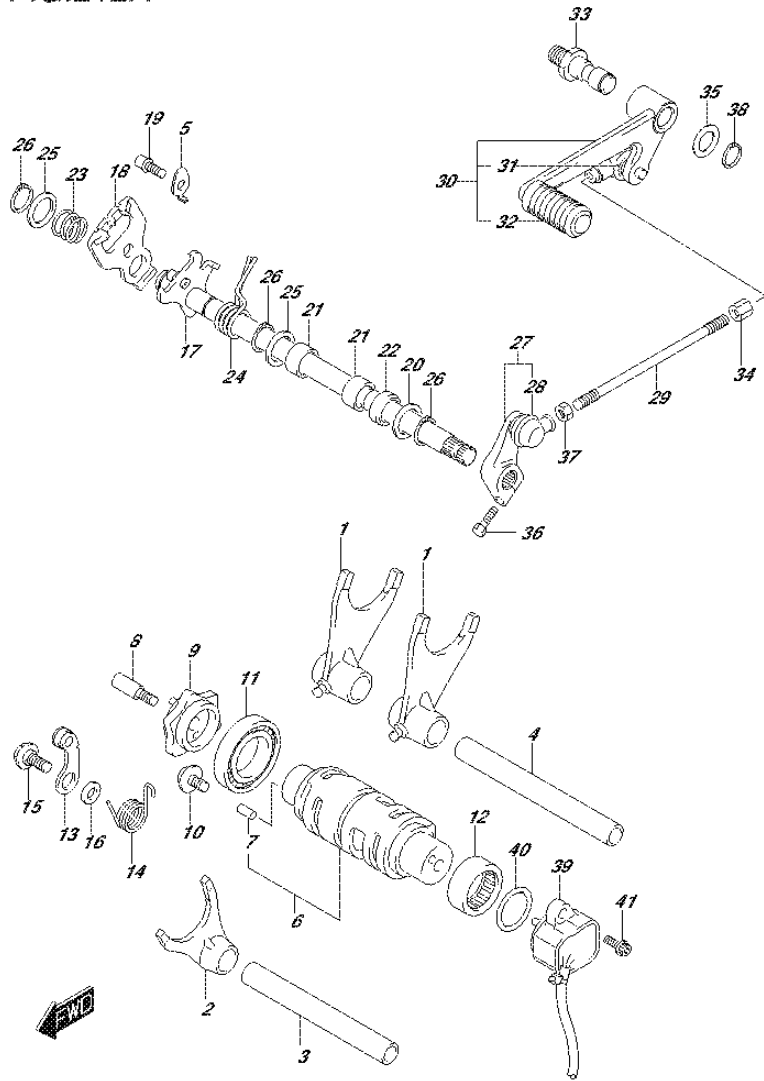


FIG.212A (1-C-15) GEAR SHIFTING

REF NO.	PART NO.	DESCRIPTION	Q'TY	REMARKS
33	25617-03F10	SHAFT, GEAR SHIFT LEVER	1	
34	09140-06025	NUT	1	
35	09160-12011	WASHER (12.5X20X1)	1	
36	01547-0620A	BOLT	1	
37	08310-0006A	NUT	1	
38	08331-3112A	CIRCLIP	1	
39	37730-08J00	SENSOR ASSY, GEAR POSITION	1	
40	09280-26005	O RING (D:2.4, ID:26.2)	1	
41	09106-05023	BOLT (5X16)	2	

FIG.301A

FIG.301A (1-D-2) STARTING MOTOR

REF NO.	PART NO.	DESCRIPTION	Q'TY	REMARKS
1	31100-08J00	MOTOR ASSY, STARTING	1	
2	31132-38F10	.BRUSH HOLDER SET	1	
3	31143-49040	.O RING	1	
4	31264-38F10	.SQUARE RING	2	
5	31280-38F10	.BOLT	2	
6	31156-98E00	.O RING	1	
7	09103-06212	BOLT (6X25)	2	
8	08361-3506A	NUT	1	

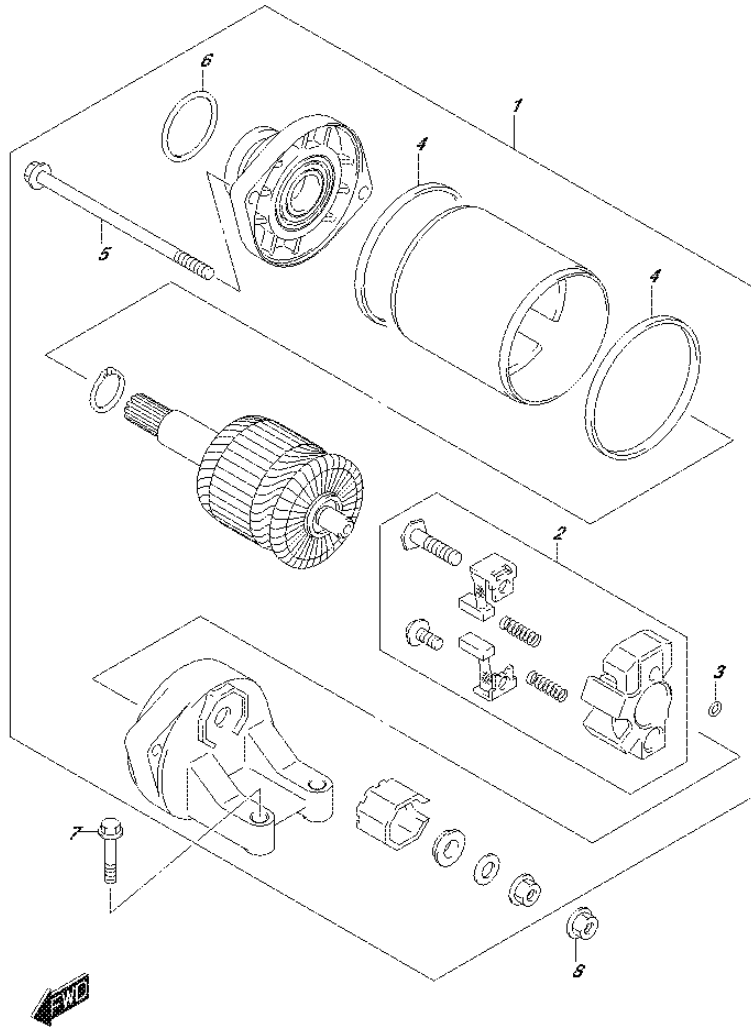


FIG.304A

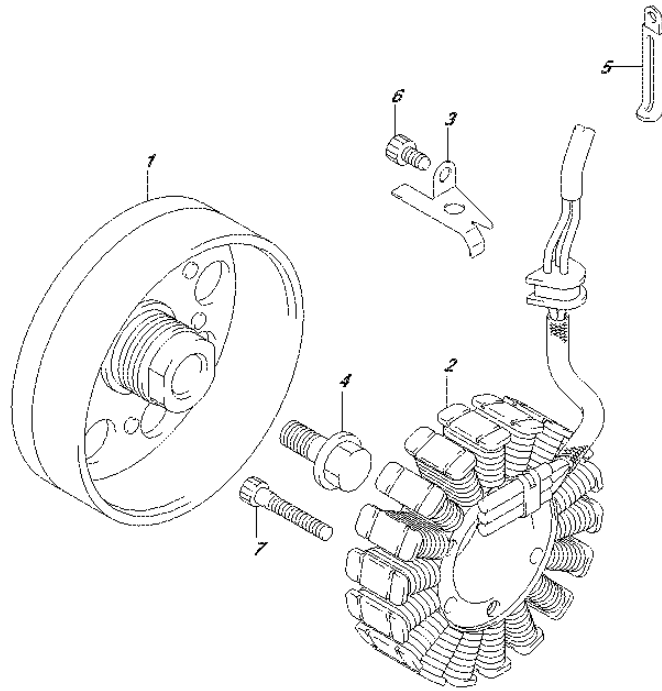


FIG.304A (1-D-3) GENERATOR

REF NO.	PART NO.	DESCRIPTION	Q'TY	REMARKS
1	31402-08J00	ROTOR ASSY	1	
2	31401-29G20	STATOR ASSY	1	
3	32371-33E00	CLAMP, GENERATOR LEAD WIRE	1	
4	09103-12005	BOLT (12X23)	1	
5	09404-06429	CLAMP (L:45)	1	
6	07130-0612A	BOLT	1	
7	07130-0635A	BOLT	3	



FIG.306A

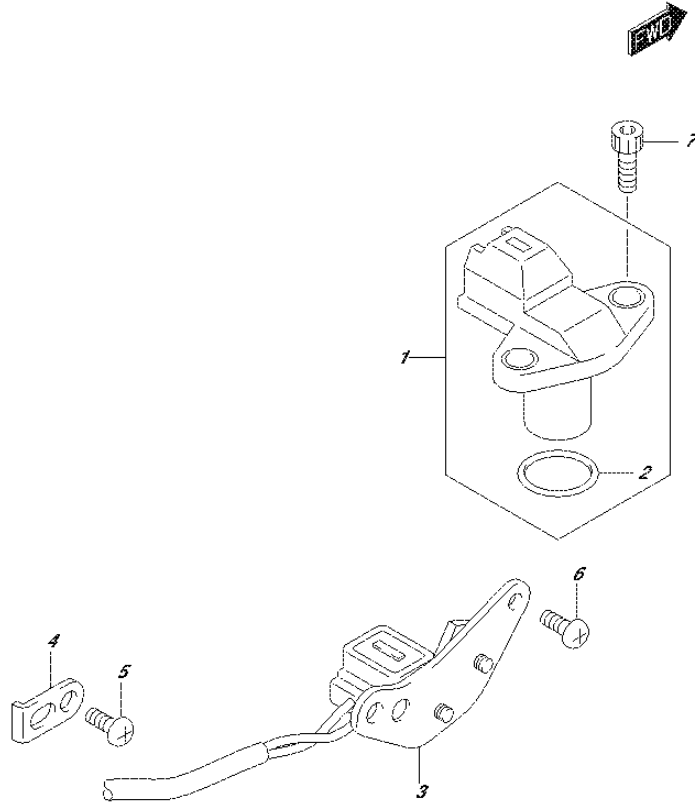


FIG.306A (1-D-4) SIGNAL GENERATOR

REF NO.	PART NO.	DESCRIPTION	Q'TY	REMARKS
1	32160-02F10	SENSOR ASSY, CAM POSITION	1	
2	32161-02F00	,PACKING	1	
3	33110-08J00	STATOR, SIGNAL GENERATOR	1	
4	33115-33E00	CLAMP, SIGNAL GENERATOR	1	
5	02112-0510A	SCREW	1	
6	02112-0510A	SCREW	2	
7	09106-06073	BOLT (6X16)	2	

FIG.310A

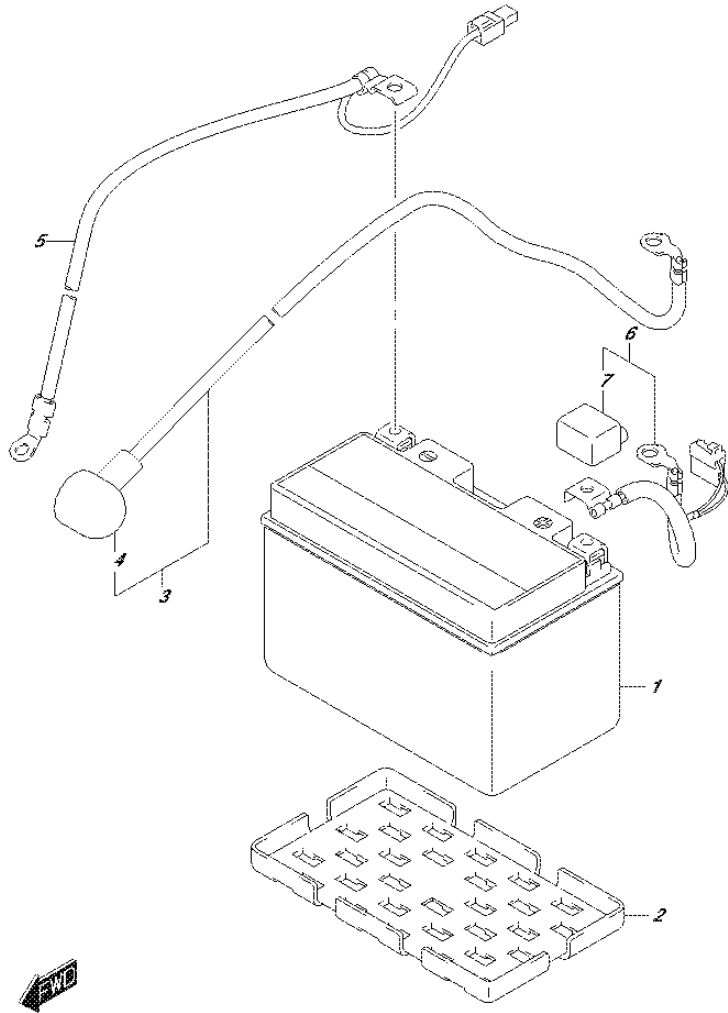


FIG.310A (1-D-5) BATTERY

REF NO.	PART NO.	DESCRIPTION	Q'TY	REMARKS
1	33610-14G11	BATTERY ASSY (FT12A-BS, 12V,10AH)	1	
2	33652-16G00	PROTECTOR, BATTERY	1	
3	33810-08J00	WIRE, STARTER MOTOR LEAD	1	
4	33624-18H10	.CAP, STARTER MOTOR	1	
5	33860-08J00	WIRE, BATTERY MINUS LEAD	1	
6	33820-08J10	WIRE, BATTERY PLUS LEAD	1	
7	33624-16G00	.CAP, BATTERY PLUS	1	

FIG.312A

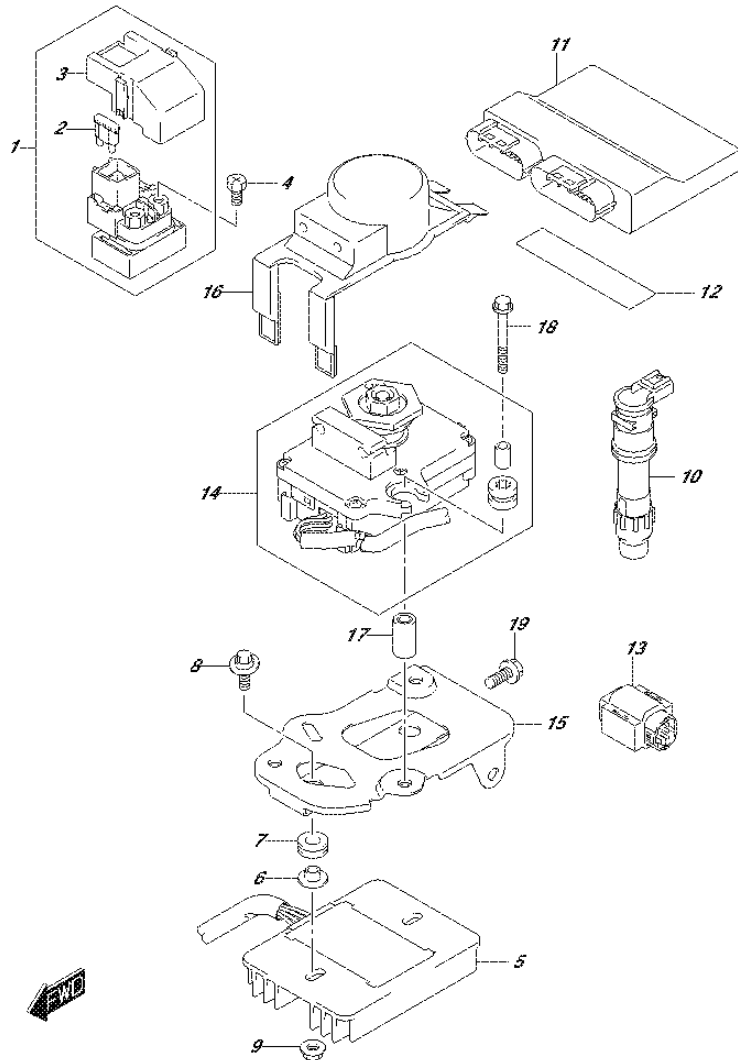


FIG.312A (1-D-6) ELECTRICAL

REF NO.	PART NO.	DESCRIPTION	Q'TY	REMARKS
1	31800-06G00	RELAY ASSY, STARTING MOTOR	1	
2	09481-30101	.FUSE (30A)	2	
3	31861-47E00	.COVER	1	
4	09128-06013	SCREW (6X8)	2	
5	32800-47H30	RECTIFIER ASSY	1	
6	09180-06325	SPACER (6.2X8.4X6.9)	2	
7	09320-08066	CUSHION	2	
8	09116-06182	BOLT (6X20)	2	
9	08316-1006A	NUT	2	
10	33410-47H00	COIL ASSY, IGNITION	4	
11	32920-08J71	CONTROL UNIT, FI	1	
12	33652-38A10	CUSHION, FI CONTROL UNIT	3	
13	33960-27G00	SENSOR ASSY, FUEL CUT	1	
14	33970-47H01	ACTUATOR, EXHAUST CONTROL	1	
15	33971-08J00	HOLDER, ACTUATOR	1	
16	33973-48G01	COVER, ACTUATOR	1	
17	09180-06345	SPACER (6.2X14.5X26)	2	
18	01550-0650A	BOLT	2	
19	02162-0616A	SCREW	3	

FIG.330A

FIG.330A (1-D-7) SPEEDOMETER

REF NO.	PART NO.	DESCRIPTION	Q'TY	REMARKS
1	34120-08J20	SPEEDOMETER	1	
2	34150-08J10	UPPER CASE ASSY	1	
3	34124-39G00	.RUBBER, SWITCH	2	
4	34111-08J00	LOWER CASE ASSY	1	
5	09132-03008	SCREW (3X16)	8	
6	34189-08J00	CUSHION, SPEEDOMETER	3	
7	09160-04026	WASHER (4.5X16X1.2)	1	
8	03541-0416A	SCREW	1	
9	34981-38G01	ROTOR, SPEED	1	
10	34990-35F00	SENSOR, SPEED	1	
11	07120-0512A	BOLT	1	
12	07130-0825A	BOLT	1	
13	09404-06429	CLAMP (L:45)	1	

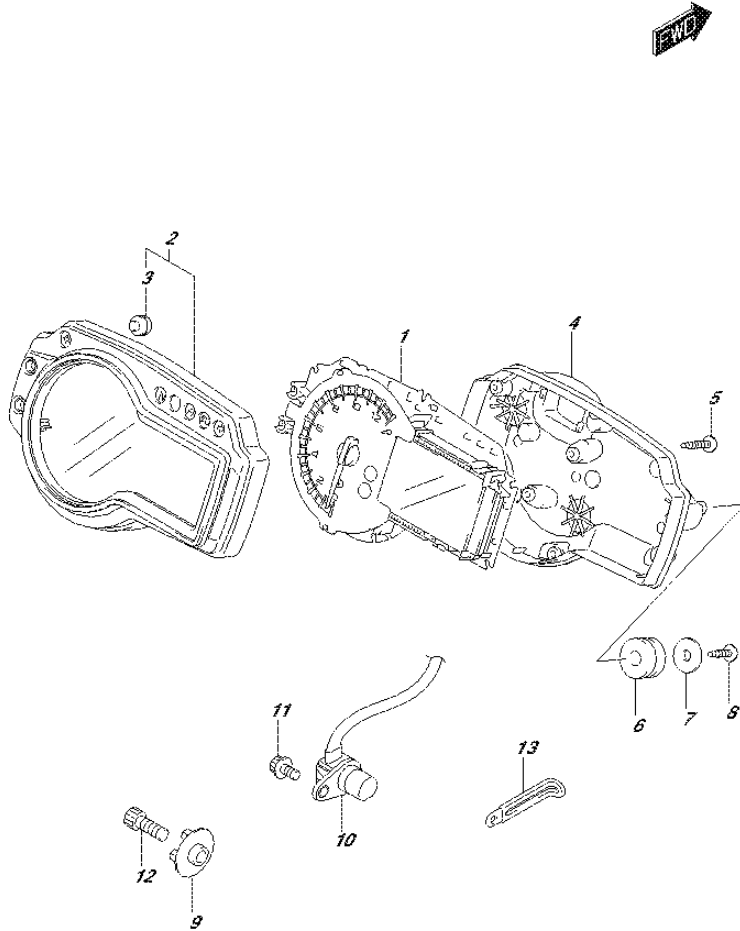


FIG.333A

FIG.333A (1-D-8) HEADLAMP (N/FRONT REFLECTOR)

REF NO.	PART NO.	DESCRIPTION	Q'TY	REMARKS
1	35100-08J01-999	HEADLAMP ASSY	1	
2	35125-77A00	.COVER, SOCKET	1	
3	36118-08J00	.CORD ASSY	1	
4	09471-12185	BULB (12V,60/55W)	1	
5	09471-12216	BULB (12V5W)	2	
6	09139-06126	SCREW (6X20)	2	
7	09320-09501	CUSHION	2	

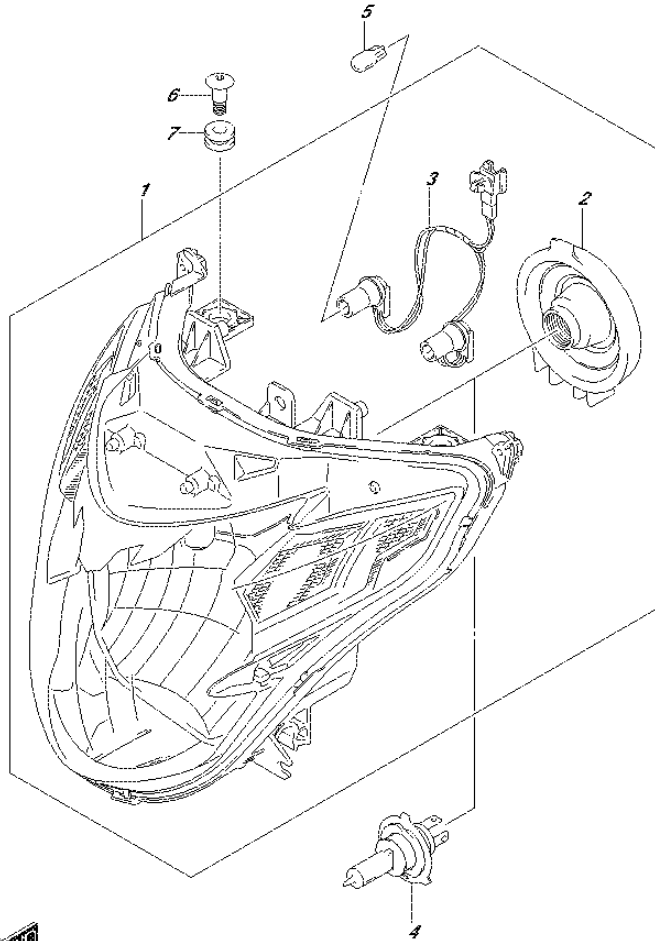


FIG.333B

FIG.333B (1-D-9) HEADLAMP (W/FRONT REFLECTOR)

REF NO.	PART NO.	DESCRIPTION	Q'TY	REMARKS
1	35100-08J01-999	HEADLAMP ASSY	1	
2	35125-77A00	.COVER, SOCKET	1	
3	36118-08J00	.CORD ASSY	1	
4	09471-12185	BULB (12V,60/55W)	1	
5	09471-12216	BULB (12V5W)	2	
6	09139-06126	SCREW (6X20)	2	
7	09320-09501	CUSHION	2	
8	35950-14A11	REFLEX REFLECTOR ASSY, FR SIDE	2	
9	09119-06109	BOLT	2	
10	09160-08043	WASHER (8.5X18X1)	2	

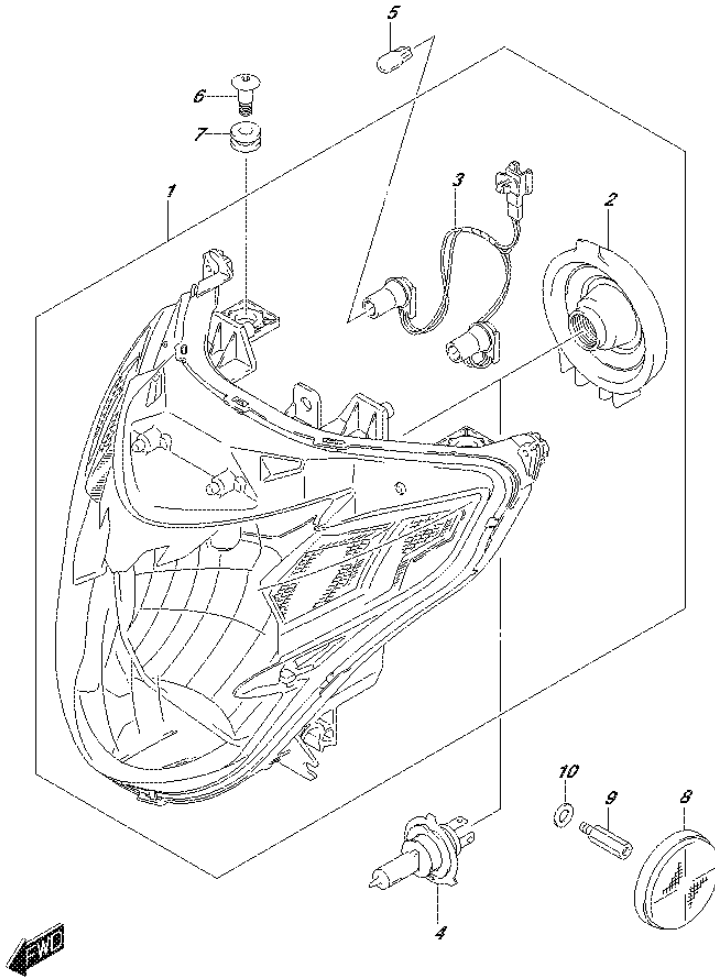


FIG.334A

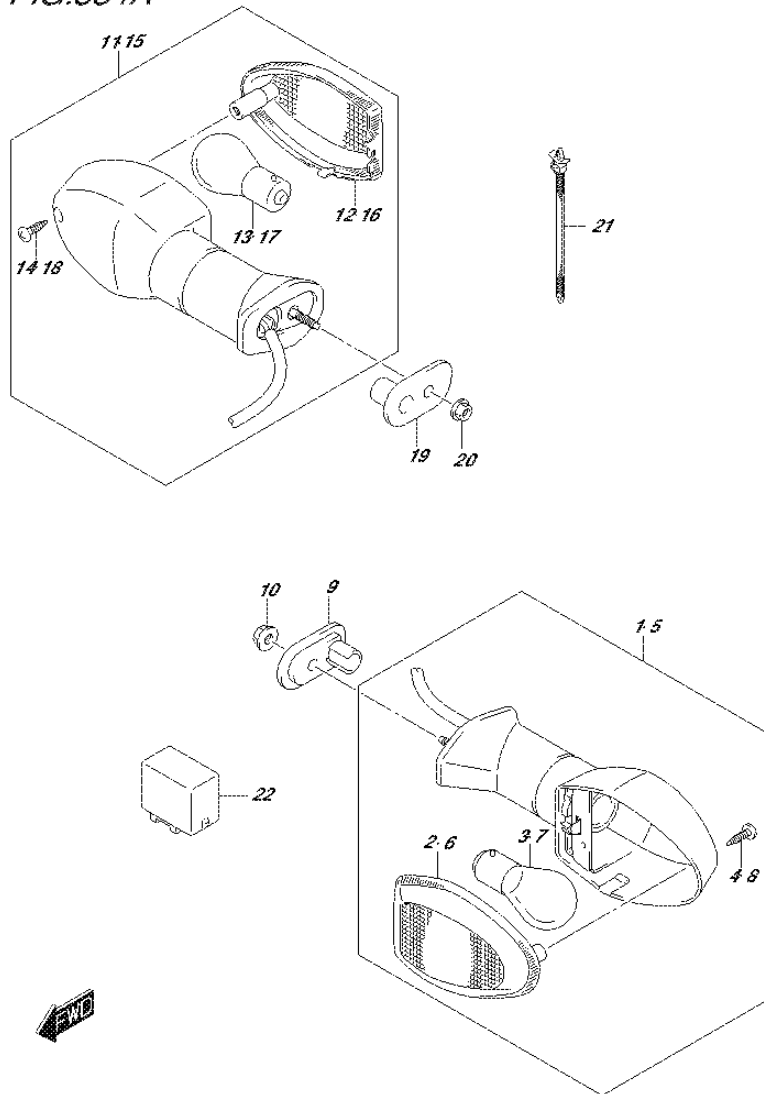


FIG.334A (1-D-10) TURN SIGNAL LAMP

REF NO.	PART NO.	DESCRIPTION	Q'TY	REMARKS
1	35601-08J01	LAMP ASSY, FRONT TURN SIGNAL RH	1	
2	35612-08J01	.LENS	1	
3	09471-12045	.BULB (12V,21W)	1	
4	03211-0414B	.SCREW	1	
5	35602-08J01	LAMP ASSY, FRONT TURN SIGNAL LH	1	
6	35632-08J01	.LENS	1	
7	09471-12045	.BULB (12V,21W)	1	
8	03211-0414B	.SCREW	1	
9	35629-31F40	PLATE, FRONT TURN SIGNAL	2	
10	08316-1005A	NUT	2	
11	35603-08J01	LAMP ASSY, REAR TURN SIGNAL RH	1	
12	35632-08J01	.LENS	1	
13	09471-12045	.BULB (12V,21W)	1	
14	03211-0414B	.SCREW	1	
15	35604-08J01	LAMP ASSY, REAR TURN SIGNAL LH	1	
16	35612-08J01	.LENS	1	
17	09471-12045	.BULB (12V,21W)	1	
18	03211-0414B	.SCREW	1	
19	35629-31F40	PLATE, REAR TURN SIGNAL	2	
20	08316-1005A	NUT	2	
21	09407-11402	CLAMP (L:90)	1	
22	38610-03F00	RELAY ASSY, TURN SIGNAL LAMP	1	

FIG.339A

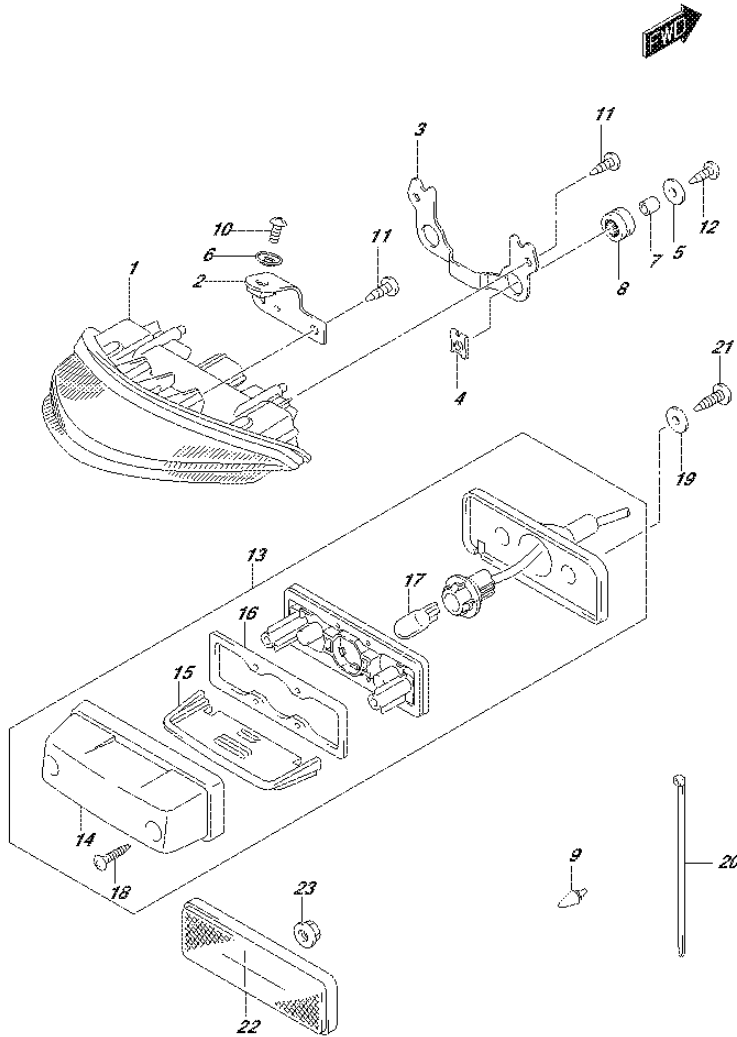


FIG.339A (1-D-11) REAR COMBINATION LAMP (N/REFLECTOR)

REF NO.	PART NO.	DESCRIPTION	Q'TY	REMARKS
1	35710-21H00	LAMP ASSY, REAR COMBINATION	1	
2	35726-08J00	BRACKET, REAR COMBINATION LAMP	1	
3	35726-08J10	BRACKET, REAR COMBINATION LAMP	1	
4	09148-05047	NUT	2	
5	09160-05501	WASHER (5.5X20X1.2)	2	
6	09169-06071	WASHER	1	
7	09180-06285	SPACER (6.5X10X9)	2	
8	09320-09009	CUSHION	2	
9	09321-06028	CUSHION	1	
10	02142-0612A	SCREW	1	
11	03541-0516A	SCREW	4	
12	03541-0520B	SCREW	2	
13	35910-16G11	LAMP ASSY, LICENSE	1	
14	35917-16G00	.COVER	1	
15	35912-16G01	.LENS	1	
16	35913-16G00	.GASKET	1	
17	09471-12216	.BULB (12V5W)	1	
18	03211-0416A	.SCREW	2	
19	09160-05501	WASHER (5.5X20X1.2)	2	
20	09407-14407	CLAMP (L:145)	1	
21	03541-0516A	SCREW	2	
22	35970-07F01	REFLECTOR ASSY, REAR	1	
23	08316-1005A	NUT	1	

FIG.339B

FIG.339B (1-D-12) REAR COMBINATION LAMP (W/REFLECTOR)

REF NO.	PART NO.	DESCRIPTION	Q'TY	REMARKS
1	35710-21H30	LAMP ASSY, REAR COMBINATION	1	
2	35726-08J00	BRACKET, REAR COMBINATION LAMP	1	
3	35726-08J10	BRACKET, REAR COMBINATION LAMP	1	
4	09148-05047	NUT	2	
5	09160-05501	WASHER (5.5X20X1.2)	2	
6	09169-06071	WASHER	1	
7	09180-06285	SPACER (6.5X10X9)	2	
8	09320-09009	CUSHION	2	
9	09321-06028	CUSHION	1	
10	02142-0612A	SCREW	1	
11	03541-0516A	SCREW	4	
12	03541-0520B	SCREW	2	
13	35910-16G31	LAMP ASSY, LICENSE	1	
14	35917-16G00	.COVER	1	
15	35912-16G01	.LENS	1	
16	35913-16G00	.GASKET	1	
17	09471-12216	.BULB (12V5W)	1	
18	03211-0416A	.SCREW	2	
19	35978-16G30	.SPACER	1	
20	09160-05501	WASHER (5.5X20X1.2)	2	
21	09407-14407	CLAMP (L:145)	1	
22	03541-0540A	SCREW	2	
23	35970-07F01	REFLECTOR ASSY, REAR	1	
24	08316-1005A	NUT	1	
25	09160-06077	WASHER (6.5X20X1.2)	2	
26	08316-1006A	NUT	2	
27	02142-0616A	SCREW	2	
28	35927-08J30	BRACKET, LICENSE PLATE	1	
29	35970-14A20	REFLECTOR ASSY, REAR SIDE	2	
30	08316-1005A	NUT	2	

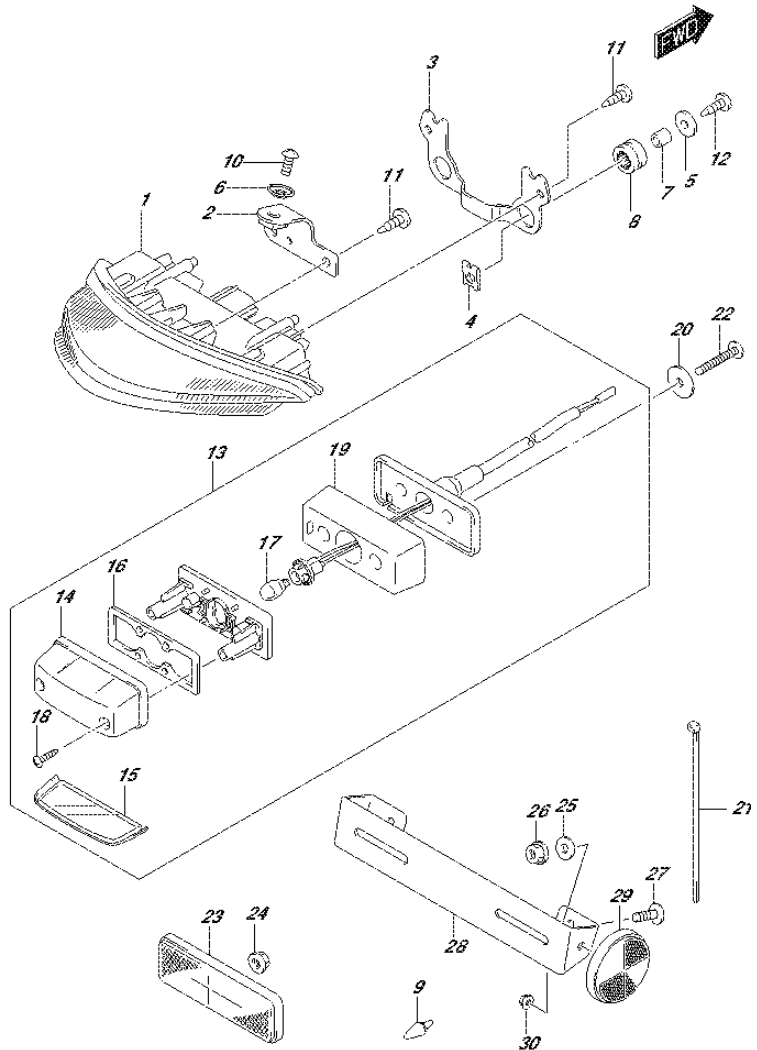


FIG.350A

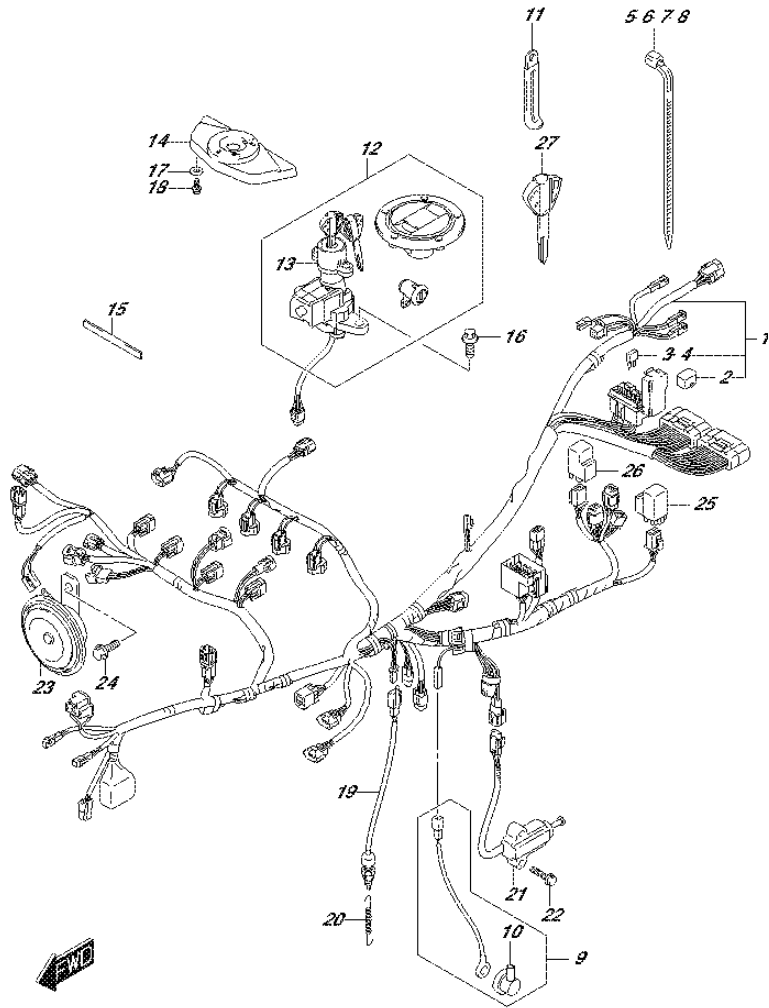


FIG.350A (1-D-13) WIRING HARNESS

REF NO.	PART NO.	DESCRIPTION	Q'TY	REMARKS
1	36610-08JG0	HARNESS, WIRING	1	
2	36654-06J30	.CAP, TS	1	
3	09481-10501	.FUSE (10A)	5	
4	09481-15501	.FUSE (15A)	1	
5	09407-14407	CLAMP (L:145)	3	
6	09407-14403	CLAMP (L:125)	1	
7	09407-18402	CLAMP (L:165)	1	
8	09407-19401	CLAMP (L:190)	2	
9	36851-44G01	WIRE, OIL PRESSURE SWITCH LEAD	1	
10	36618-31J00	.CAP, OIL PRESSURE SWITCH	1	
11	09404-06429	CLAMP (L:45)	2	
12	37101-44810	LOCK SET	1	
13	37100-44G20	.LOCK ASSY, STEERING	1	
14	37180-44G20	COVER, STEERING LOCK	1	
15	37187-44G00	PROTECTOR, IGNITION SWITCH	1	
16	09119-08100	BOLT (8X20)	2	
17	09160-05037	WASHER (5.5X16X1.2)	2	
18	01550-0510A	BOLT	2	
19	37740-45D00	SWITCH ASSY, STOP LAMP	1	
20	09443-06012	SPRING	1	
21	37840-35F00	SWITCH ASSY, SIDE STAND	1	
22	01550-0620A	BOLT	2	
23	38500-16G01	HORN ASSY	1	
24	01550-0812A	BOLT	1	
25	38740-24X50	RELAY ASSY, FUEL PUMP	1	FOR FUEL PUMP
26	38740-24X50	RELAY ASSY, FAN MOTOR	1	FOR FAN MOTOR
27	37146-41G00	KEY, BLANK	1	OPT

FIG.355A

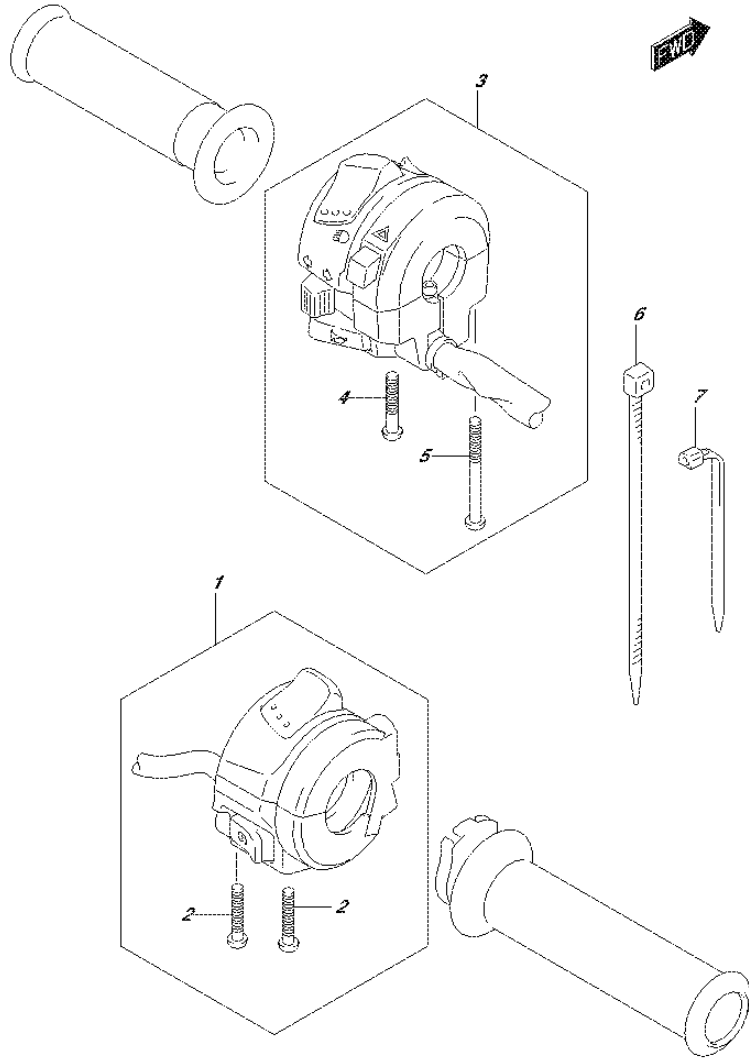


FIG.355A (1-D-14) HANDLE SWITCH

REF NO.	PART NO.	DESCRIPTION	Q'TY	REMARKS
1	37200-08J10	SWITCH ASSY, HANDLE RH	1	
2	02112-0530B	.SCREW	2	
3	37400-44G11	SWITCH ASSY, HANDLE LH	1	
4	02112-0525B	.SCREW	1	
5	02112-0545B	.SCREW	1	
6	09407-14407	CLAMP (L:145)	4	
7	09407-14403	CLAMP (L:125)	1	

FIG.401A

FIG.401A (1-D-15) FRAME

REF NO.	PART NO.	DESCRIPTION	Q'TY	REMARKS
1	41100-08J10-YAP	FRAME (BLACK)	1	
2	43585-01H01	PLUG, TANK RAIL	2	
3	43585-46H10	CAP, FRAME PIVOT	2	
4	09161-12010	WASHER (12.6X24X2.2)	2	
5	41184-08J01	BUSH, ENGINE MOUTING REAR	2	

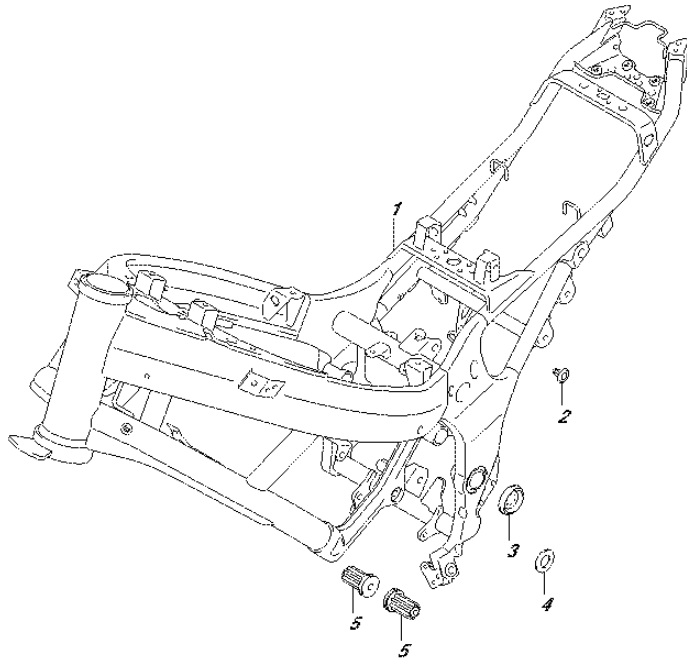


FIG.406A

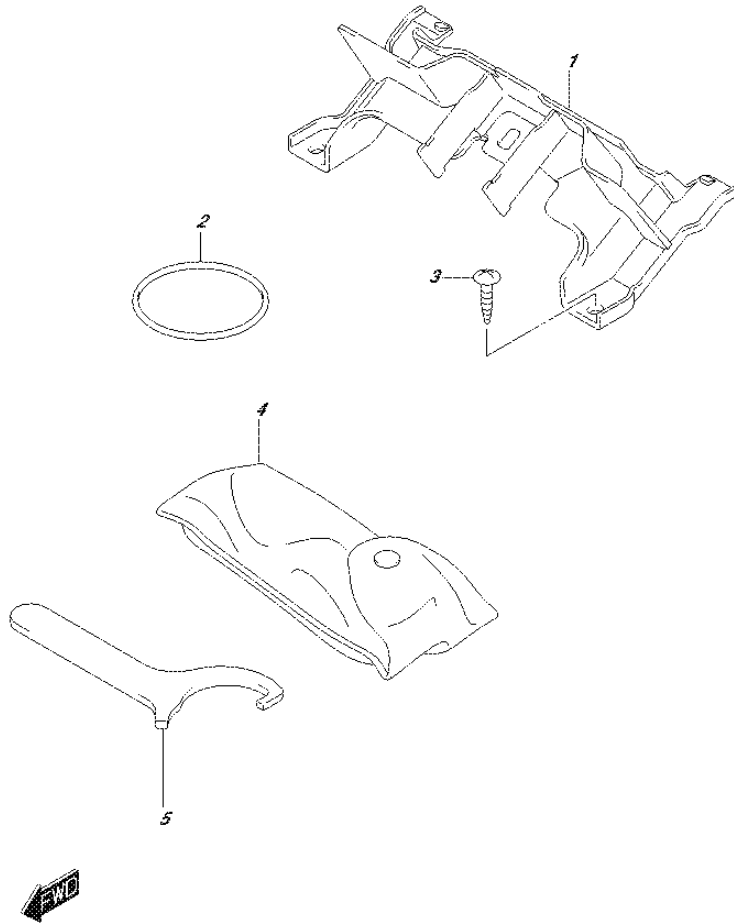


FIG.406A (1-E-2) HOLDER

REF NO.	PART NO.	DESCRIPTION	Q'TY	REMARKS
1	47431-08J00	HOLDER, ELECTRIC PARTS	1	
2	09280-63003	O RING (D:3.5, ID:62.6)	1	
3	03541-0516A	SCREW	2	
4	09800-21056	TOOL ASSY	1	
5	09822-00003	CLAMP, WRENCH	1	

FIG.407A

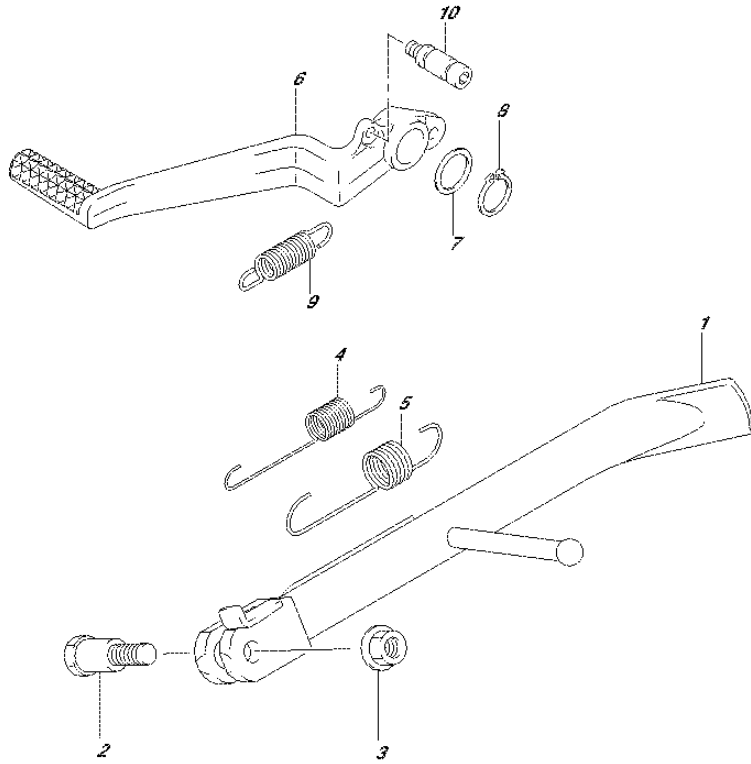


FIG.407A (1-E-3) STAND

REF NO.	PART NO.	DESCRIPTION	Q'TY	REMARKS
1	42310-08J00	STAND, PROP	1	
2	09111-10059	BOLT (10X21)	1	
3	08319-3110A	NUT	1	
4	09443-14058	SPRING	1	
5	09443-19011	SPRING	1	
6	43111-08J00	PEDAL, BRAKE	1	
7	09160-18022	WASHER (18X24X1)	1	
8	08331-3118A	CIRCLIP	1	
9	09443-13032	SPRING	1	
10	43561-24F00	HOOK, RETURN SPRING	1	

FIG.415A

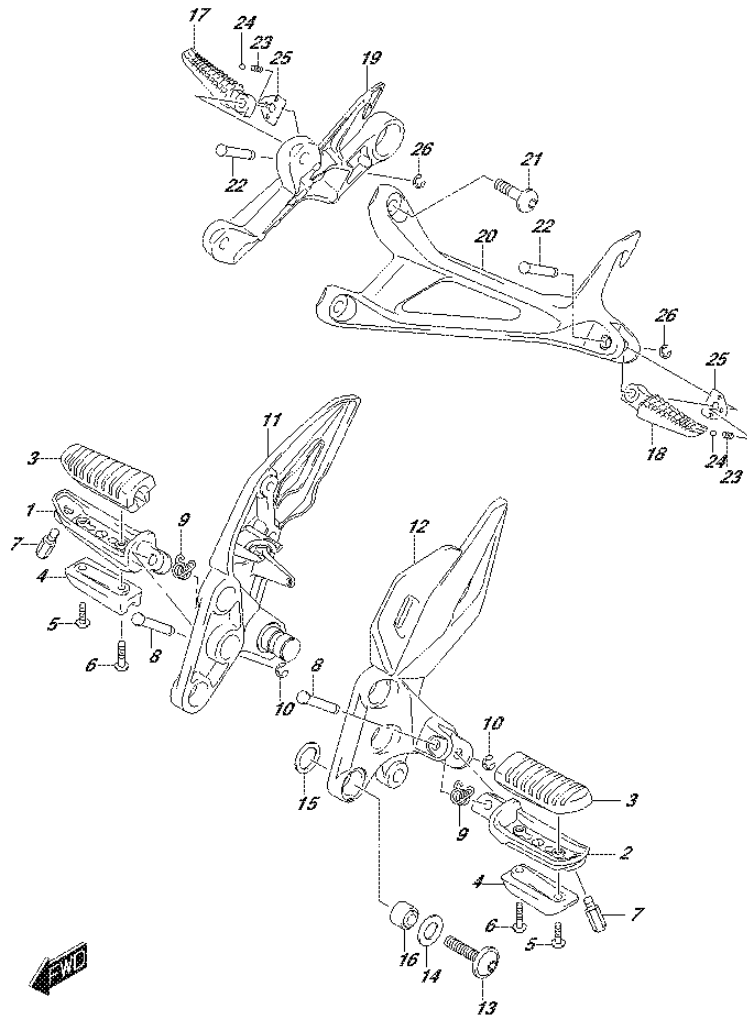


FIG.415A (1-E-4) FOOTREST

REF NO.	PART NO.	DESCRIPTION	Q'TY	REMARKS
1	43511-44G10	BAR, FRONT FOOTREST RH	1	
2	43521-44G10	BAR, FRONT FOOTREST LH	1	
3	43550-44G20	RUBBER	2	
4	43536-44G00	BALANCER, FRONT FOOTREST	2	
5	02142-0525A	SCREW	2	
6	02142-0530A	SCREW	2	
7	43576-48B02	BOLT, BANK SENSOR	2	
8	09208-08019	PIN	2	
9	09448-14046	SPRING	2	
10	08332-1106A	E RING	2	
11	43510-08J00	BRACKET, FRONT FOOTREST RH	1	
12	43521-08J00	BRACKET, FRONT FOOTREST LH	1	
13	09106-08147	BOLT (8X30)	6	
14	09161-13004	WASHER (13.7X24X2)	6	
15	09161-17002	WASHER (17.2X24X2.2)	6	
16	09319-08045	BUSH (8.4X20X16)	6	
17	43611-37H00	BAR, PILLION FOOTREST RH	1	
18	43621-37H00	BAR, PILLION FOOTREST LH	1	
19	43811-08J00-YAP	BRACKET, PILLION FOOTREST RH (BLACK)	1	
20	43821-08J00-YAP	BRACKET, PILLION FOOTREST LH (BLACK)	1	
21	09106-08186	BOLT (8X23)	4	
22	09208-08020	PIN	2	
23	09440-05003	SPRING	2	
24	06111-07004	BALL	2	
25	43816-01H20	PLATE, PILLION FOOTREST RH	2	
26	08332-1106A	E RING	2	

FIG. 420A

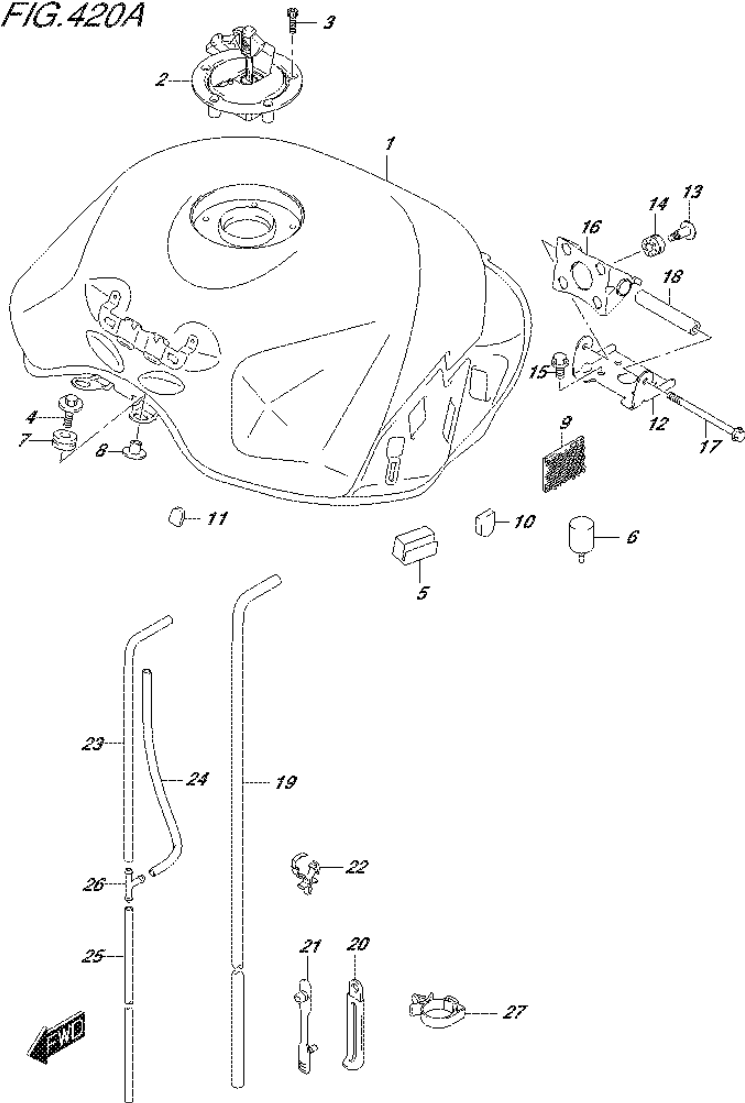


FIG.420A (1-E-5) FUEL TANK (FOR YKV,AJX)

REF NO.	PART NO.	DESCRIPTION	Q'TY	REMARKS
1-1	44100-08J01-YKV	TANK ASSY, FUEL (BLACK)	1	FOR YKV
1-2	44100-08J01-YVW	TANK ASSY, FUEL (WHITE)	1	FOR AJX
2	44200-16850	CAP SET, FUEL TANK	1	
3	09106-05017	BOLT (5X20)	3	
4	01560-0625A	BOLT	2	
5	44541-08J00	CUSHION, FUEL TANK SIDE	2	
6	44542-41G00	CUSHION, FUEL TANK REAR	2	
7	44511-16G00	CUSHION, FUEL TANK FRONT	2	
8	44512-16G00	SPACER, FUEL TANK FRONT	2	
9	44572-13G00	FASTENER	4	
10	44542-08J00	CUSHION, TANK COVER SIDE	2	
11	44543-08J00	CUSHION, TANK COVER CENTER	2	
12	44550-08J00	BRACKET, FUEL TANK REAR NO.2	1	
13	09139-06191	SCREW (6X22)	4	
14	09320-08071	CUSHION	4	
15	01550-0612A	BOLT	4	
16	44530-41G01	BRACKET, FUEL TANK REAR	1	
17	07120-0695A	BOLT	1	
18	44561-18G00	SPACER, FUEL TANK REAR	1	
19	44423-08J02	HOSE, FUEL TANK DRAIN	1	
20	09404-06433	CLAMP (L:80)	1	
21	09407-05406	CLAMP (L:118)	1	
22	09403-18307	CLAMP	2	
23	44424-08J01	HOSE, BREATHER NO.1	1	
24	44424-15H10	HOSE, BREATHER NO.3	1	
25	09352-50823-600	HOSE (5X8.2X600)	1	L:600->260
26	09367-06007	3 WAY	1	
27	09403-18409	CLAMP	1	

FIG. 420B

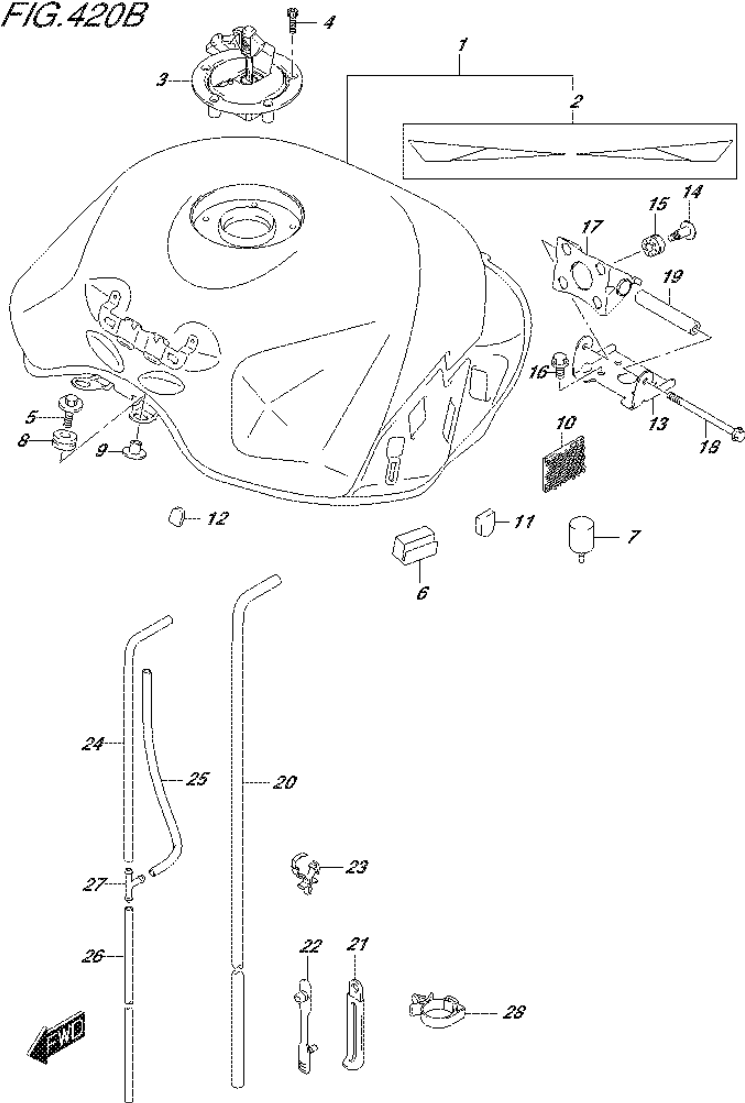


FIG.420B (1-E-6) FUEL TANK (FOR YSF)

REF NO.	PART NO.	DESCRIPTION	Q'TY	REMARKS
1	44100-08J20-YSF	TANK ASSY, FUEL (BLUE)	1	
2	68110-08J00-A3F	.TAPE SET, FUEL TANK	1	
3	44200-16850	CAP SET, FUEL TANK	1	
4	09106-05017	BOLT (5X20)	3	
5	01560-0625A	BOLT	2	
6	44541-08J00	CUSHION, FUEL TANK SIDE	2	
7	44542-41G00	CUSHION, FUEL TANK REAR	2	
8	44511-16G00	CUSHION, FUEL TANK FRONT	2	
9	44512-16G00	SPACER, FUEL TANK FRONT	2	
10	44572-13G00	FASTENER	4	
11	44542-08J00	CUSHION, TANK COVER SIDE	2	
12	44543-08J00	CUSHION, TANK COVER CENTER	2	
13	44550-08J00	BRACKET, FUEL TANK REAR NO.2	1	
14	09139-06191	SCREW (6X22)	4	
15	09320-08071	CUSHION	4	
16	01550-0612A	BOLT	4	
17	44530-41G01	BRACKET, FUEL TANK REAR	1	
18	07120-0695A	BOLT	1	
19	44561-18G00	SPACER, FUEL TANK REAR	1	
20	44423-08J02	HOSE, FUEL TANK DRAIN	1	
21	09404-06433	CLAMP (L:80)	1	
22	09407-05406	CLAMP (L:118)	1	
23	09403-18307	CLAMP	2	
24	44424-08J01	HOSE, BREATHER NO.1	1	
25	44424-15H10	HOSE, BREATHER NO.3	1	
26	09352-50823-600	HOSE (5X8.2X600)	1	L:600->260
27	09367-06007	3 WAY	1	
28	09403-18409	CLAMP	1	

FIG.424A

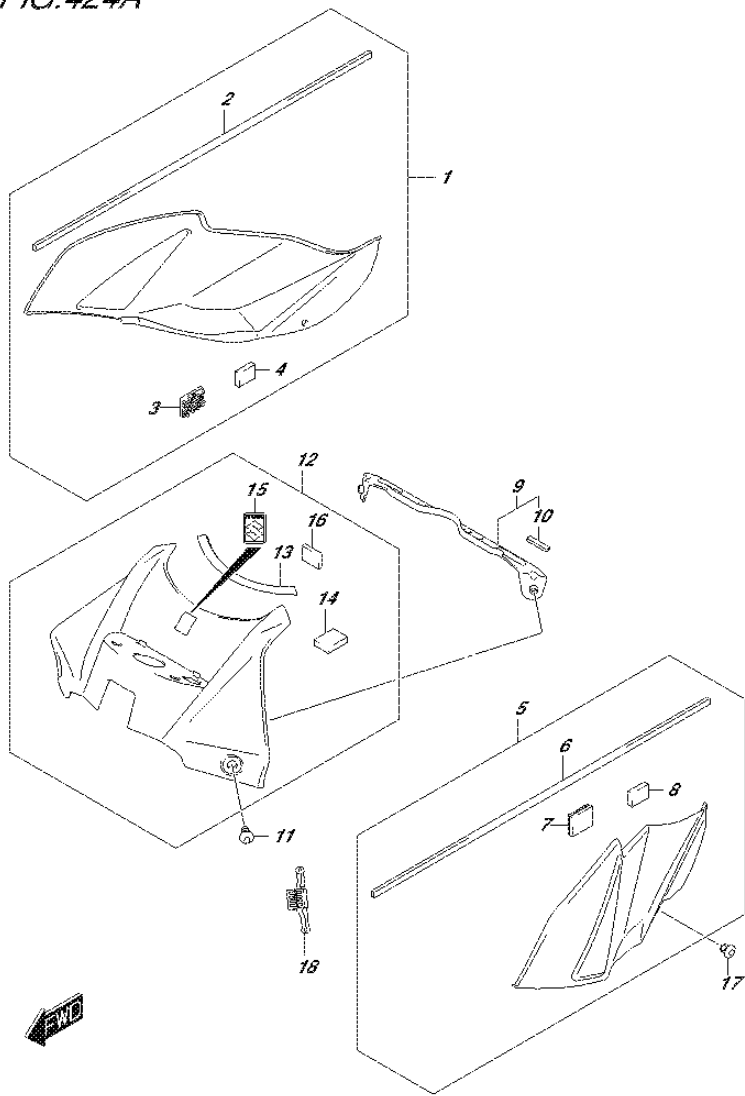


FIG.424A (1-E-7) FUEL TANK SIDE COVER

REF NO.	PART NO.	DESCRIPTION	Q'TY	REMARKS
1	44250-08J00-291	COVER, TANK SIDE RH (BLACK)	1	
2	44252-08J00	.CUSHION	1	
3	44572-02F01	.FASTENER	2	
4	47163-10FA0	.CUSHION	2	
5	44260-08J00-291	COVER, TANK SIDE LH (BLACK)	1	
6	44252-08J00	.CUSHION	1	
7	44572-02F01	.FASTENER	2	
8	47163-10FA0	.CUSHION	2	
9	44160-08J01	BRACKET, TANK COVER CENTER	1	
10	51861-21D00	.MOLDING, BRACKET	2	
11	09139-06172	SCREW (6X10)	2	
12-1	44290-08J10-PGZ	COVER, TANK CENTER (GRAY)	1	FOR YKV,AJX
12-2	44290-08J10-YSF	COVER, TANK CENTER (BLUE)	1	FOR YSF
13	44292-08J00	.CUSHION, FUEL TANK COVER CTR	1	
14	47163-10FA0	.CUSHION, TANK COVER CTR NO.2	2	
15	68281-47HA0	.EMBLEM "S"	1	
16	44612-13600	.CUSHION, FUEL TANK COVER CTR	1	
17	09409-06314-5PK	CLIP (BLACK)	2	
18	44293-08J00	CUSHION, TANK COVER	2	

FIG.445A

FIG.445A (1-E-8) FRAME COVER (FOR YKV,AJX)

REF NO.	PART NO.	DESCRIPTION	Q'TY	REMARKS
1	47511-08J00-291	COVER, FRAME FRONT RH (BLACK)	1	
2	47611-08J00-291	COVER, FRAME FRONT LH (BLACK)	1	
3	94422-06G00	CUSHION	2	
4	09320-09016	CUSHION	2	
5	47113-37H00	CUSHION	2	
6	47118-08J00	SCREW, FRAME COVER FRONT	2	
7-1	47310-08J00-AJX	COVER, FRAME CENTER (WHITE)	1	FOR AJX
7-2	47310-08J20-4TX	COVER, FRAME CENTER (BLACK)	1	FOR YKV
8-1	68161-08J00-AHS	.EMBLEM, "750" RH (BLACK/WHITE)	1	FOR AJX
8-2	68161-08J00-A39	.EMBLEM, "750" RH (RED/BLACK)	1	FOR 4TX
9-1	68171-08J00-AHS	.EMBLEM, "750" LH (BLACK/WHITE)	1	FOR AJX
9-2	68171-08J00-A39	.EMBLEM, "750" LH (RED/BLACK)	1	FOR 4TX
10-1	68171-28H00-YU8	.EMBLEM, "SUZUKI" (GRAY)	1	FOR AJX
10-2	68171-28H10-CTY	.EMBLEM, "SUZUKI"	1	FOR 4TX
11	47312-37H00	CUSHION	2	
12	94443-06G00	TAPE, FRAME COVER CENTER	4	
13	09136-06105	SCREW (6X20)	2	
14	09180-06283	SPACER (6.5X10X7)	2	
15	09320-08018	CUSHION	2	
16	09409-06314-5PK	CLIP (BLACK)	4	
17	47711-08J00	COVER, FRAME TOP RH	1	
18	47811-08J00	COVER, FRAME TOP LH	1	
19	09409-07333	CLIP	2	
20	33652-21G10	CUSHION, FUEL TANK COVER SIDE	2	

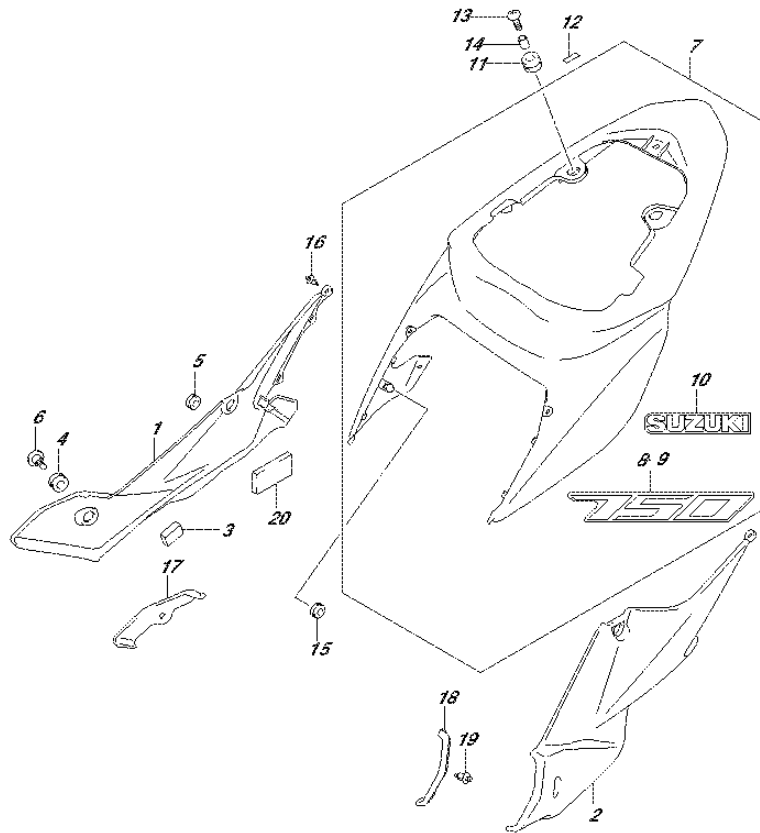


FIG.445B

FIG.445B (1-E-9) FRAME COVER (FOR YSF)

REF NO.	PART NO.	DESCRIPTION	Q'TY	REMARKS
1	47511-08J00-291	COVER, FRAME FRONT RH (BLACK)	1	
2	47611-08J00-291	COVER, FRAME FRONT LH (BLACK)	1	
3	94422-06G00	CUSHION	2	
4	09320-09016	CUSHION	2	
5	47113-37H00	CUSHION	2	
6	47118-08J00	SCREW, FRAME COVER FRONT	2	
7	47310-08J30-YSF	COVER, FRAME CENTER (BLUE)	1	
8	68161-08J10-A3F	.EMBLEM, "750" RH	1	
9	68171-08J10-A3F	.EMBLEM, "750" LH	1	
10	68171-28H00-YD8	.EMBLEM, "SUZUKI" (SILVER) (SILVER/BLACK)	1	
11	47312-37H00	CUSHION	2	
12	94443-06G00	TAPE, FRAME COVER CENTER	4	
13	09136-06105	SCREW (6X20)	2	
14	09180-06283	SPACER (6.5X10X7)	2	
15	09320-08018	CUSHION	2	
16	09409-06314-5PK	CLIP (BLACK)	4	
17	47711-08J00	COVER, FRAME TOP RH	1	
18	47811-08J00	COVER, FRAME TOP LH	1	
19	09409-07333	CLIP	2	
20	33652-21G10	CUSHION, FUEL TANK COVER SIDE	2	

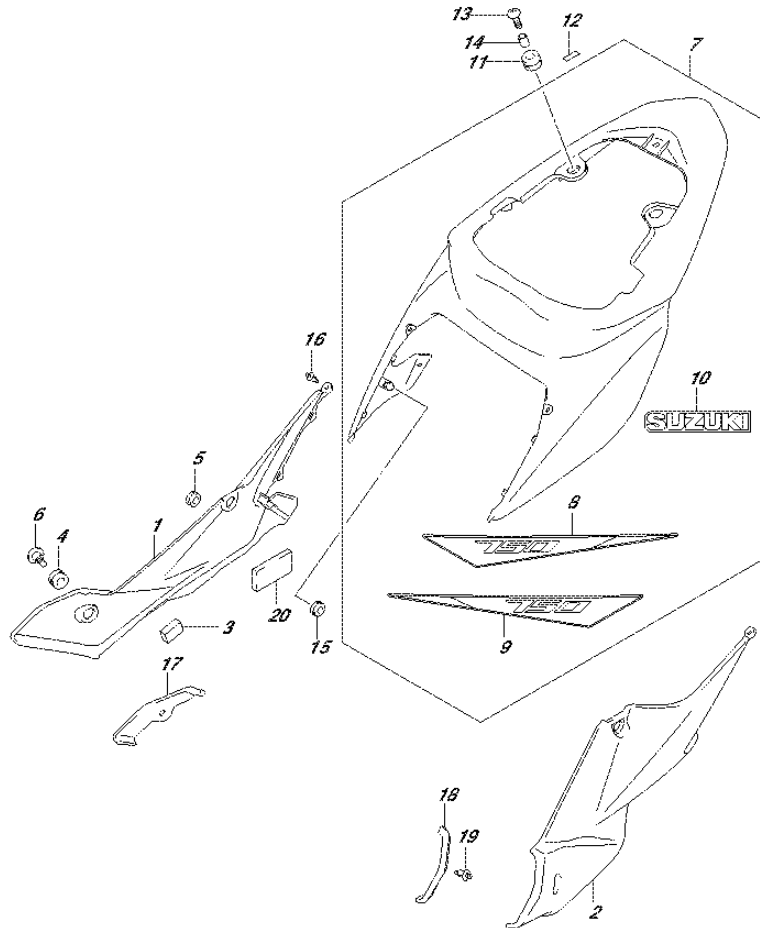


FIG.447A

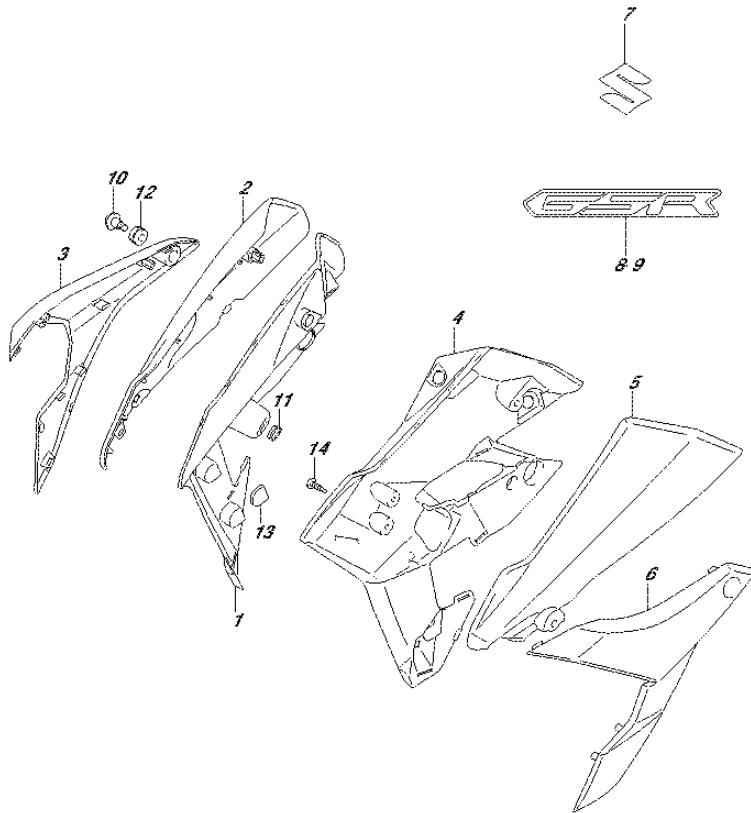


FIG.447A (1-E-10) FRAME BODY COVER (FOR YKV,AJX)

REF NO.	PART NO.	DESCRIPTION	Q'TY	REMARKS
1	47531-08J00	COVER, FRAME BODY INNER RH	1	
2-1	47532-08J00-YKV	COVER, FRAME BODY RH (BLACK)	1	FOR YKV
2-2	47532-08J00-YWWW	COVER, FRAME BODY RH (WHITE)	1	FOR AJX
3	47533-08J00-PGZ	COVER, FRAME BODY LOWER RH (GRAY)	1	
4	47541-08J00	COVER, FRAME BODY INNER LH	1	
5-1	47542-08J00-YKV	COVER, FRAME BODY LH (BLACK)	1	FOR YKV
5-2	47542-08J00-YWWW	COVER, FRAME BODY LH (WHITE)	1	FOR AJX
6	47543-08J00-PGZ	COVER, FRAME BODY LOWER LH (GRAY)	1	
7	68111-47HA0	EMBLEM, "S"	2	
8-1	68661-08J10-A39	EMBLEM, "GSR" RH (RED/BLACK)	1	FOR YKV
8-2	68661-08J10-AHS	EMBLEM, "GSR" RH (BLACK/WHITE)	1	FOR AJX
9-1	68671-08J10-A39	EMBLEM, "GSR" LH (RED/BLACK)	1	FOR YKV
9-2	68671-08J10-AHS	EMBLEM, "GSR" LH (BLACK/WHITE)	1	FOR AJX
10	09139-06190	BOLT (6X20)	4	
11	09320-08028	CUSHION	2	
12	09320-09016	CUSHION	6	
13	09329-18001	CUSHION	4	
14	03541-0516A	SCREW	6	



FIG.447B

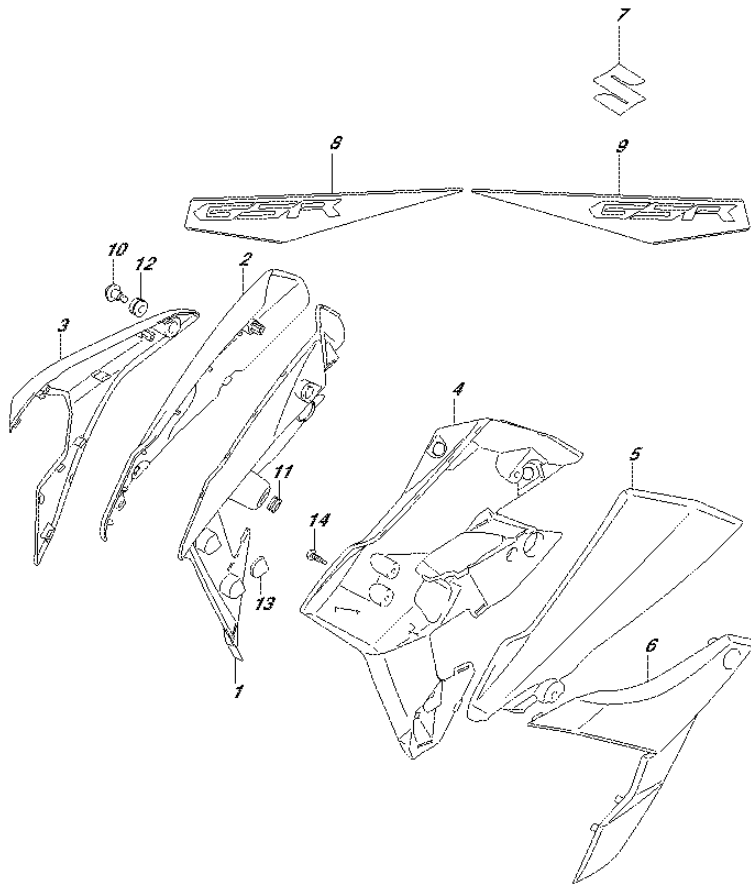


FIG.447B (1-E-11) FRAME BODY COVER (FOR YSF)

REF NO.	PART NO.	DESCRIPTION	Q'TY	REMARKS
1	47531-08J00	COVER, FRAME BODY INNER RH	1	
2	47532-08J00-YSF	COVER, FRAME BODY RH (BLUE)	1	
3	47533-08J00-YSF	COVER, FRAME BODY LOWER RH (BLUE)	1	
4	47541-08J00	COVER, FRAME BODY INNER LH	1	
5	47542-08J00-YSF	COVER, FRAME BODY LH (BLUE)	1	
6	47543-08J00-YSF	COVER, FRAME BODY LOWER LH (BLUE)	1	
7	68111-47HA0	EMBLEM, "S"	2	
8	68661-08J30-A88	EMBLEM, "GSR" RH	1	
9	68671-08J30-A88	EMBLEM, "GSR" LH	1	
10	09139-06190	BOLT (6X20)	4	
11	09320-08028	CUSHION	2	
12	09320-09016	CUSHION	6	
13	09329-18001	CUSHION	4	
14	03541-0516A	SCREW	6	

FIG.451A

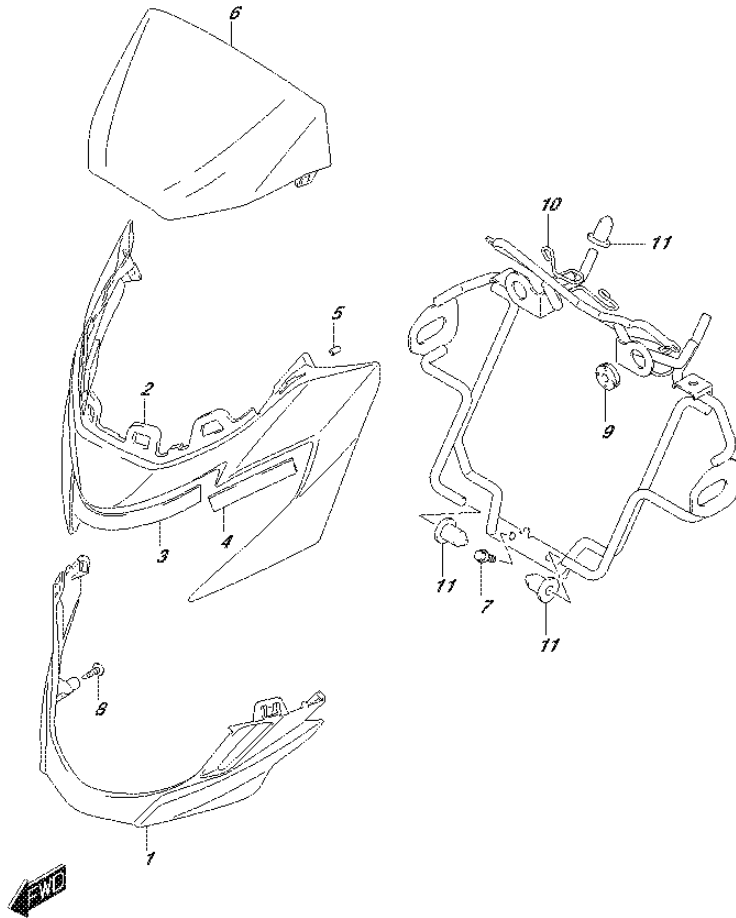


FIG.451A (1-E-12) HEADLAMP HOUSING

REF NO.	PART NO.	DESCRIPTION	Q'TY	REMARKS
1-1	51831-08J00-PGZ	COVER, HEADLAMP LOWER (GRAY)	1	FOR YKV,AJX
1-2	51831-08J00-YSF	COVER, HEADLAMP LOWER (BLUE)	1	FOR YSF
2-1	51821-08J00-YKV	COVER, HEADLAMP UPPER (BLACK)	1	FOR YKV
2-2	51821-08J00-YWW	COVER, HEADLAMP UPPER (WHITE)	1	FOR AJX
2-3	51821-08J00-YSF	COVER, HEADLAMP UPPER (BLUE)	1	FOR YSF
3	51822-08J00	CUSHION, COVER UPPER	1	
4	51823-08J00	CUSHION, COVER	2	
5	44294-43H00	CUSHION, HEADLAMP COVER	4	
6	51811-08J00	COVER, METER	1	
7	01547-0612A	BOLT	2	
8	03541-0516A	SCREW	4	
9	09320-08028	CUSHION	2	
10	51850-08J01	BRACE, HEADLAMP HOUSING	1	
11	51831-21D00	CUSHION, BRACE	4	

FIG.460A

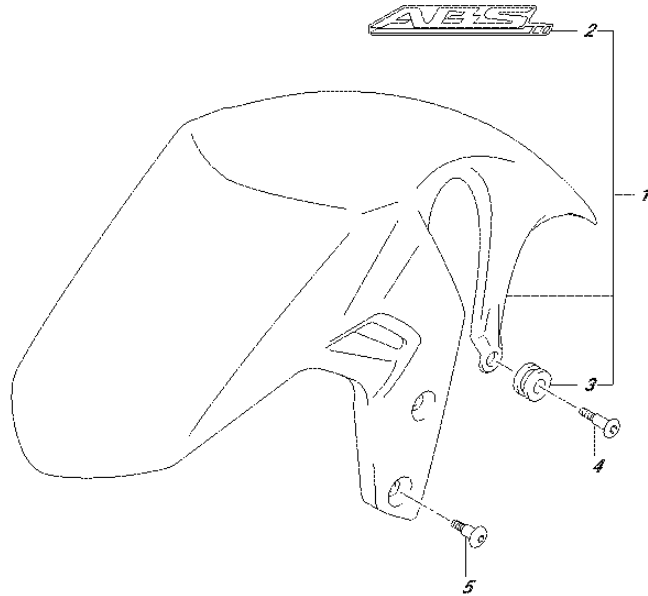


FIG.460A (1-E-13) FRONT FENDER

REF NO.	PART NO.	DESCRIPTION	Q'TY	REMARKS
1-1	53100-08J40-YWW	FENDER, FRONT (WHITE)	1	FOR AJX
1-2	53100-08J50-YKV	FENDER, FRONT (BLACK)	1	FOR YKV
1-3	53100-08J40-YSF	FENDER, FRONT (BLUE)	1	FOR YSF
2-1	68151-44G00-1ZY	.EMBLEM, ABS (GRAY)	1	FOR AJX,YSF
2-2	68151-44G10-GWM	.EMBLEM, ABS (GRAY/BLACK)	1	FOR YKV
3	09320-09016	.CUSHION	2	
4	09139-06146	SCREW (6X16)	2	
5	09139-06131	SCREW (6X16)	4	



FIG.462A

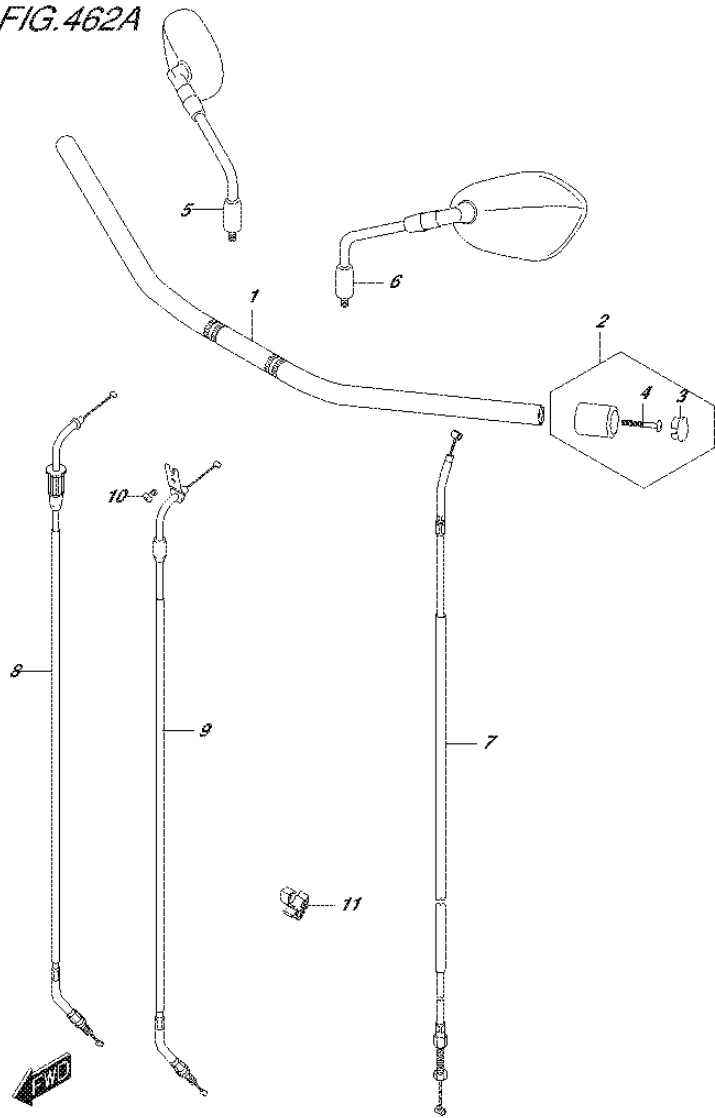


FIG.462A (1-E-14) HANDLEBAR

REF NO.	PART NO.	DESCRIPTION	Q'TY	REMARKS
1	56110-08J10-YMC	HANDLEBAR (SILVER)	1	
2	56200-33870	BALANCER SET, HANDLEBAR	2	
3	56279-33E00	.CAP	2	
4	02142-0640A	.SCREW	2	
5	56500-08J01	MIRROR ASSY, REAR VIEW RH	1	
6	56600-08J01	MIRROR ASSY, REAR VIEW LH	1	
7	58200-08J00	CABLE ASSY, CLUTCH	1	
8	58300-08J00	CABLE ASSY, THROTTLE NO.1	1	
9	58300-08J10	CABLE ASSY, THROTTLE NO.2	1	
10	09125-05042	SCREW (5X10)	1	
11	09403-11321	CLAMP	1	

FIG.467A

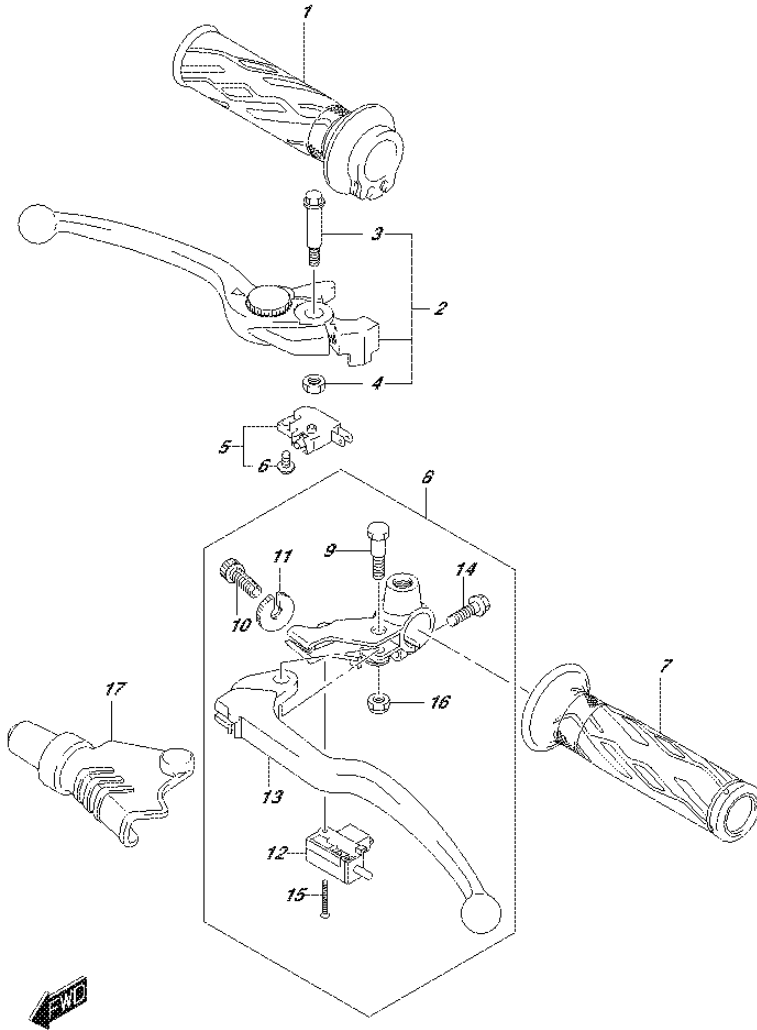


FIG.467A (1-E-15) HANDLE LEVER

REF NO.	PART NO.	DESCRIPTION	Q'TY	REMARKS
1	57110-21H02	GRIP, THROTTLE	1	
2	57300-44G12	LEVER ASSY, BRAKE	1	
3	57431-17H02	.BOLT, PIVOT	1	
4	08319-2106A	.NUT	1	
5	57460-14J01	SWITCH ASSY, FRONT BRAKE	1	
6	57465-17C00	.SCREW	1	
7	57211-21H01	GRIP, LH	1	
8	57500-25D01	LEVER ASSY, CLUTCH	1	
9	57431-45C01	.BOLT, PIVOT	1	
10	57441-45C00	.ADJUSTER, WIRE	1	
11	57442-45C00	.NUT, LOCK	1	
12	57560-05A00	.SWITCH, CLUTCH	1	
13	57621-40F00	.LEVER, CLUTCH	1	
14	01547-0620B	.BOLT	1	
15	57562-41G01	.SCREW	1	
16	08319-2106A	.NUT	1	
17	57661-33E00	COVER, CLUTCH LEVER	1	

FIG.474A

FIG.474A (1-F-2) REAR FENDER

REF NO.	PART NO.	DESCRIPTION	Q'TY	REMARKS
1	63111-08J00	FENDER, REAR FRONT	1	
2	09111-06107	BOLT (6X12)	3	
3	44612-13600	CUSHION	4	CUT AS REQUIRED
4	09160-06077	WASHER (6.5X20X1.2)	2	
5-1	63113-08J00	FENDER, REAR REAR	1	N/REFLECTOR
5-3	63113-08J10	FENDER, REAR REAR	1	W/REFLECTOR
6	09116-06168	BOLT (6X16)	4	
7	63131-08J00	BRACKET, REAR FENDER REAR	1	
8	03541-0616A	SCREW	2	
9	63171-08J00	COVER, REAR FENDER RH	1	
10	63181-08J00	COVER, REAR FENDER LH	1	
11	03541-0516A	SCREW	4	
12	94443-06G00	TAPE, REAR FENDER	2	

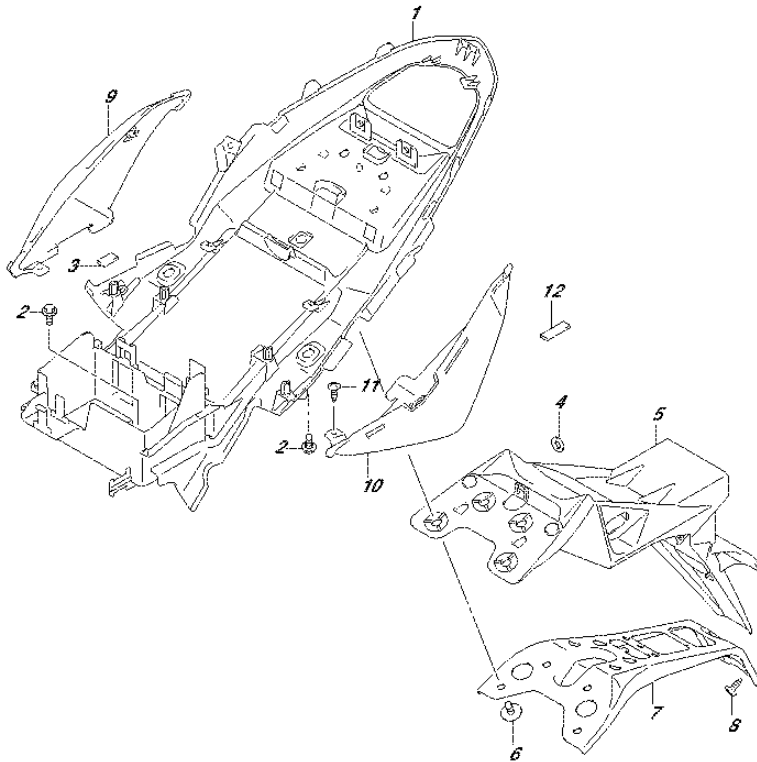


FIG.496A




FIG.496A (1-F-3) LABEL

REF NO.	PART NO.	DESCRIPTION	Q'TY	REMARKS
1-1	68319-49J00	LABEL, WARNING (ENGLISH)	1	
1-2	68319-49J50	LABEL, WARNING (SPANISH)	1	
1-3	68319-49JG0	LABEL, WARNING (KOREAN)	1	
2-1	68332-08JA0	LABEL, TIRE INFORMATION (ENGLISH)	1	
2-2	68332-08J80	LABEL, TIRE INFORMATION (SPANISH)	1	
2-3	68332-08J90	LABEL, TIRE INFORMATION (KOREAN)	1	
3-1	99011-08J65-01A	MANUAL, OWNER'S (ENGLISH)	1	
3-2	99011-08J65-029	MANUAL, OWNER'S (SPANISH)	1	
3-3	99011-08J65-068	MANUAL, OWNER'S (KOREAN)	1	

FIG.505A

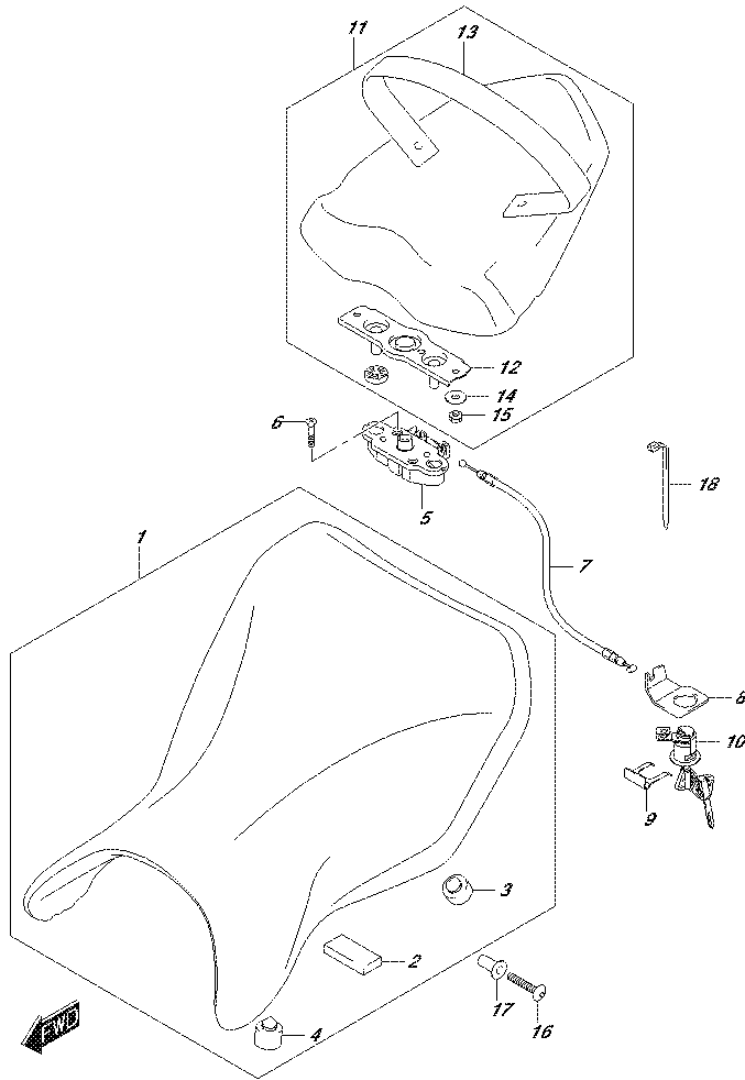


FIG.505A (1-F-4) SEAT

REF NO.	PART NO.	DESCRIPTION	Q'TY	REMARKS
1	45100-08J00-DW2	SEAT ASSY (BLACK)	1	
2	45149-37H00	.CUSHION	1	
3	09321-10011	.CUSHION	4	
4	09321-10034	.CUSHION	2	
5	45220-47H00	BRACKET, SEAT SUPPORT	1	
6	02122-0630A	SCREW	2	
7	45280-08J00	CABLE, SEAT LOCK	1	
8	45288-14F00	GUIDE, SEAT LOCK CABLE	1	
9	45289-11F00	PLATE, SEAT LOCK ASSY	1	
10	95700-14F00	LOCK ASSY, SEAT	1	
11	45300-08J01-P3H	SEAT ASSY, PILLION (BLACK)	1	
12	45290-47H01	.STRIKER, SEAT LOCK	1	
13	45380-08J00	.BAND, PILLION SEAT GRIP	1	
14	09160-06088	.WASHER (6.5X20X1.6)	2	
15	08316-1006A	.NUT	2	
16	09139-06065-XC0	SCREW (6X30)	2	
17	09180-06320	SPACER (6.5X9X19.4)	2	
18	09407-11401	CLAMP (L:95)	1	

FIG.521A

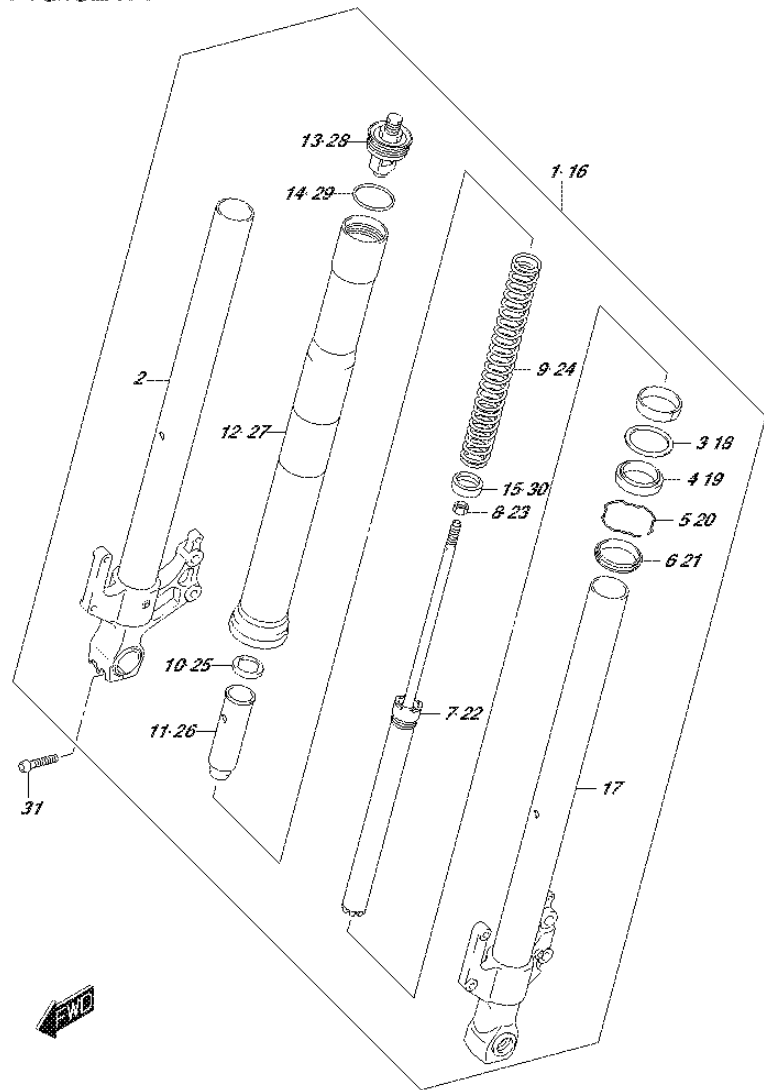


FIG.521A (1-F-5) FRONT FORK DAMPER

REF NO.	PART NO.	DESCRIPTION	Q'TY	REMARKS
1	51103-08J00	DAMPER ASSY, FRONT FORK RH	1	
2	51110-08J00	.TUBE, INNER RH	1	
3	51158-05A00	.WASHER	1	
4	51153-10G50	.OIL SEAL	1	
5	51156-49440	.RING, OIL SEAL STOPPER	1	
6	51173-14F00	.SEAL, DUST	1	
7	51146-08J00	.CYLINDER	1	
8	51352-13A60	.NUT, ROD	1	
9	51171-08J00	.SPRING	1	
10	51158-40F30	.GUIDE, SPRING	1	
11	51176-40F30	.SPACER, SPRING	1	
12	51130-08J00	.TUBE, OUTER	1	
13	51351-08J00	.CAP	1	
14	51117-39G20	.O RING	1	
15	51178-08J00	.SEAT, SPRING	1	
16	51104-08J00	DAMPER ASSY, FRONT FORK LH	1	
17	51120-08J00	.TUBE, INNER LH	1	
18	51158-05A00	.WASHER	1	
19	51153-10G50	.OIL SEAL	1	
20	51156-49440	.RING, OIL SEAL STOPPER	1	
21	51173-14F00	.SEAL, DUST	1	
22	51146-08J00	.CYLINDER	1	
23	51352-13A60	.NUT, ROD	1	
24	51171-08J00	.SPRING	1	
25	51158-40F30	.GUIDE, SPRING	1	
26	51176-40F30	.SPACER, SPRING	1	
27	51130-08J00	.TUBE, OUTER	1	
28	51351-08J00	.CAP	1	
29	51117-39G20	.O RING	1	
30	51178-08J00	.SEAT, SPRING	1	
31	51166-40H20	BOLT	4	

FIG.524A

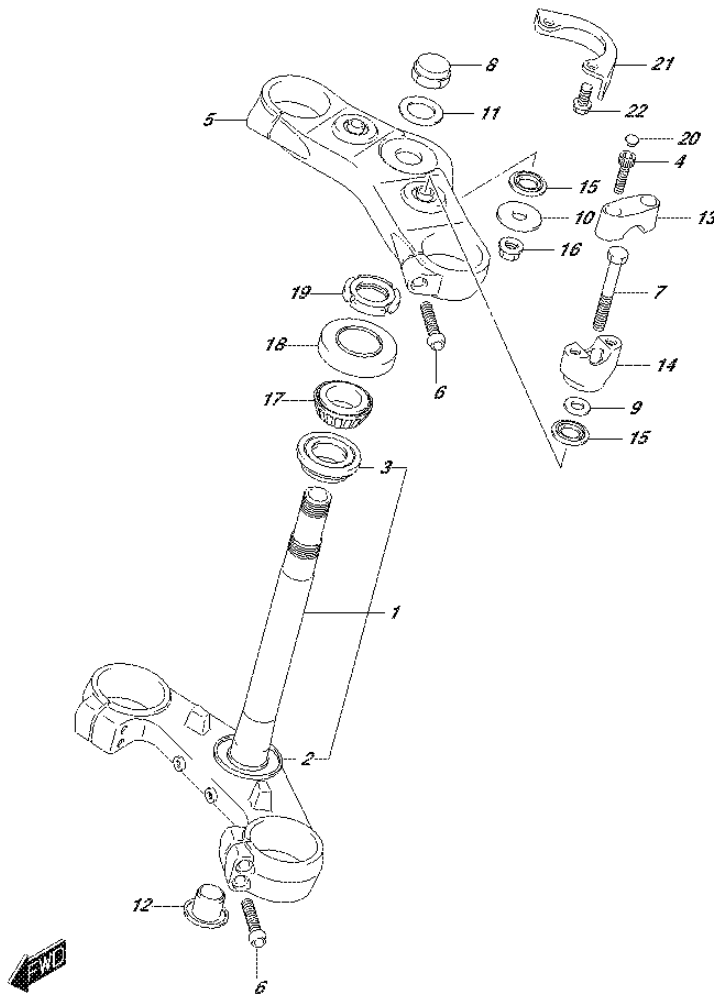


FIG.524A (1-F-6) STEERING STEM

REF NO.	PART NO.	DESCRIPTION	Q'TY	REMARKS
1	51410-08J00-291	BRACKET, UNDER (BLACK)	1	
2	51644-12C00	.SEAL, STEERING LOWER	1	
3	09265-30020	.BEARING (30X55X17)	1	
4	51147-17H00	BOLT	4	
5	51311-08J00-291	BRACKET, UPPER (BLACK)	1	
6	51166-40H20	BOLT (8X40)	4	
7	51321-17H10	BOLT	2	
8	51353-24B00	NUT, CAP	1	
9	51354-17H00	WASHER	2	
10	51355-16G00	WASHER	2	
11	51356-10D03	WASHER	1	
12	51482-26F00	CAP	1	
13	56211-08J00-291	HOLDER, HANDLE (BLACK)	2	
14	56221-08J00-291	HOLDER, HANDLE (BLACK)	2	
15	56245-08J00	RUBBER, HANDLE HOLDER	4	
16	08319-3110A	NUT	2	
17	09265-25038	BEARING (25X47X15)	1	
18	51643-40502	SEAL, STEERING UPPER DUST	1	
19	51631-31F00	NUT, STEERING STEM	1	
20	09250-06011	CAP (OD:11)	4	
21	51911-08J01	PLATE, STEERING LOCK	1	
22	09103-08351	BOLT (8X16)	2	

FIG.533A

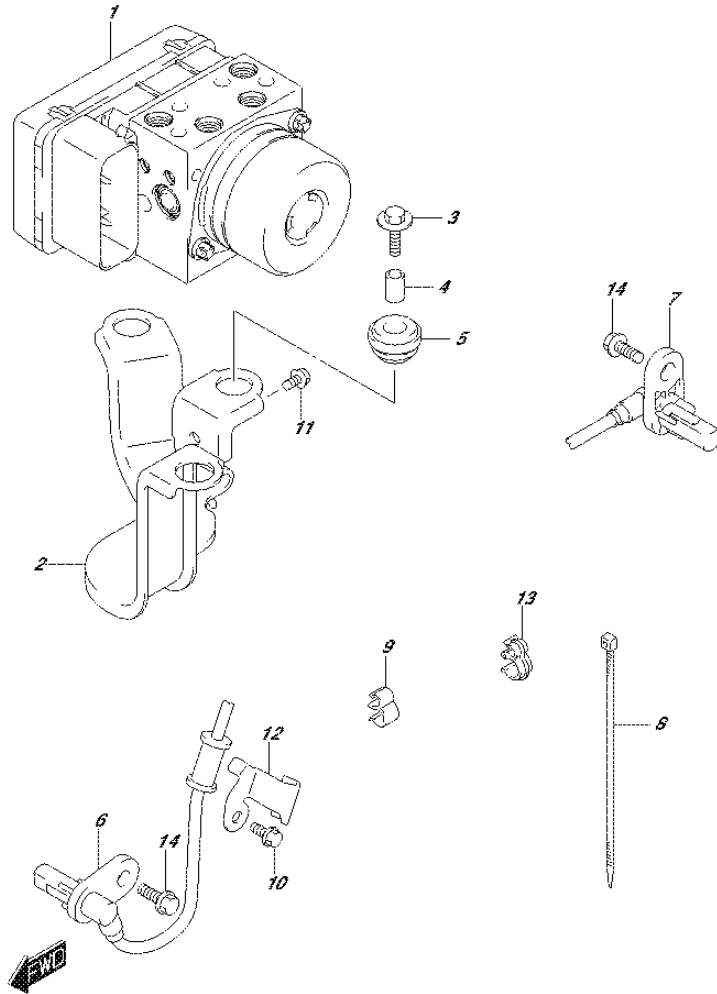


FIG.533A (1-F-8) HYDRAULIC UNIT

REF NO.	PART NO.	DESCRIPTION	Q'TY	REMARKS
1	55610-08J01	UNIT ASSY, HYDRAULIC ABS	1	
2	55660-08J00	HOLDER, HYDRAULIC UNIT	1	
3	09116-06150	BOLT (6X25)	3	
4	55662-10G00	SPACER, HYDRAULIC UNIT	3	
5	55663-10G10	RUBBER, HYDRAULIC UNIT	3	
6	55710-08J00	SENSOR, FRONT WHEEL ABS	1	
7	65710-08J00	SENSOR, REAR WHEEL ABS	1	
8	09407-14407	CLAMP (L:145)	3	
9	09408-00266	CLAMP	6	
10	01547-0612A	BOLT	1	
11	01547-0610A	BOLT	2	
12	55731-08J00	CLAMP, SENSOR LEAD FRONT NO.1	1	
13	09408-00242	CLAMP	1	
14	01550-0816A	BOLT	2	

FIG.535A

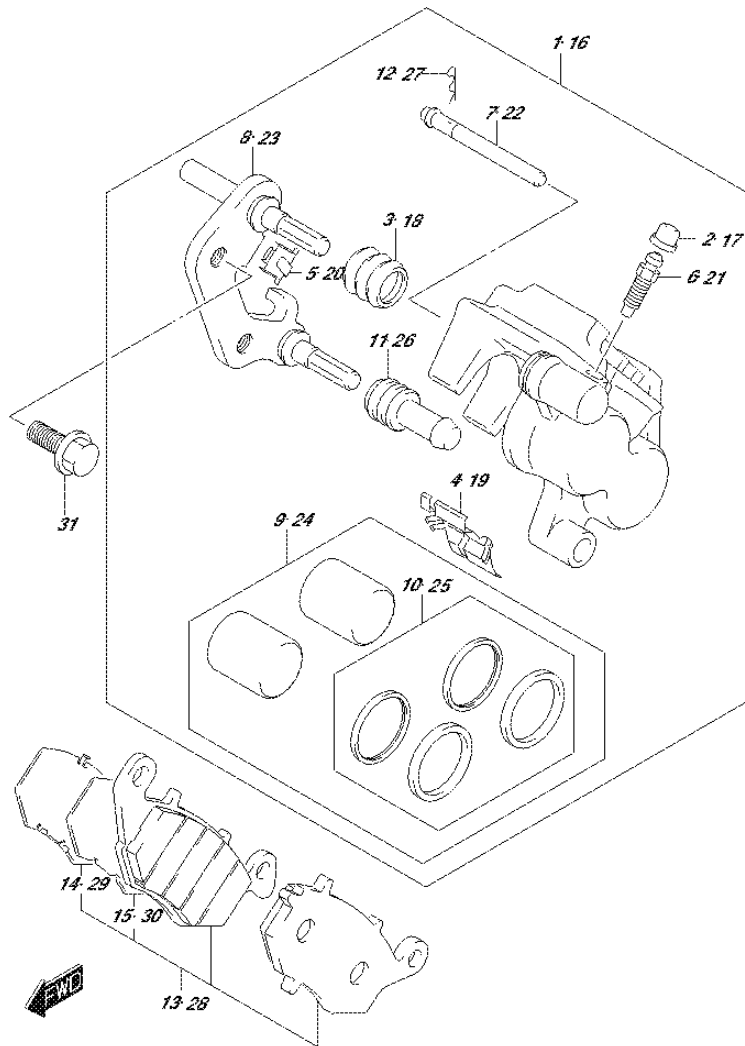
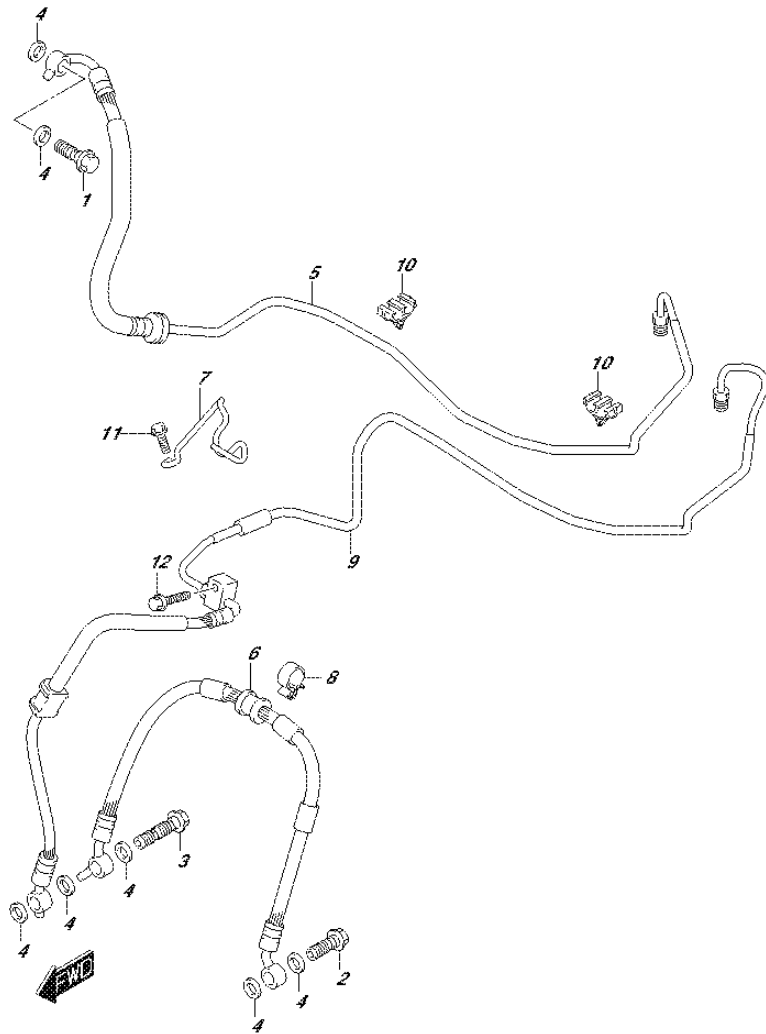


FIG.535A (1-F-9) FRONT CALIPER

REF NO.	PART NO.	DESCRIPTION	Q'TY	REMARKS
1	59100-33DJ0-999	CALIPER ASSY, FRONT RH	1	
2	55156-66310	.CAP, BLEEDER PLUG	1	
3	59112-44B00	.BOOT, AXLE	1	
4	59115-33D00	.SPRING, PAD RH	1	
5	59116-33D00	.GUIDE, PAD	1	
6	59121-18410	.BLEEDER	1	
7	59141-44B01	.PIN, PAD	1	
8	59150-33D01	.CARRIER, CALIPER RH	1	
9	59300-01820	.PISTON SET	1	
10	59100-04851	..SEAL SET, PISTON	1	
11	59313-36500	.INSULATOR, AXLE	1	
12	69142-45000	.CLIP, PAD PIN	1	
13	59103-33810	PAD & SHIM SET, RH	1	
14	59172-33DM0	.SHIM, PAD NO.2	1	
15	69172-01D40	.INSULATOR NO.2	1	
16	59300-33DJ0-999	CALIPER ASSY, FRONT LH	1	
17	55156-66310	.CAP, BLEEDER PLUG	1	
18	59112-44B00	.BOOT, AXLE	1	
19	59315-33D00	.SPRING, PAD LH	1	
20	59116-33D00	.GUIDE, PAD	1	
21	59121-18410	.BLEEDER	1	
22	59141-44B01	.PIN, PAD	1	
23	59350-33D01	.CARRIER, CALIPER LH	1	
24	59300-01820	.PISTON SET	1	
25	59100-04851	..SEAL SET, PISTON	1	
26	59313-36500	.INSULATOR, AXLE	1	
27	69142-45000	.CLIP, PAD PIN	1	
28	59303-33810	PAD & SHIM SET, LH	1	
29	59372-33DM0	.SHIM, PAD NO.2	1	
30	69172-01D40	.INSULATOR NO.2	1	
31	01550-1025A	BOLT	4	

FIG.536A



GSR750AL6_E99_536A
FRONT BRAKE HOSE

FIG.536A (1-F-10) FRONT BRAKE HOSE

REF NO.	PART NO.	DESCRIPTION	Q'TY	REMARKS
1	09360-10062	UNION	1	
2	09360-10062	UNION	1	
3	09360-10064	UNION	1	
4	09161-10009	WASHER (10X15X1.5)	7	
5	59200-08J00	HOSE ASSY, FRONT BRAKE NO.1	1	
6	59240-08J10	HOSE, FRONT BRAKE NO.2	1	
7	59251-08J00	CLAMP, FRONT BRAKE HOSE	1	
8	09403-16412	CLAMP	1	
9	59400-08J00	HOSE ASSY, FR BRAKE NO.2	1	
10	09403-07334	CLAMP	2	
11	01547-0616A	BOLT	1	
12	01547-0620A	BOLT	1	

GSR750AL6_E99

FIG.537A

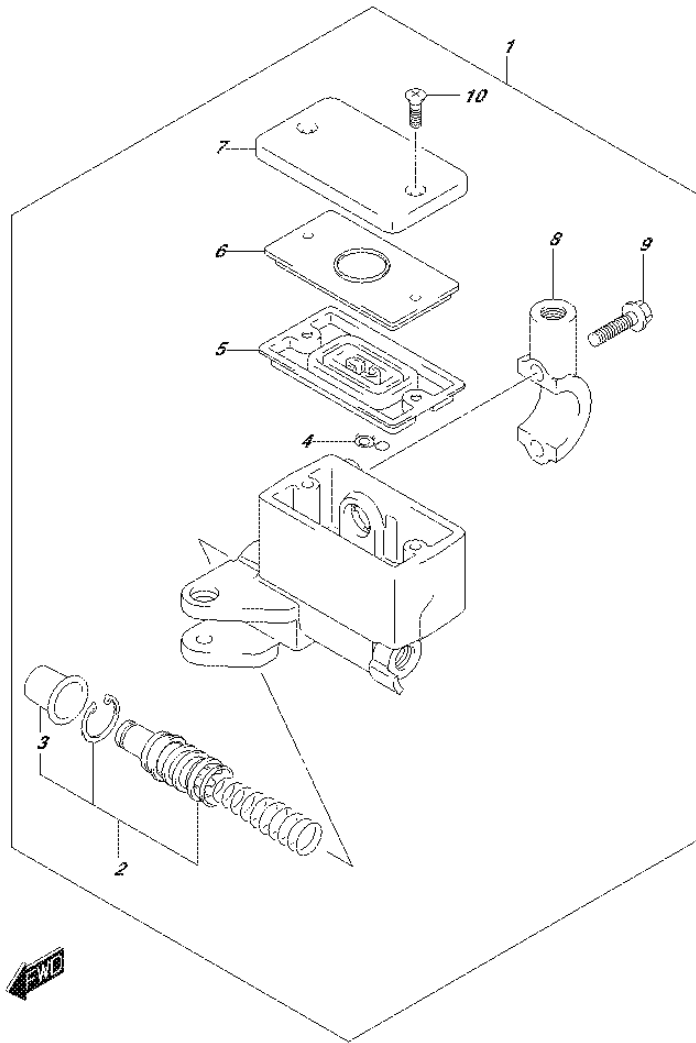


FIG.537A (1-F-11) FRONT MASTER CYLINDER

REF NO.	PART NO.	DESCRIPTION	Q'TY	REMARKS
1	59600-10G30	CYLINDER ASSY, FRONT MASTER	1	
2	59600-45870	.PISTON & CUP SET	1	
3	59666-44300	.BOOT	1	
4	59664-32F00	.PROTECTOR	1	
5	59667-49460	.DIAPHRAGM	1	
6	59668-41C00	.PLATE, DIAPHRAGM	1	
7	59669-10G00	.CAP	1	
8	59671-32F00	.HOLDER	1	
9	59675-02FA0	.BOLT (6X22)	2	
10	69689-49300	.SCREW, RESERVOIR CAP	2	

FIG.541A

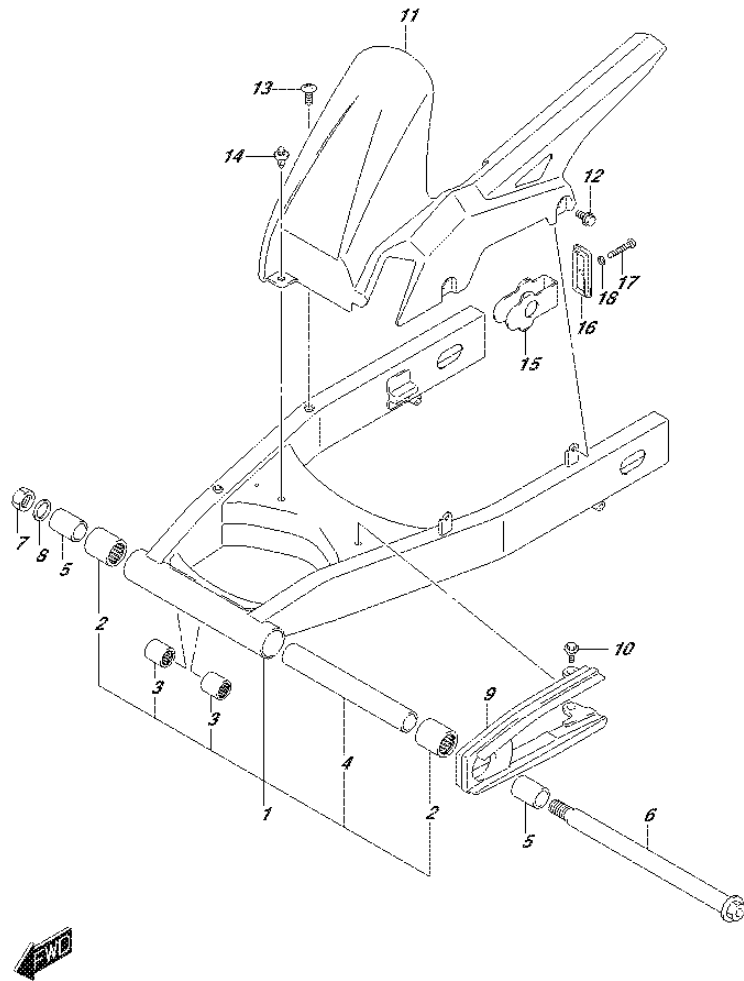


FIG.541A (1-F-12) REAR SWINGINGARM

REF NO.	PART NO.	DESCRIPTION	Q'TY	REMARKS
1	61000-08J00-YAP	SWINGING ARM ASSY, REAR (BLACK)	1	
2	09263-25059	.BEARING (25X33X35)	2	
3	09263-17037	.BEARING (17X24X25)	2	
4	61282-17C00	.SPACER, PIVOT CENTER	1	
5	61251-21E00	SPACER, PIVOT	2	
6	61211-31E00	SHAFT, PIVOT	1	
7	09159-18007	NUT	1	
8	09160-18030	WASHER (18.5X28X2.6)	1	
9	61273-08J00	BUFFER, CHAIN TOUCH DEFENSE	1	
10	09111-06072	BOLT (6X17.8)	2	
11	61310-08J00	CASE, CHAIN	1	
12	09111-06107	BOLT (6X12)	2	
13	02142-0616A	SCREW	1	
14	09409-08308-5ES	CLIP (BLACK)	1	
15	61410-08J10	ADJUSTER, CHAIN	2	
16	61421-08J00	PLATE, CHAIN ADJUSTER GUIDE	2	
17	09106-08119	BOLT (8X50)	2	
18	09164-08015	WASHER	2	

FIG.543A

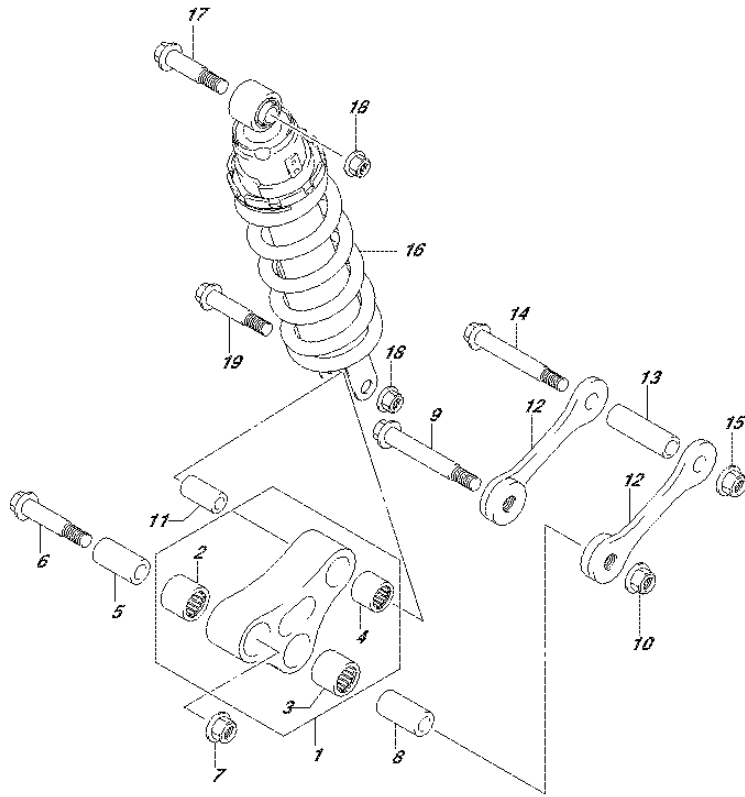


FIG.543A (1-F-13) REAR CUSHION LEVER

REF NO.	PART NO.	DESCRIPTION	Q'TY	REMARKS
1	62600-08840	LEVER SET, REAR CUSHION	1	
2	09263-20074	.BEARING (20X27X32)	1	FRONT
3	09263-20074	.BEARING (20X27X32)	1	CENTER
4	09263-17046	.BEARING (17X24X32)	1	REAR
5	62317-44B00	SPACER, FRONT	1	
6	62668-42A02	BOLT, FRONT	1	
7	09159-12056	NUT	1	
8	62317-44B00	SPACER, CENTER	1	
9	62658-37F10	BOLT, CENTER	1	
10	09159-12056	NUT	1	
11	62317-47H00	SPACER, REAR	1	
12	62640-08J00	ROD, REAR CUSHION	2	
13	62646-08J00	SPACER, ROD	1	
14	62658-37F10	BOLT, ROD	1	
15	09159-12056	NUT	1	
16	62100-08JA0-17U	ABSORBER ASSY, REAR SHOCK (GRAY)	1	
17	09103-10213	BOLT (10X52)	1	UPPER
18	09159-10115	NUT	2	
19	09103-10428	BOLT (10X58)	1	LOWER



FIG.550A

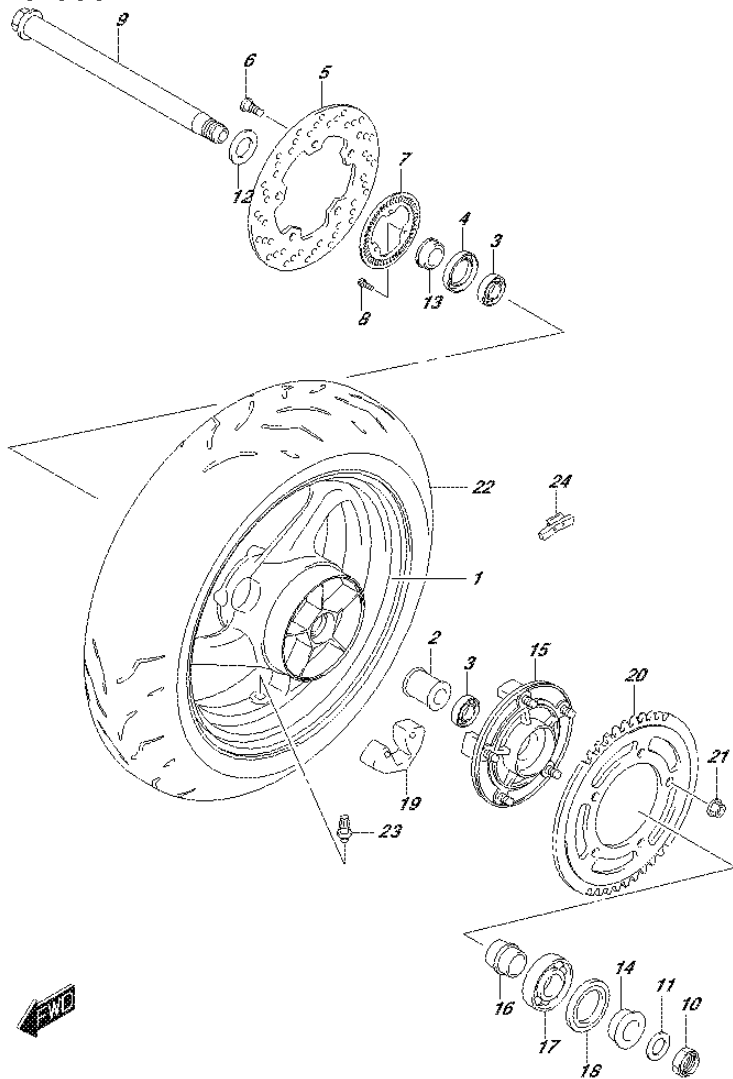


FIG.550A (1-F-14) REAR WHEEL

REF NO.	PART NO.	DESCRIPTION	Q'TY	REMARKS
1	64111-44G10-019	WHEEL, REAR (17M/CXMT5.50) (BLACK)	1	
2	64731-44G00	SPACER, REAR WHEEL BEARING	1	
3	09262-25061	BEARING (25X52X15)	2	
4	09284-37001	OIL SEAL (37X52X8)	1	
5	69211-38G00	DISC, REAR BRAKE	1	
6	09106-08160	BOLT (8X21)	5	
7	54162-27G00	RING, SPEED SENSOR REAR	1	
8	07130-0512A	BOLT	3	
9	64711-08J00	AXLE, REAR	1	
10	09159-22007	NUT	1	
11	09160-22086	WASHER (22X46X3)	1	LH
12	09160-25082	WASHER (25.5X46X3)	1	RH
13	64741-44G00	SPACER, REAR AXLE RH	1	
14	64751-08J00	SPACER, REAR AXLE LH	1	
15	64610-35F30	DRUM, REAR SPROCKET	1	
16	64733-44G00	RETAINER, REAR SPROCKET DRUM	1	
17	09262-32022	BEARING (32X65X17)	1	
18	09285-39001	OIL SEAL (39X65X7)	1	
19	64651-35F30	ABSORBER, REAR HUB SHOCK	5	
20	64511-35F10	SPROCKET, REAR (NT:42)	1	
21	08319-3110A	NUT	5	
22	65110-08J00	TIRE, REAR (180/55ZR17M/C 73W)	1	
23	43130-24A00	VALVE ASSY, WHEEL RIM (TR412)	1	
24-1	55411-22H00	BALANCER, WHEEL NO.1	AR	10G
24-2	55412-22H00	BALANCER, WHEEL NO.2	AR	20G
24-3	55413-22H00	BALANCER, WHEEL NO.3	AR	30G

FIG.555A

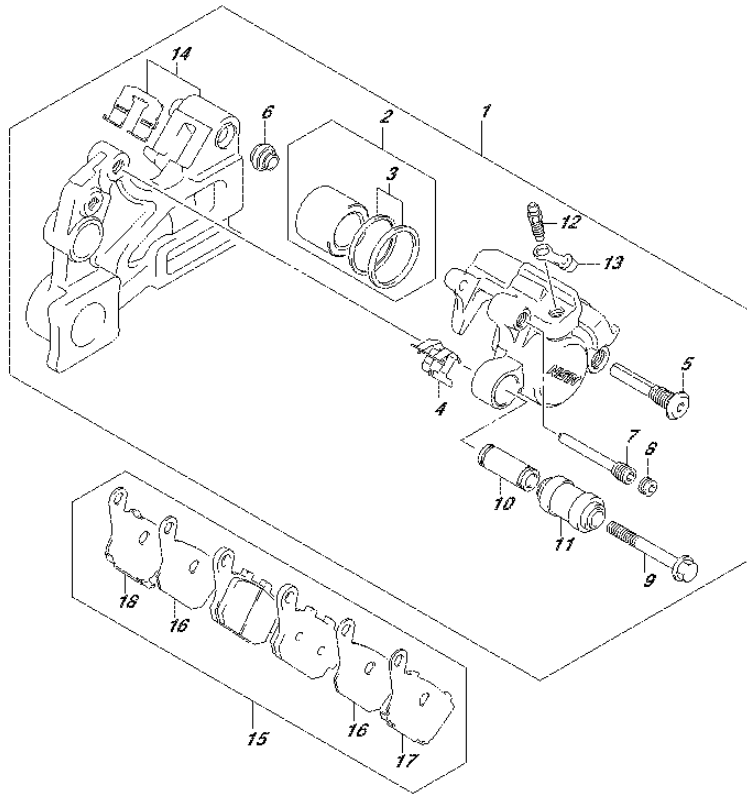
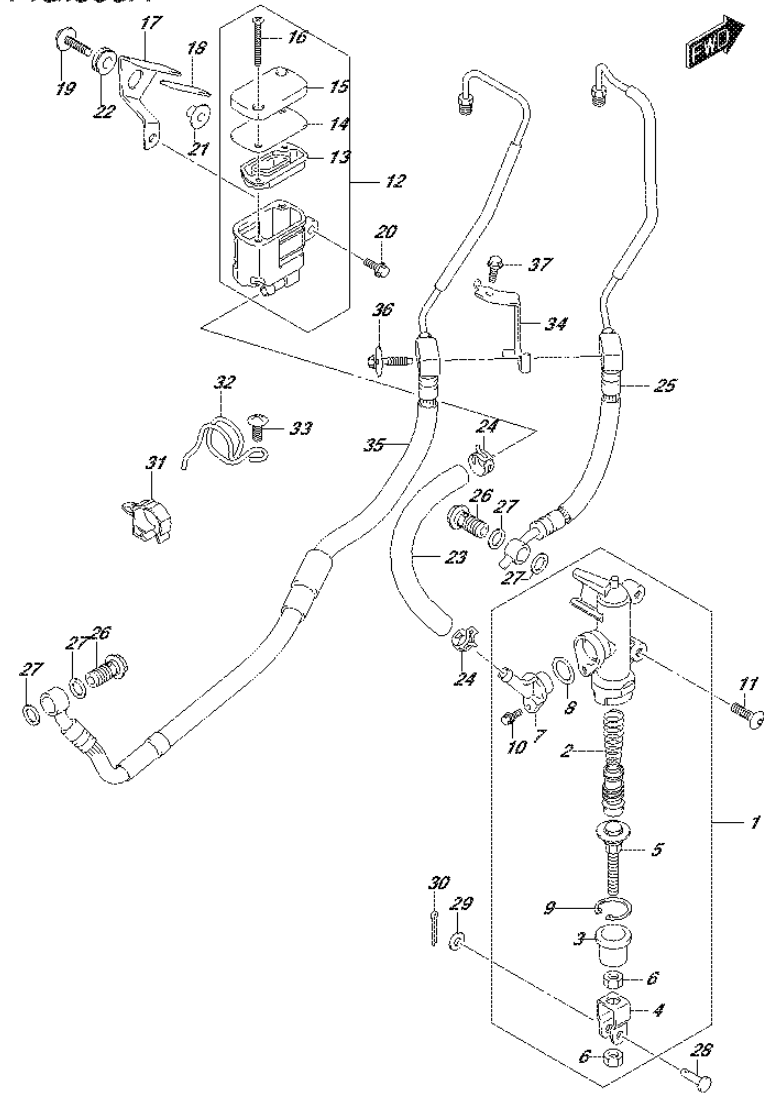


FIG.555A (1-F-15) REAR CALIPER

REF NO.	PART NO.	DESCRIPTION	Q'TY	REMARKS
1	69100-08J10-999	CALIPER ASSY, REAR	1	
2	69100-04810	.PISTON SET	1	
3	69100-04820	..SEAL SET, PISTON	1	
4	69115-04F00	.SPRING, PAD	1	
5	59305-36E00	.PIN, BOLT	1	
6	59303-14500	.BOOT	1	
7	69141-40F00	.PIN, PAD	1	
8	59146-08J00	.PIN, PLUG	1	
9	69182-04F00	.BOLT	1	
10	69185-04F00	.SLEEVE	1	
11	69186-04F00	.BOOT, SLEEVE	1	
12	59121-01A00	.BLEEDER	1	
13	59122-46H00	.CAP, BLEEDER	1	
14	69150-08J10	.BRACKET	1	
15	69100-08850	PAD & RETAINER SET	1	
16	69132-08J00	.INSULATOR	2	
17	69133-06G00	.RETAINER	1	
18	69134-06G00	.RETAINER	1	

FIG.558A



GSR750AL6_E99_558A
 REAR MASTER CYLINDER

FIG.558A (1-G-2) REAR MASTER CYLINDER

REF NO.	PART NO.	DESCRIPTION	Q'TY	REMARKS
1	69600-08J00	CYLINDER ASSY, REAR MASTER	1	
2	69600-34810	.PISTON/CAP SET	1	
3	69691-00A00	.BOOT	1	
4	69692-44H00	.YOKE	1	
5	69670-27A30	.ROD, PUSH	1	
6	69693-05A00	.NUT	2	
7	69672-08J10	.CONNECTOR	1	
8	69686-34200	.O RING	1	
9	69665-47H00	.CIRCLIP	1	
10	02112-7412A	.SCREW	1	
11	09139-06028	SCREW (6X20)	2	
12	69740-01H10	TANK ASSY, REAR RESERVOIR	1	
13	69667-01H00	.DIAPHRAGM	1	
14	69668-01H00	.PLATE, DIAPHRAGM	1	
15	69669-01H00	.CAP	1	
16	69689-01H00	.SCREW	2	
17	69750-08J00	BRACKET, REAR RESERVOIR TANK	1	
18	69752-08J00	CUSHION, BRACKET NO.2	1	
19	09116-06202	BOLT (6X25)	1	
20	01547-0612A	BOLT	1	
21	09180-06325	SPACER (6.2X8.4X6.9)	1	
22	09320-08066	CUSHION	1	
23	69731-08J00	HOSE, REAR RESERVOIR TANK	1	
24	09401-12404	CLIP	2	
25	69200-08J00	HOSE, ASSY REAR BRAKE NO.1	1	
26	09360-10062	UNION	2	
27	09161-10009	WASHER (10X15X1.5)	4	
28	09200-06068	PIN (6X18.2)	1	
29	08322-0106A	WASHER	1	
30	04111-2015A	COTTER PIN	1	
31	09403-17306	CLAMP	1	

GSR750AL6_E99

FIG.558A

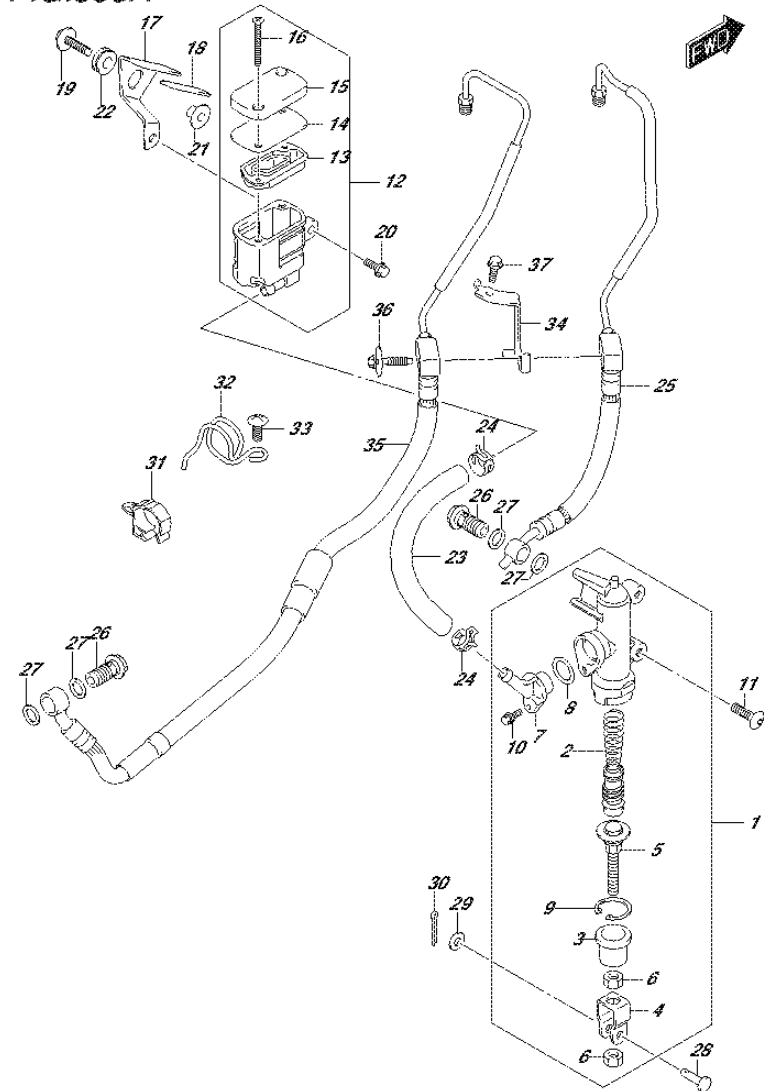


FIG.558A (1-G-3) REAR MASTER CYLINDER

REF NO.	PART NO.	DESCRIPTION	Q'TY	REMARKS
32	61196-08J00	GUIDE, REAR BRAKE HOSE	1	
33	02142-0616A	SCREW	1	
34	69260-08J00	CLAMP, REAR BRAKE HOSE	1	
35	69400-08J00	HOSE ASSY, REAR BRAKE NO.2	1	
36	09116-06195	BOLT (6X35)	1	
37	01550-0612A	BOLT	1	

FIG.901A

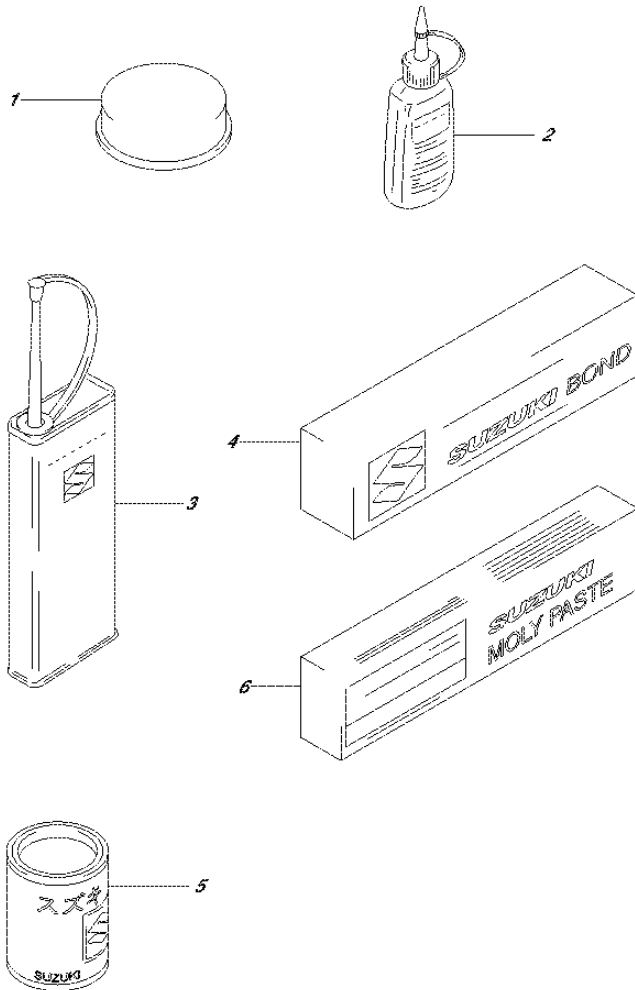


FIG.901A (1-G-4) OPTIONAL

REF NO.	PART NO.	DESCRIPTION	Q'TY	REMARKS
1	99000-25110	SUZUKI PBC GREASE	1	20G
2-1	99000-32020	THREAD LOCK SUPER (1333B)	1	50G
2-2	99000-32030	THREAD LOCK SUPER (1303B)	1	50G
2-3	99000-32050	THREAD LOCK SUPER (1342)	1	50G
2-4	99000-32100	THREAD LOCK SUPER (1305)	1	50G
2-5	99000-32130	THREAD LOCK SUPER (1360)	1	50G
3	99000-32040	THREAD LOCK CEMENT	1	200G
4	99000-31140	SUZUKI BOND (1207B)	1	100G
5	99000-25030	SUZUKI SUPER GREASE	1	150G
6	99000-25140	SUZUKI MOLY PASTE	1	50G

FIG.970A

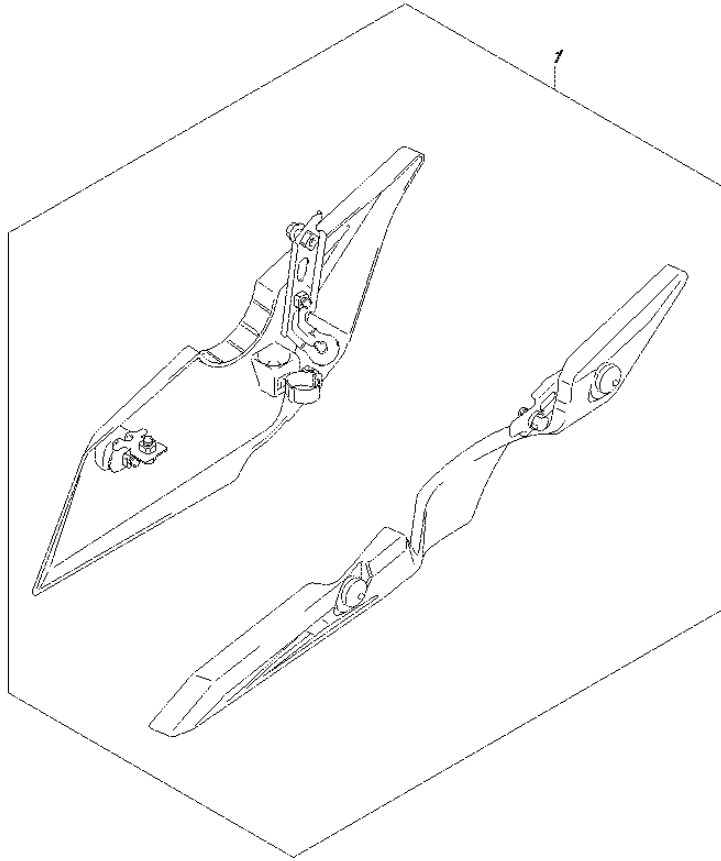


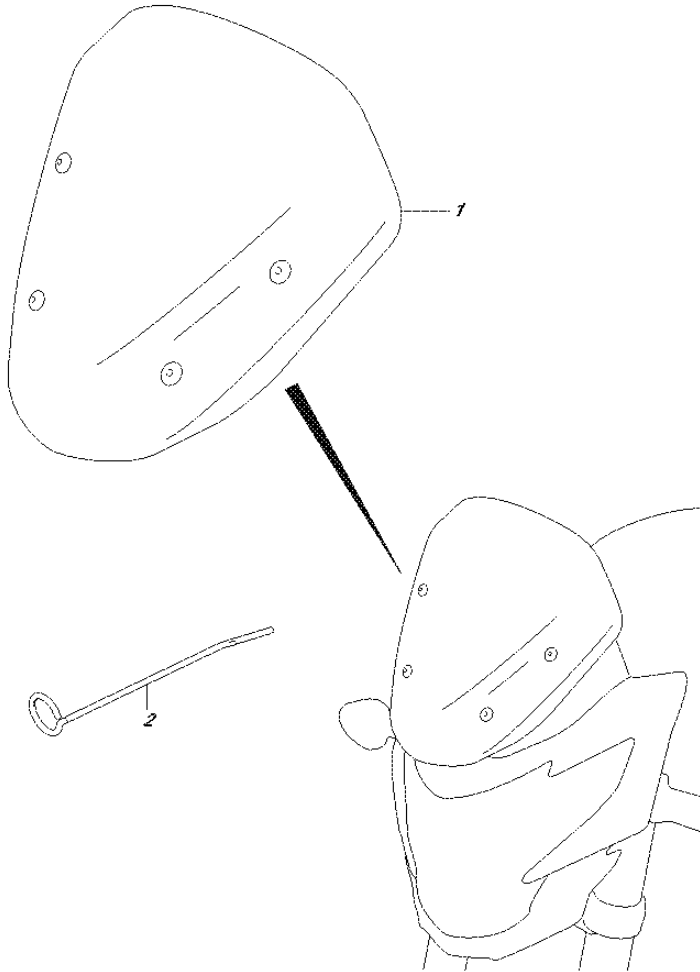
FIG.970A (1-G-5) OPTIONAL (UNDER COWLING SET)

REF NO.	PART NO.	DESCRIPTION	Q'TY	REMARKS
1-1	94400-08810-YWW	COWLING SET, UNDER (WHITE)	1	FOR AJX
1-2	94400-08810-YKV	COWLING SET, UNDER (BLACK)	1	FOR YKV
1-3	94400-08810-YSF	COWLING SET, UNDER (BLUE)	1	FOR YSF

FIG.970B

FIG.970B (1-G-6) OPTIONAL (METER VISOR SET)

REF NO.	PART NO.	DESCRIPTION	Q'TY	REMARKS
1	51800-08810	VISOR SET, METER	1	
2	44574-16G00	STAY, FUEL TANK	1	



PART NO.	FIG.NO.-REF.NO.	PART NO.	FIG.NO.-REF.NO.	PART NO.	FIG.NO.-REF.NO.	
10000		12151-09204	122A-2	12892-05C00-150	126A-12-7	
			122A-7	12892-05C00-155	126A-12-8	
		12151-10G00	120A-11	12892-05C00-160	126A-12-9	
		12160-08J00	120A-1	12892-05C00-165	126A-12-10	
		12163-35F00	120A-2	12892-05C00-170	126A-12-11	
	11100-08J00	103A-1	12164-35F00-0A0	120A-4-1	12892-05C00-175	126A-12-12
	11115-11D70	103A-4	12164-35F00-0B0	120A-4-2	12892-05C00-180	126A-12-13
	11117-30G00	103A-7	12164-35F00-0C0	120A-4-3	12892-05C00-185	126A-12-14
	11141-35F00	101A-2	12164-35F00-0D0	120A-4-4	12892-05C00-190	126A-12-15
		103A-5	12228-17E00-0A0	108A-19-1	12892-05C00-195	126A-12-16
11171-35F10	102A-1		120A-7-1	12892-05C00-200	126A-12-17	
11173-35F00	101A-3	12228-17E00-0B0	108A-19-2	12892-05C00-205	126A-12-18	
	102A-2		120A-7-2	12892-05C00-210	126A-12-19	
11178-33E00	101A-4	12228-17E00-0C0	108A-19-3	12892-05C00-215	126A-12-20	
	102A-3		120A-7-3	12892-05C00-220	126A-12-21	
11179-08J00	102A-7	12228-17E00-0D0	108A-18	12893-44G00	126A-4	
11182-35F10	101A-5		108A-19-4	12911-44G20	126A-5	
	102A-4		120A-6	12912-44G20	126A-6	
11191-27E00	102A-6		120A-7-4	12921-40F00	126A-7	
11269-18G01	163A-21	12228-17E00-0E0	108A-19-5	12931-35F10	126A-8	
11276-08J00	163A-22		120A-7-5	12932-05C00	126A-10	
11277-08J00	163A-23	12228-17E00-0F0	108A-19-6	12933-35F10	126A-9	
11281-44G00	116A-25		120A-7-6	13101-08J00	103A-14	
11300-08810	108A-1	12229-35F00-0A0	120A-8-1	13170-08J00	103A-16	
11318-35F00	108A-20	12229-35F00-0B0	120A-8-2	13170-25D01	155A-6	
11319-33E50	108A-2	12229-35F00-0C0	120A-8-3	13268-48700	140A-2	
11340-44G10	112A-1	12229-35F00-0D0	120A-8-4	13269-33E00	140A-3	
11342-41G10	112A-3		12600-40831	13295-29900	140A-4	
11351-18G20	112A-27		12611-40F00	13405-08J11	140A-1	
11361-08J00	112A-33		12612-40F00	13473-08J00	142A-1	
11370-44G00	108A-31		12710-08J00	13473-29G00	142A-2	
11381-35F10	112A-12		12720-08J00	13575-29G00	140A-5	
11382-33E10	112A-20		12731-08J00	13580-14J00	140A-6	
11390-35F00	108A-22		12760-35F01	13580-29G00	140A-7	
11401-08831	101A-1		12771-30G00	13601-29G00	142A-3	
11482-40F10	101A-6		12782-35F10	13602-29G00	142A-4	
	112A-5		12800-05830	13605-02F00	140A-8	
11483-18G00	101A-7		12811-08J00	13605-37H00	140A-9	
	112A-28		12812-26B02	13606-47A00	140A-10	
11491-33E02	101A-8		12812-31G00	13650-14G10	155A-18	
	112A-13		12830-37H00	13650-49X00	103A-21	
11492-33E00	101A-9		12837-02H00	13655-14G10	155A-19	
	112A-21			13679-37H00	140A-11	
11511-08J00	116A-1		12891-44G00	13681-39F00-060	142A-5	
11512-44G00	116A-8		12892-05C00-120	13683-08J00	142A-6	
11971-25D00	112A-10		12892-05C00-125	13683-08J10	142A-7	
11971-33210	112A-2		12892-05C00-130	13685-02FA0	142A-8	
12000-30810	120A-5		12892-05C00-135	13697-08J00	155A-23	
12111-08J00-0F0	120A-9		12892-05C00-140	13698-08J00	140A-12	
12140-08J00	120A-10		12892-05C00-145	13698-08J10	140A-13	

PART NO.	FIG.NO.-REF.NO.	PART NO.	FIG.NO.-REF.NO.	PART NO.	FIG.NO.-REF.NO.
13700-08J02	155A-1	16510-07J00	178A-7	21200-35830	201A-1
13740-08J00	155A-4	16520-44G00	116A-10	21410-35F20	201A-4
13746-08J00	155A-5	16591-06B01	108A-17	21413-08J00	201A-6
13756-44G00	155A-3	16600-29G00	178A-1	21414-29F00	201A-7
13780-44G00	155A-2	17400-35F30	180A-1	21441-31E60	201A-9
13788-08J00	155A-10	17418-33400	180A-7	21441-31EA0	201A-8
13789-08J00	155A-11	17432-07G00	180A-11	21442-31E21	201A-10
13850-08J00	155A-13	17435-33400	180A-8	21451-31E00	201A-11
13859-41B10	155A-8	17461-48G00	180A-5	21451-31E10	201A-12
13891-08J00	155A-7	17470-02F10	180A-4	21462-35F00	201A-13
14100-08J00	163A-1	17491-17E01	180A-2	21471-31E20	201A-14
14181-46E00	101A-11	17568-50F00	187A-12	21472-39F00	201A-15
	163A-2	17661-35F00	187A-6	21482-40F00	201A-5
14250-21H00	163A-4	17670-76G00	187A-7	23110-27A00	201A-20
14280-08J00	163A-5	17710-08J00	185A-1	23111-35F00	201A-21
14310-08J00-H01	163A-12	17711-08J00	185A-13	23121-31E00	201A-22
14459-08J00	163A-13	17712-40F00	185A-14	23200-35F01	201A-28
14770-08J00	163A-24	17730-08J00	185A-15	24120-35F20	206A-1
14771-42F31	163A-14	17740-08J10	185A-5	24131-35F01	206A-18
14780-08J00	163A-27	17750-08J00	185A-6	24221-35F00	206A-2
15100-08J01	172A-1	17771-08J00	185A-8	24231-35F01	206A-3
15111-27G00	172A-2	17800-08J00	185A-12	24251-35F21	206A-4
15112-05H00	172A-3	17851-08J00	187A-1	24252-35F00	206A-5
15113-05H00	172A-4	17852-08J10	187A-2	24261-35F02	206A-6
15113-35F00	172A-5	17853-35F10	187A-3	24262-35F10	206A-7
15114-14J00	172A-6	17854-08J00	187A-15	24311-35F20	206A-19
15115-08J00	172A-7	17855-08J00	187A-17	24321-35F11	206A-20
15116-10F00	172A-8	17861-08J00	187A-9	24322-35F00	206A-21
15119-08J00	172A-9	17863-33E00	187A-10	24331-35F10	206A-22
15181-08J00	172A-10	17910-08J00	187A-19	24332-35F00	206A-23
15201-35F00	172A-15	17912-08J00	187A-21	24333-02F00	206A-24
15420-05H00	172A-11	17914-08J00	187A-22	24333-02F00	206A-25
15583-18H00	172A-12	17931-02FA0	187A-20	24341-35F10	206A-26
15610-14J00	172A-13	17981-08J00	187A-24	24351-35F10	206A-27
15625-29G00	155A-17	17981-19F00	187A-26	24361-35F10	206A-28
	155A-22	18117-14J01	140A-14	25211-35F11	212A-1
15630-29G10	155A-16	18213-18H10	163A-29	25231-35F11	212A-2
	155A-21	18450-35F11	189A-1	25310-35F00	212A-6
15710-14J00	142A-9	18461-08J00	189A-5	25312-42F01	212A-8
15717-58B00	142A-10	18471-08J00	189A-6	25350-35F00	212A-13
15721-08J00	142A-11	18510-29G31	189A-2	25355-05G00	212A-14
15722-14J00	142A-12	18531-35F20	189A-3	25381-13E30	212A-9
15810-15H01	172A-17	18711-08J00	189A-4	25411-26D01	212A-3
16321-35F01	116A-18			25411-35F00	212A-4
16331-35F00	116A-19			25451-35F00	212A-5
16400-35F00	116A-15			25510-08J00	212A-17
16440-24F00	116A-13			25512-06G10	212A-18
16461-08J00	178A-4			25520-06G10	212A-27
16471-08J00	178A-5			25525-12B00	212A-29
16491-35F00	116A-16			25526-47000	212A-28

20000

PART NO.	FIG.NO.-REF.NO.	PART NO.	FIG.NO.-REF.NO.	PART NO.	FIG.NO.-REF.NO.
03511-0516A	155A-20	08319-2106A	467A-4	09106-08186	415A-21
03541-0416A	330A-8		467A-16	09111-06041	212A-15
03541-0516A	339A-11	08319-3110A	407A-3	09111-06072	541A-10
	339A-21		524A-16	09111-06085	187A-23
	339B-11		550A-21	09111-06107	474A-2
	406A-3	08322-0106A	558A-29		541A-12
	447A-14	08331-31109	116A-22	09111-10059	407A-2
	447B-14	08331-3112A	212A-38	09116-06130	155A-15
	451A-8	08331-3114A	212A-26	09116-06150	533A-3
	474A-11	08331-3118A	407A-8	09116-06168	474A-6
03541-0520A	155A-12	08332-1106A	415A-10	09116-06182	312A-8
03541-0520B	339A-12		415A-26	09116-06195	558A-36
	339B-12	08361-2508A	163A-20	09116-06202	558A-19
03541-0540A	339B-22	08361-3506A	301A-8	09118-06122	185A-2
03541-0616A	474A-8	09100-06099	180A-9	09118-08152-A05	163A-6
04111-2015A	558A-30	09103-06212	112A-15	09119-06109	333B-9
04211-09129	112A-35		112A-25	09119-08100	350A-16
04211-09149	112A-14		301A-7	09125-05042	462A-10
	112A-24	09103-06213	112A-8	09128-06013	312A-4
	112A-29		112A-30	09132-03008	330A-5
04211-09189	112A-6	09103-06214	112A-16	09136-06105	445A-13
04211-11169	103A-6		112A-26		445B-13
04221-04089	120A-3	09103-06215	112A-9	09136-06147	212A-10
	212A-7	09103-06216	112A-22	09139-06028	558A-11
06111-0700A	415A-24	09103-06224	112A-31	09139-06055-XC0	505A-16
07120-0512A	330A-11	09103-06286	103A-2	09139-06078	163A-25
07120-0612A	172A-16	09103-08351	524A-22	09139-06122	163A-28
07120-0650A	103A-10	09103-08358	163A-15	09139-06126	333A-6
07120-0695A	420A-17	09103-08392	163A-16		333B-6
	420B-18	09103-09012	108A-7	09139-06131	460A-5
07120-0865A	108A-9	09103-10137	108A-34	09139-06146	460A-4
07130-0512A	530A-8	09103-10189	122A-13	09139-06172	424A-11
	550A-8	09103-10213	543A-17	09139-06190	447A-10
07130-0612A	304A-6	09103-10235	103A-20		447B-10
07130-0625A	127A-9	09103-10428	543A-19	09139-06191	420A-13
07130-0635A	304A-7	09103-10458	108A-33		420B-14
07130-0825A	330A-12	09103-12005	304A-4	09140-06025	212A-34
08211-06141	212A-16	09106-05017	420A-3	09148-05047	339A-4
08211-10285	122A-11		420B-4		339B-4
08211-20403	122A-12	09106-05023	212A-41	09159-06100	163A-7
08310-0006A	212A-37	09106-06073	306A-7	09159-10115	108A-35
08316-1005A	334A-10	09106-06075	108A-24		543A-18
	334A-20	09106-06099	178A-3	09159-10123	108A-36
	339A-23	09106-07009	102A-5	09159-12056	543A-7
	339B-24	09106-08119	541A-17		543A-10
	339B-30	09106-08139	108A-3		543A-15
08316-1006A	163A-11	09106-08147	415A-13	09159-18007	541A-7
	312A-9	09106-08160	530A-10	09159-20004	206A-45
	339B-26		550A-6	09159-22007	550A-10
	505A-15	09106-08165	163A-3	09159-24010	201A-16

PART NO.	FIG.NO.-REF.NO.	PART NO.	FIG.NO.-REF.NO.	PART NO.	FIG.NO.-REF.NO.
09160-04026	330A-7	09168-16009	103A-19		206A-30
09160-05037	350A-17	09169-06071	339B-6	09263-25018	212A-12
09160-05501	339A-5		339B-6	09263-25059	541A-2
	339A-19	09180-06283	445A-14	09263-26035	122A-10
	339B-5		445B-14	09263-35036	201A-3
	339B-20	09180-06285	339A-7	09265-25038	524A-17
09160-06077	339B-25		339B-7	09265-30020	524A-3
	474A-4	09180-06290	185A-3	09267-25013	206A-11
09160-06088	505A-14	09180-06320	505A-17	09280-04004	103A-12
09160-08043	333B-10	09180-06325	312A-6		108A-23
09160-08142	163A-17		558A-21	09280-08012	108A-29
09160-12011	212A-35	09180-06345	312A-17	09280-13004	116A-14
09160-14016	212A-20	09180-08152	163A-8		116A-26
09160-15045	201A-25		163A-18	09280-17003	112A-11
09160-18022	407A-7	09181-10158	116A-20	09280-19008	116A-12
09160-18030	541A-8	09181-12167	122A-4	09280-20002	108A-21
09160-22086	550A-11	09181-14167	212A-25	09280-26005	212A-40
09160-25009	206A-46	09181-20251	206A-38	09280-33004	112A-19
09160-25056	201A-17	09181-22223	206A-39	09280-40010	103A-15
09160-25073	201A-2	09181-25223	201A-19	09280-63003	406A-2
09160-25082	550A-12	09181-27014	206A-9	09280-64003	178A-2
09160-27008	206A-40	09200-06068	558A-28	09283-06010	201A-27
09161-10009	536A-4	09206-08007	103A-3	09283-14005	212A-22
	558A-27	09206-10016	102A-8	09283-28016	530A-4
09161-12010	401A-4	09208-08019	415A-8	09283-36008	206A-31
09161-13004	415A-14	09208-08020	415A-22	09284-37001	550A-4
09161-17002	415A-15	09247-14036	116A-4	09285-20006	206A-12
09164-06006	180A-10	09248-10010	108A-27	09285-39001	550A-18
09164-08015	541A-18		116A-6	09289-04003	126A-11
09164-12021	122A-5	09248-16012	103A-18	09300-22008	206A-32
	122A-8	09248-16013	108A-26	09319-08045	415A-16
09164-24008	201A-18	09250-06011	524A-20	09320-08018	445A-15
09167-27003	206A-8	09250-30003	112A-34		445B-15
09168-06023	103A-9	09259-36021	112A-18	09320-08028	447A-11
	108A-4	09261-04009	116A-21		447B-11
	108A-14	09261-06003	206A-17		451A-9
	112A-7		206A-37	09320-08066	312A-7
	112A-17	09262-22035	530A-3		558A-22
	112A-23	09262-25006	212A-11	09320-08071	420A-14
	112A-32	09262-25061	550A-3		420B-15
	116A-3	09262-28025	206A-29	09320-09009	339A-8
09168-06025	180A-3	09262-32022	550A-17		339B-8
09168-06026	187A-13	09263-12023	122A-3	09320-09016	445A-4
09168-08016	108A-15	09263-14027	212A-21		445B-4
	108A-16	09263-15003	201A-26		447A-12
09168-10002	108A-28	09263-17037	541A-3		447B-12
	116A-7	09263-17046	543A-4		460A-3
09168-12017	103A-22	09263-20074	543A-2	09320-09501	333A-7
09168-14002	116A-5		543A-3		333B-7
09168-16002	108A-25	09263-20087	206A-10	09320-10051	185A-4

SUZUKI GSR750AL6 PARTS CATALOGUE

SUZUKI MOTOR CORPORATION All rights reserved

No part of this document may be reproduced or transmitted in any form or by any means, electronic or mechanical, for any purpose, without the express written permission of Suzuki Motor Corporation.

SUZUKI MOTOR CORPORATION

Technical Readiness Group, Quality Administration Department
300 Takatsuka, Minami, Hamamatsu, Japan

Reprint Prohibited

SUZUKI MOTOR CORPORATION

PRINTED IN JAPAN

9900B-31091-000