

# SUZUKI

PARTS CATALOGUE

## GSX-S750A (Z) L7

(JS1C533A)

GSX-S750AL7  
GSX-S750AZL7



E21

2016-11

1<sup>ST</sup> EDITION

GSX-S750AL7



KEL

GSX-S750AL7



YKV

GSX-S750AL7



YVZ

## PREFACE

When it becomes necessary to replace parts on SUZUKI MOTORCYCLES, always use SUZUKI GENUINE PARTS which have passed a strict inspection which guarantees quality and performance.

This parts catalogue covers the list of all service parts for SUZUKI GSX-S750AL7, GSX-S750AZL7.

### INSTRUCTIONS FOR QUOTING THE CATALOGUE

#### 1. DIMENSIONS

Dimensions of the parts in this catalogue are indicated in unit millimeters.

#### 2. ABBREVIATIONS

Abbreviations used in this catalogue are as follows:

AR	: As required	NT	: Number of teeth
ASSY	: Assembly	OPT	: Optional
E.NO.	: Engine number	OS	: Over size
F.NO.	: Frame number	STD	: Standard
D	: Diameter of material	T	: Thickness
ID	: Inside diameter	US	: Under size
OD	: Outside diameter	W	: Width
L	: Length		
LH	: Left hand side		
RH	: Right hand side		
~100045	: Up to F.NO.100045		
100046~	: From F.NO.100046		
12 x 34 x 5.6	..... Figures in the description column		
	show the dimensions of parts.		
ID OD T(or W,L)			

→12345-56781 (Parts No.) : indicates that the parts number was changed to 12345-56781 and the new parts are interchangeable with the former ones but the former ones are not interchangeable with new ones.

←12345-56781 (Parts No.) : indicates that the former and new parts are interchangeable with each other and both are usable.

#### 3. INNER PARTS OF ASSEMBLY

Part name with a dot (.) in front as shown in the description column indicates the component of the assembly also available individually.

#### 4. MODIFICATION NOTICE

A parts bulletin will be sent to you on all occasions when changes in parts occur, including interchangeable modifications between new parts and old ones.

#### 5. NOTE

5-1. There are some different parts from those of production models among spare parts for the administrative reasons and common use of them with other models.

5-2. In respect of rubber hoses and vinyl tubes, please be sure to use them by cutting off according to the length mentioned on parts catalogue or what is actually required on the vehicle.

5-3. Note that the drawings on the illustration page are for ready reference of spare parts number, not to be used as an assembly manual.  
When assembling, use "SUZUKI SERVICE MANUAL".

#### 6. SPECIFICATION CODE

This catalogue contains the parts for the model designed for the following spec. ;

spec. code : GSX-S750AL7 : E21.  
GSX-S750AZL7 : E21

#### 7. SERIAL FRAME NUMBER

GSX-S750AL7 : JS1C533AZH2 100001~  
GSX-S750AZL7 : JS1C533AZH2 100001~

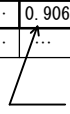


MILLIMETER → INCH CONVERSION CHART

	0	1	2	3	4	5	6	7	8	9
00	.000	.039	.079	.118	.157	.197	.236	.276	.315	.354
10	.394	.433	.472	.512	.551	.591	.630	.669	.709	.748
20	.787	.827	.866	.906	.945	.984	1.024	1.063	1.102	1.142
30	1.181	1.220	1.260	1.299	1.339	1.378	1.417	1.457	1.496	1.535
40	1.575	1.614	1.654	1.693	1.732	1.772	1.811	1.850	1.890	1.929
50	1.969	2.008	2.047	2.087	2.126	2.165	2.205	2.214	2.283	2.323
60	2.362	2.402	2.441	2.480	2.520	2.559	2.598	2.638	2.677	2.717
70	2.756	2.795	2.835	2.874	2.913	2.953	2.992	3.031	3.071	3.110
80	3.150	3.189	3.228	3.268	3.307	3.346	3.386	3.425	3.465	3.504
90	3.543	3.583	3.622	3.661	3.701	3.740	3.780	3.819	3.858	3.898

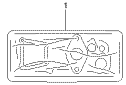
How to read

	0	1	2	3	4
00	...	...	...	...	...
10	...	...	...	...	...
20	...	...	...	0.906	...
30	...	...	...	...	...


 23 millimeters equal 0.906 inch

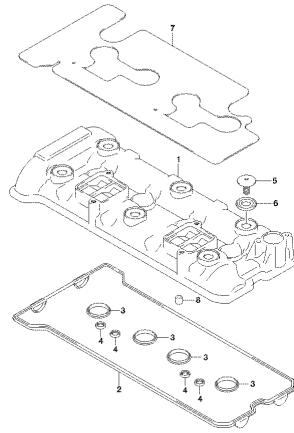
Contents are subject to change without notice or obligation.

FIG.101A



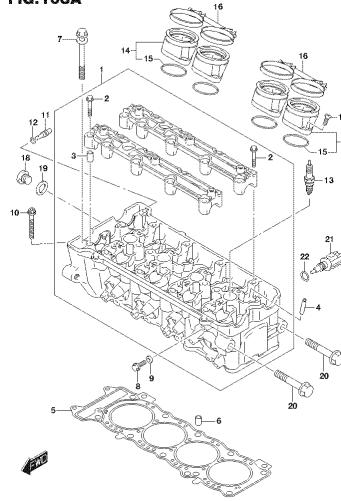
636 8750A7\_53H\_101A  
PART SET

FIG.102A



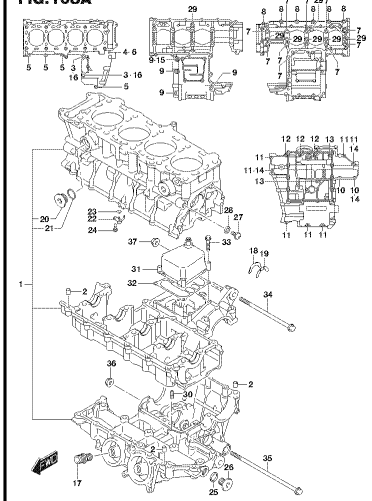
636 8750A7\_53H\_102A  
CYLINDER HEAD COVER

FIG.103A



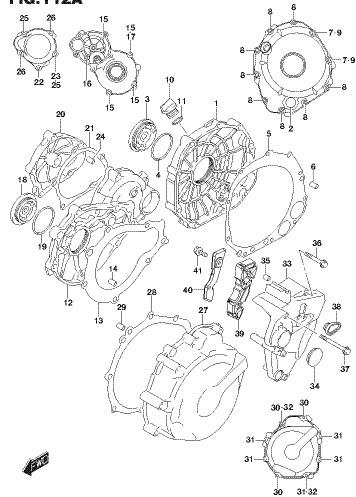
636 8750A7\_53H\_103A  
CYLINDER BLOCK

FIG.108A



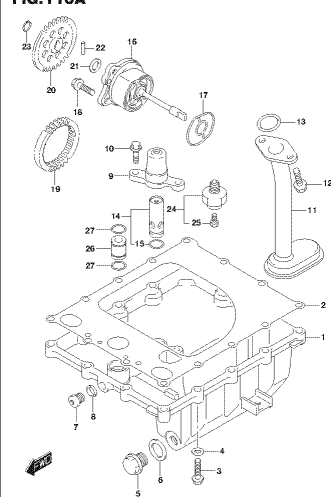
636 8750A7\_53H\_108A  
CRANKCASE

FIG.112A



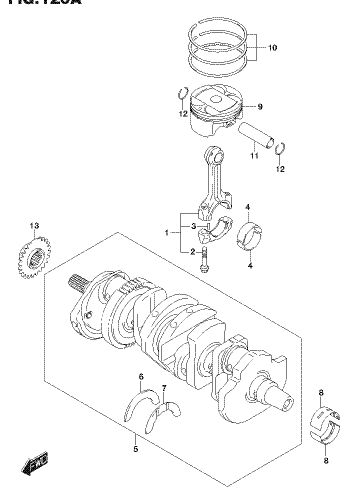
636 8750A7\_53H\_112A  
CRANKSHAFT

FIG.116A



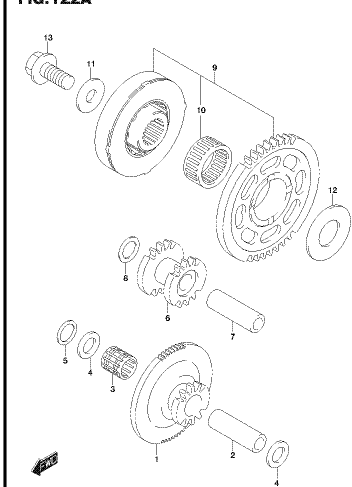
636 8750A7\_53H\_116A  
WATER PUMP

FIG.120A



636 8750A7\_53H\_120A  
CLUTCH

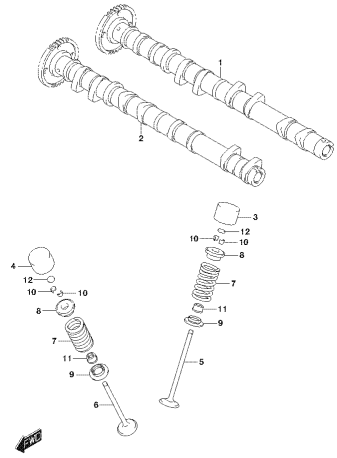
FIG.122A



636 8750A7\_53H\_122A  
STARTER CLUTCH

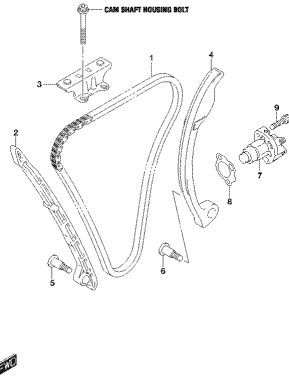


FIG. 126A



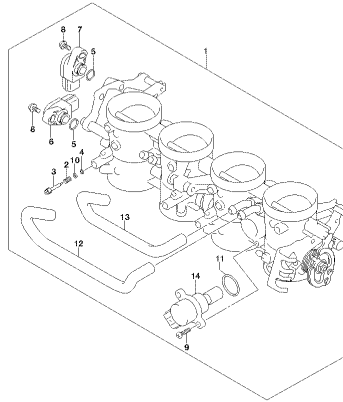
G/S: SP30A7\_FSH\_126A  
CAMSHAFT ASSEMBLY

FIG. 127A



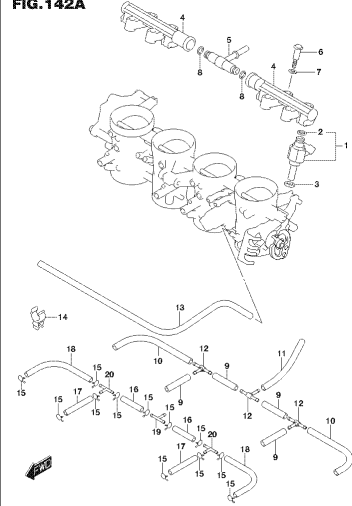
G/S: SP30A7\_FSH\_127A  
CAM HOUSING

FIG. 140A



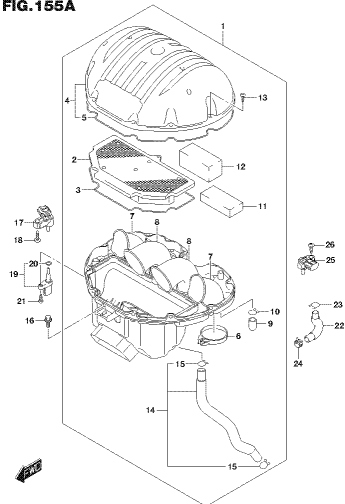
G/S: SP30A7\_FSH\_140A  
THROTTLE BODY

FIG. 142A



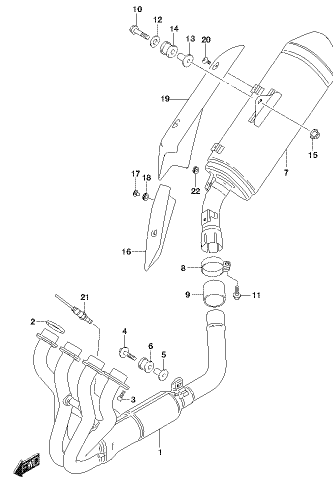
G/S: SP30A7\_FSH\_142A  
THROTTLE BODY HOUSING

FIG. 155A



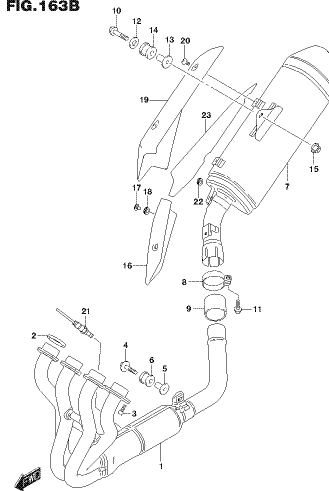
G/S: SP30A7\_FSH\_155A  
AIR CLEANER

FIG. 163A



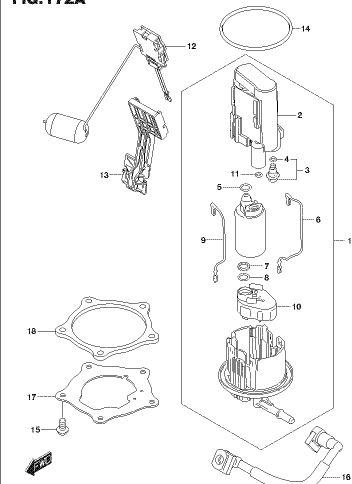
G/S: SP30A7\_FSH\_163A  
MUFFLER

FIG. 163B



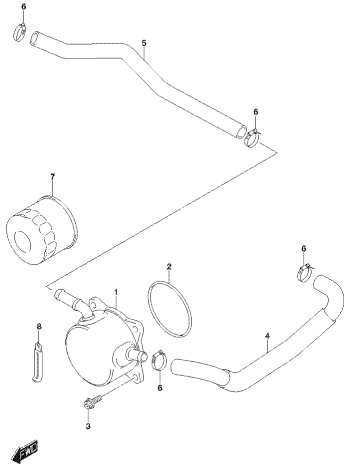
G/S: SP30A7\_FSH\_163B  
MUFFLER

FIG. 172A



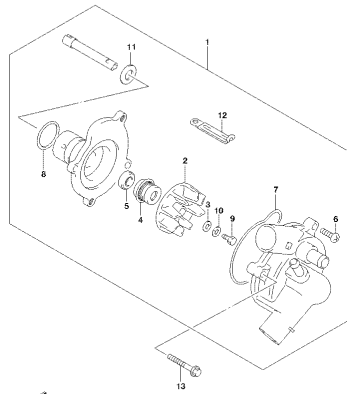
G/S: SP30A7\_FSH\_172A  
FUEL PUMP

FIG.178A



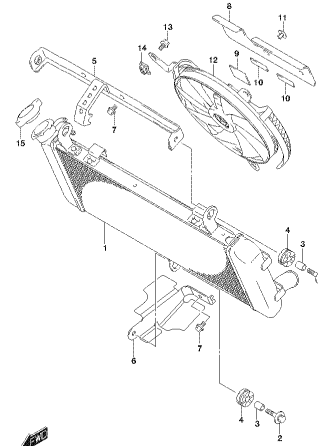
G/S: 8750A7\_E31\_178A  
96L200L3

FIG.180A



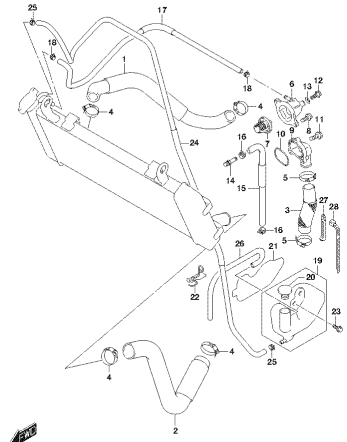
G/S: 8750A7\_E31\_180A  
WATER PUMP

FIG.185A



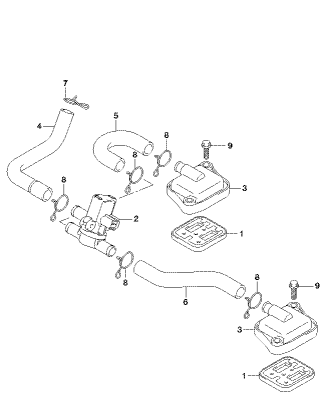
G/S: 8750A7\_E31\_185A  
R400459

FIG.187A



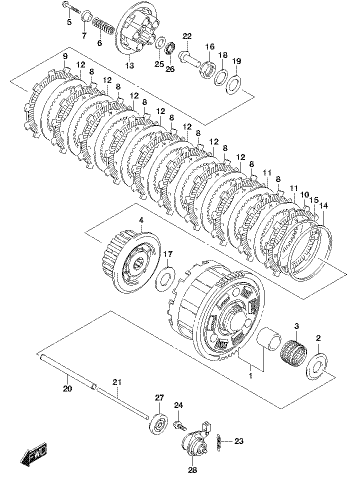
G/S: 8750A7\_E31\_187A  
R400459:05E

FIG.189A



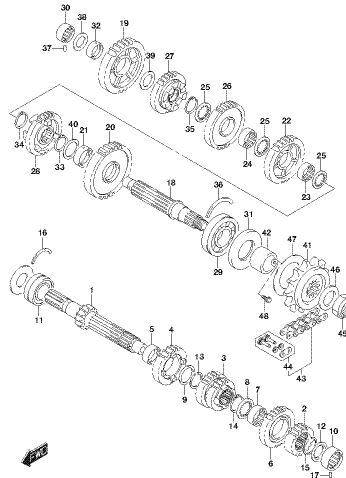
G/S: 8750A7\_E31\_189A  
270 AH

FIG.201A



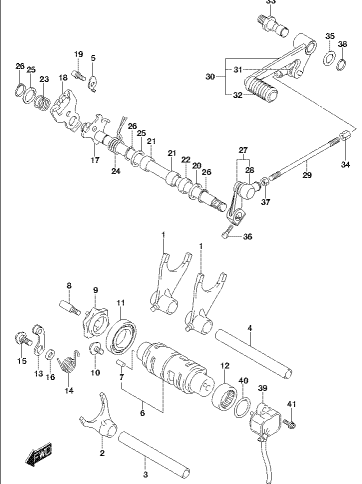
G/S: 8750A7\_E31\_201A  
CLUTCH

FIG.206A

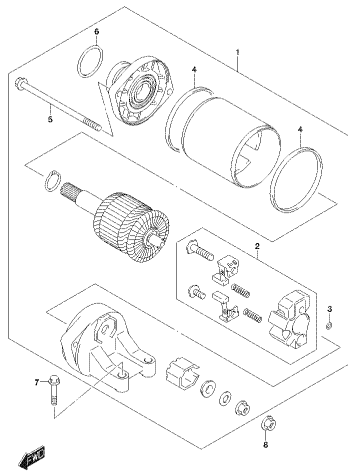


G/S: 8750A7\_E31\_206A  
TRANSMISSION

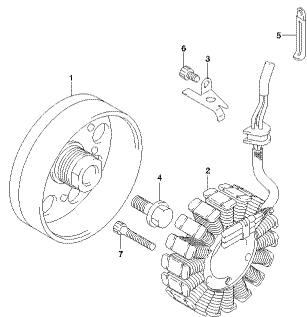
FIG.212A



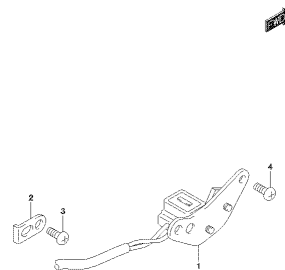
G/S: 8750A7\_E31\_212A  
GEAR SHAFTING

**FIG.301A**

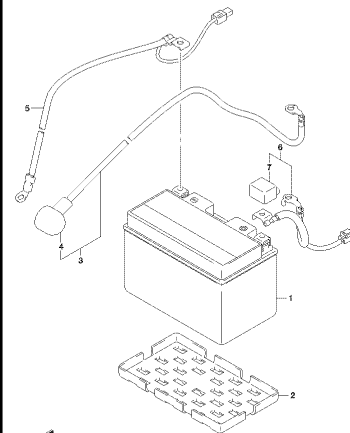
G&S: 8750A2\_7\_E3H\_3104  
STARTER MOTOR

**FIG.304A**

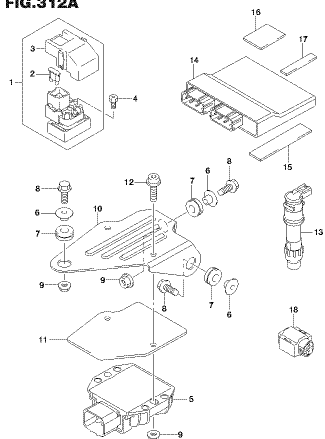
G&S: 8750A2\_7\_E3H\_3104  
GENERATOR

**FIG.306A**

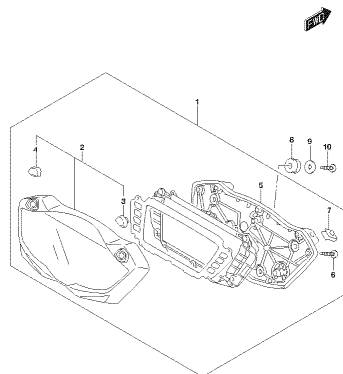
G&S: 8750A2\_7\_E3H\_3104  
BRAKE GENERATOR

**FIG.310A**

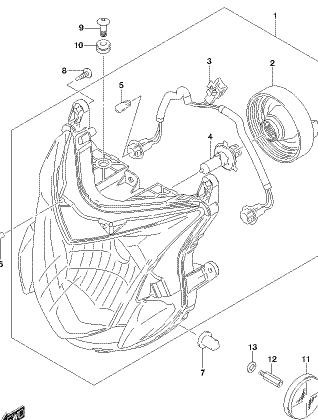
G&S: 8750A2\_7\_E3H\_3104  
BATTERY

**FIG.312A**

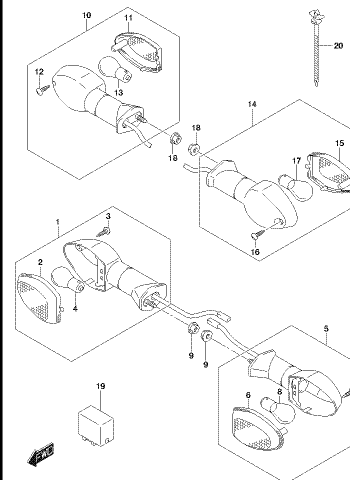
G&S: 8750A2\_7\_E3H\_3104  
ELECTRICAL

**FIG.330A**

G&S: 8750A2\_7\_E3H\_3104  
SPEEDOMETER

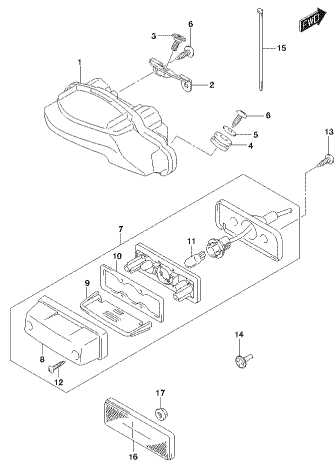
**FIG.333A**

G&S: 8750A2\_7\_E3H\_3104  
HEADLAMP

**FIG.334A**

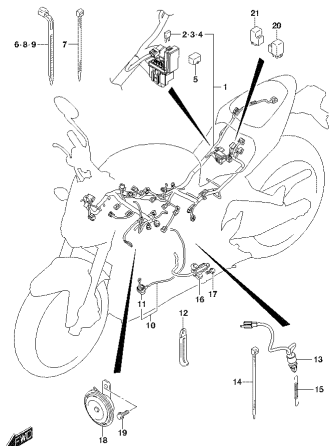
G&S: 8750A2\_7\_E3H\_3104  
TURN SIGNAL LAMP

**FIG.339A**



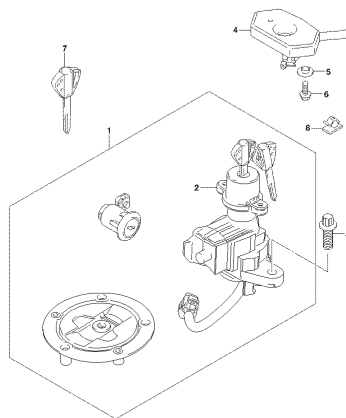
G/S: SP30A7\_E3H\_339A  
REAR COMBINATION LAMP

**FIG.350A**



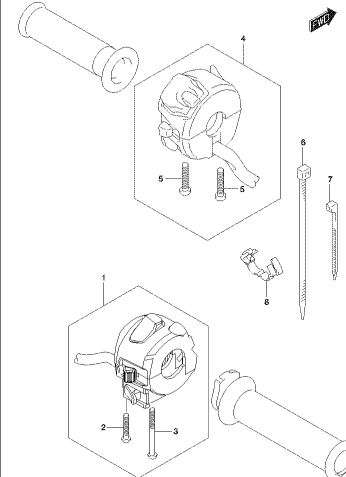
G/S: SP30A7\_E3H\_350A  
WIRING HARNESS

**FIG.352A**



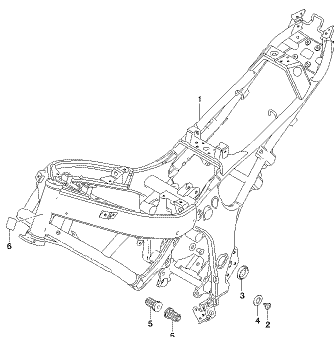
G/S: SP30A7\_E3H\_352A  
LOCK SET

**FIG.355A**



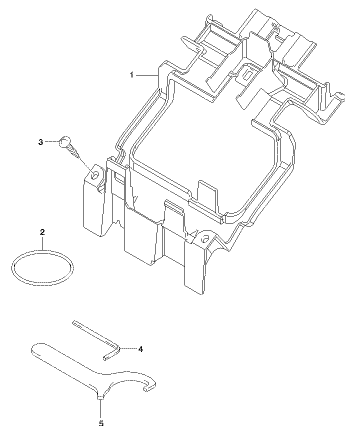
G/S: SP30A7\_E3H\_355A  
HANDLE SWITCH

**FIG.401A**



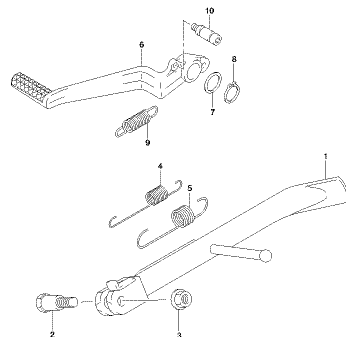
G/S: SP30A7\_E3H\_401A  
FRAME

**FIG.406A**



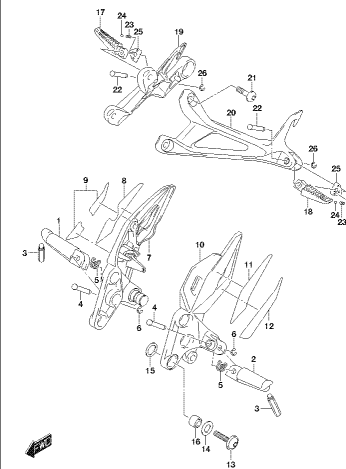
G/S: SP30A7\_E3H\_406A  
HOLDER

**FIG.407A**

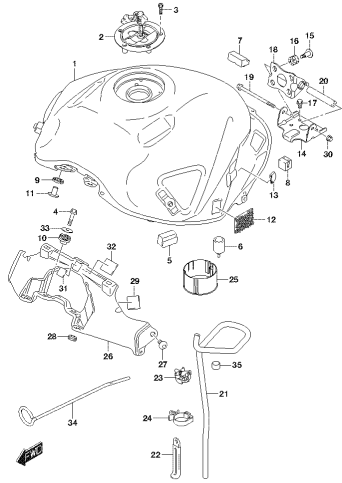


G/S: SP30A7\_E3H\_407A  
STAND

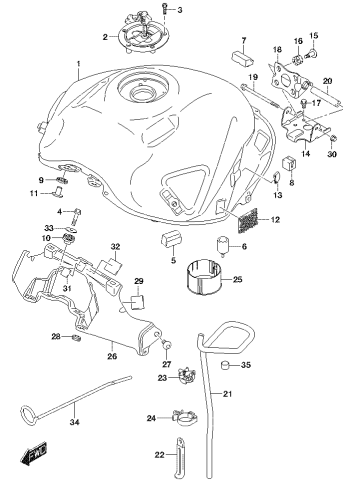
**FIG.415A**



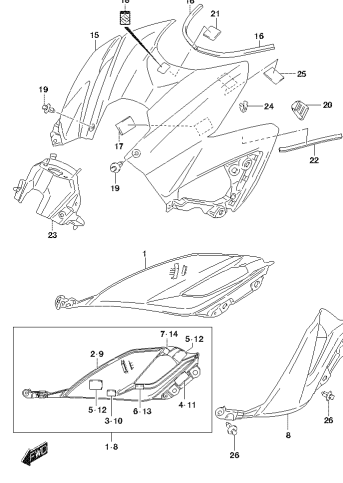
G/S: SP30A7\_E3H\_415A  
FOOTREST

**FIG.420A**

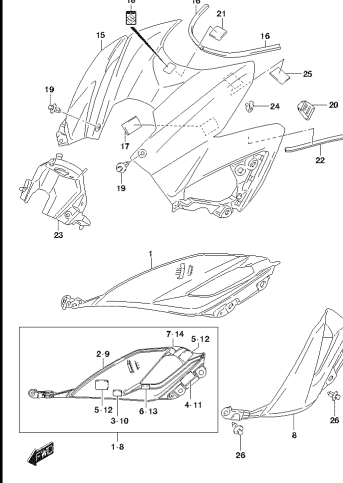
G/S: 8750A7\_F3H\_420A  
REL. 19AK

**FIG.420B**

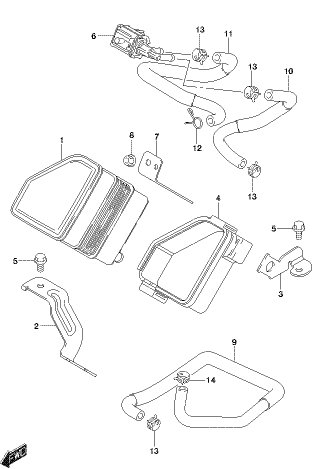
G/S: 8750A7\_F3H\_420B  
REL. 19AK

**FIG.423A**

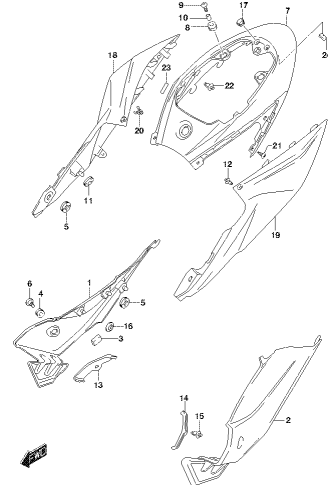
G/S: 8750A7\_F3H\_423A  
REL. 19AK/20AK/21AK

**FIG.423B**

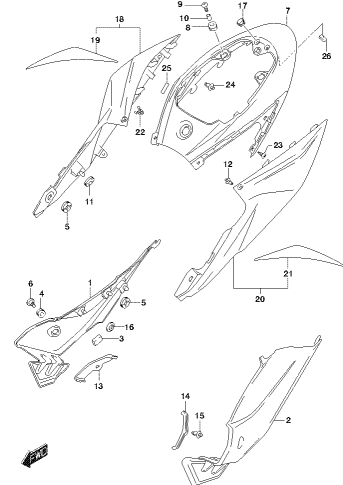
G/S: 8750A7\_F3H\_423B  
REL. 19AK/20AK/21AK

**FIG.427A**

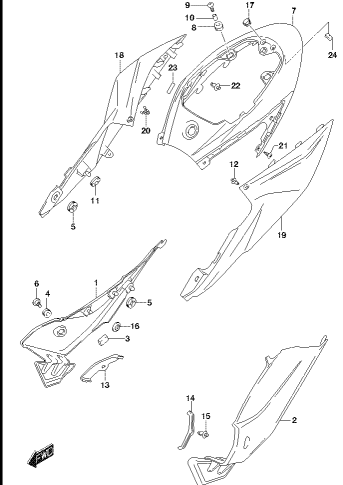
G/S: 8750A7\_F3H\_427A  
EVAP SYSTEM

**FIG.445A**

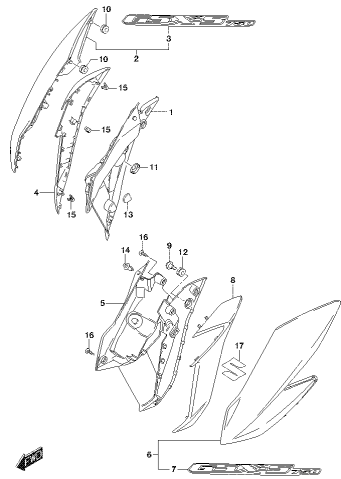
G/S: 8750A7\_F3H\_445A  
FRAME COVER

**FIG.445B**

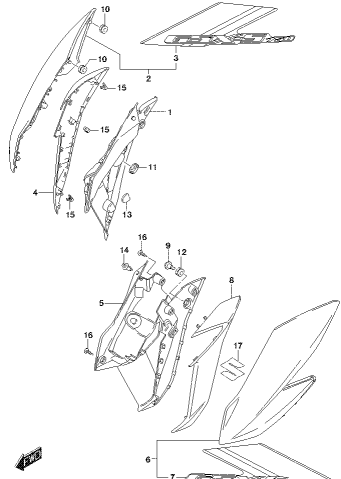
G/S: 8750A7\_F3H\_445B  
FRAME COVER

**FIG.445C**

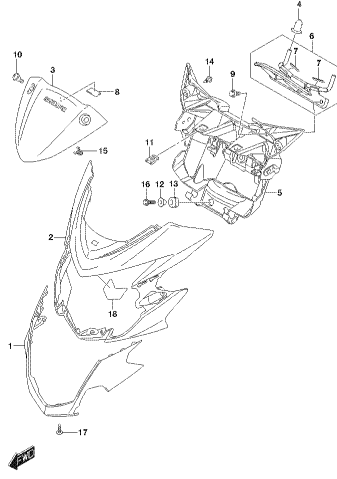
G/S: 8750A7\_F3H\_445C  
FRAME COVER

**FIG.447A**

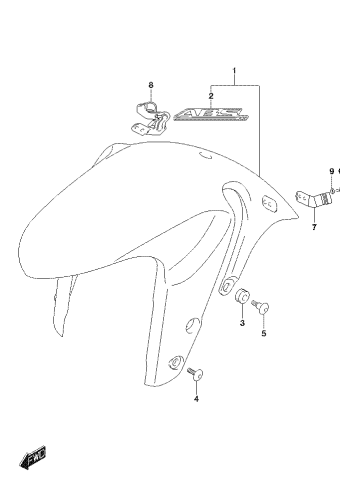
G/S: 8750A7\_531\_447A  
FRAME BODY COVER

**FIG.447B**

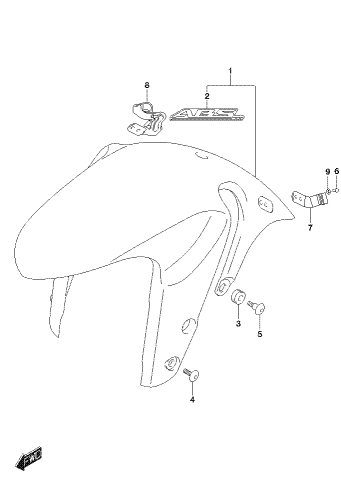
G/S: 8750A7\_531\_447B  
FRAME BODY COVER

**FIG.451A**

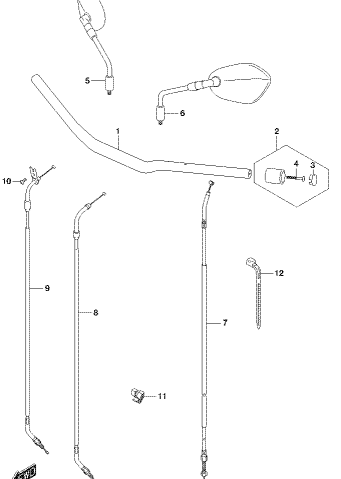
G/S: 8750A7\_531\_451A  
HEADLAMP HOUSING

**FIG.460A**

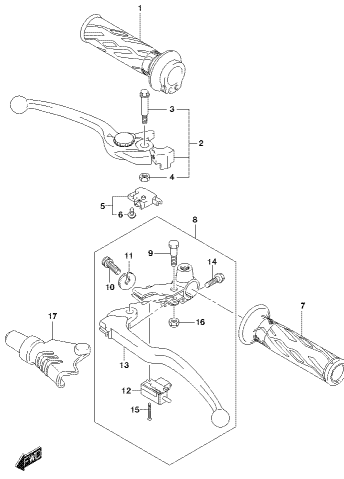
G/S: 8750A7\_531\_460A  
FRONT FENDER

**FIG.460B**

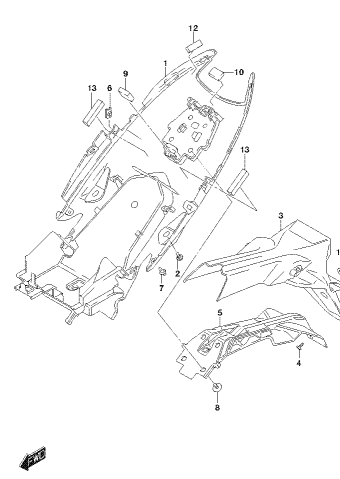
G/S: 8750A7\_531\_460B  
FRONT FENDER

**FIG.462A**

G/S: 8750A7\_531\_462A  
HANDLEBAR

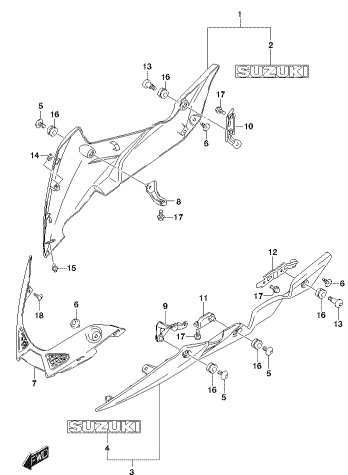
**FIG.467A**

G/S: 8750A7\_531\_467A  
HANDLE LEVER

**FIG.474A**

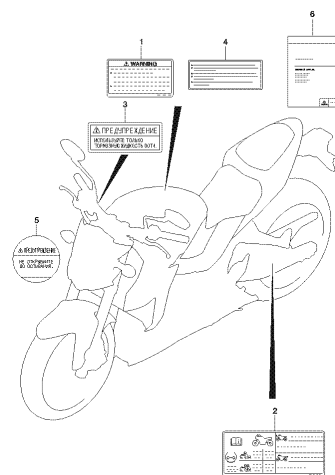
G/S: 8750A7\_531\_474A  
REAR FENDER

FIG.483A



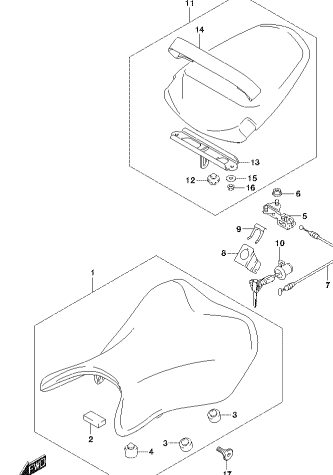
GSR 675NA7\_E3H\_483A  
FRONT FAIRING

FIG.496A



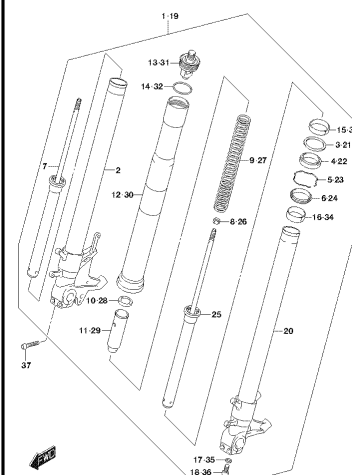
GSR 675NA7\_E3H\_496A  
SEAT

FIG.505A



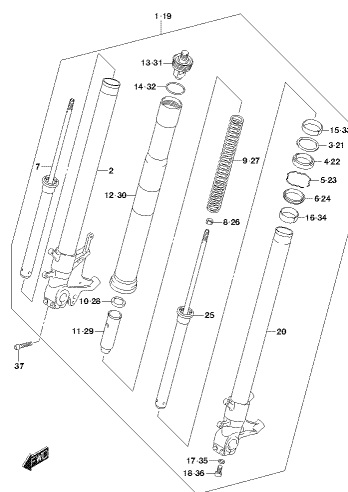
GSR 675NA7\_E3H\_505A  
SEAT

FIG.521A



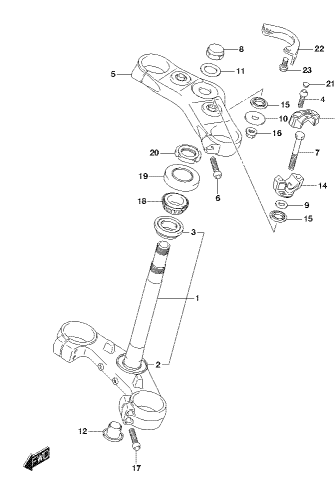
GSR 675NA7\_E3H\_521A  
FRONT FORK DAMPER

FIG.521B



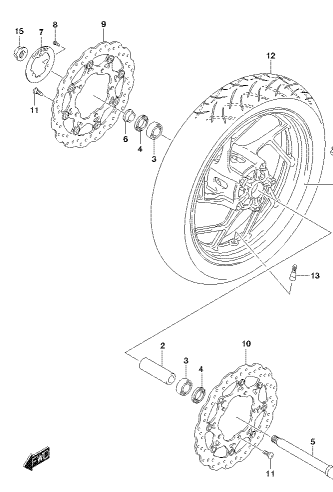
GSR 675NA7\_E3H\_521B  
FRONT FORK DAMPER

FIG.524A



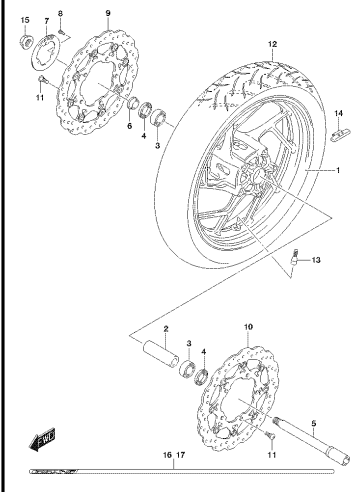
GSR 675NA7\_E3H\_524A  
STEERING STEM

FIG.530A



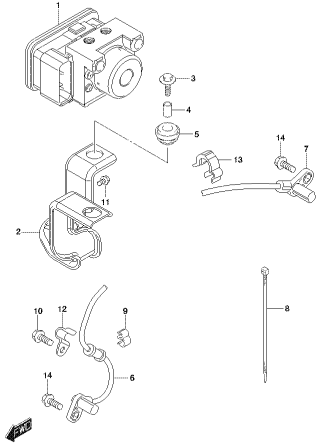
GSR 675NA7\_E3H\_530A  
FRONT WHEEL

FIG.530B



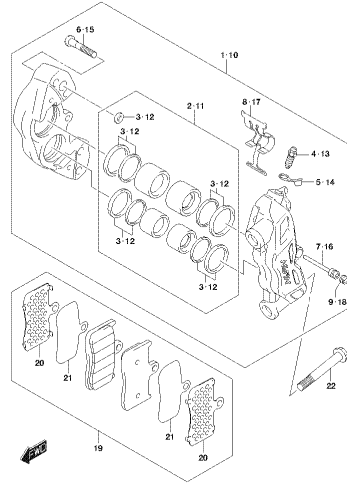
GSR 675NA7\_E3H\_530B  
FRONT WHEEL

FIG.533A



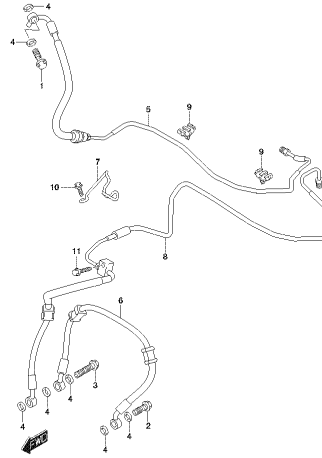
GSX-SP30A7\_FSH\_533A  
FRONT MASTER

FIG.535A



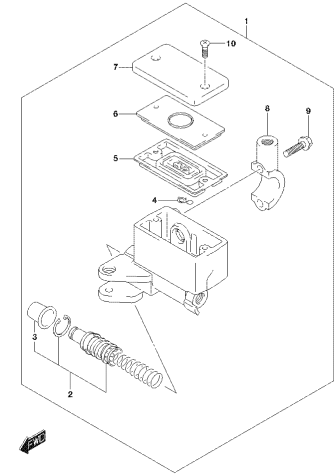
GSX-SP30A7\_FSH\_535A  
FRONT CALIPER

FIG.536A



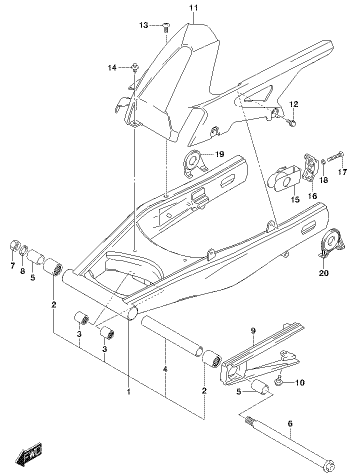
GSX-SP30A7\_FSH\_536A  
FRONT BRAKE HOSE

FIG.537A



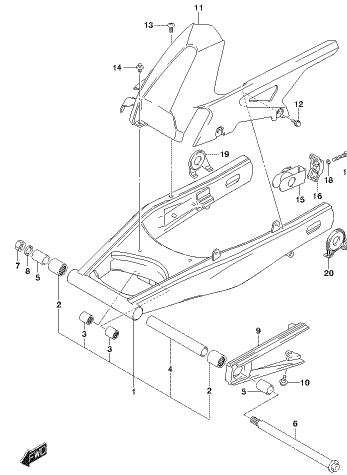
GSX-SP30A7\_FSH\_537A  
FRONT MASTER CYLINDER

FIG.541A



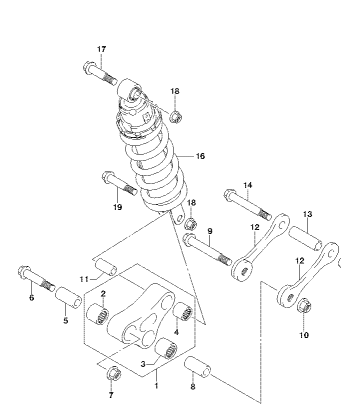
GSX-SP30A7\_FSH\_541A  
REAR SWINGARM

FIG.541B



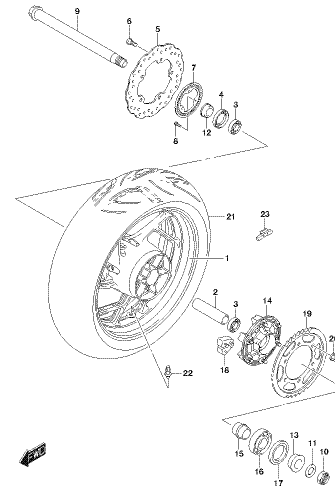
GSX-SP30A7\_FSH\_541B  
REAR SWINGARM

FIG.543A



GSX-SP30A7\_FSH\_543A  
REAR SHOCK ASSEMBLY

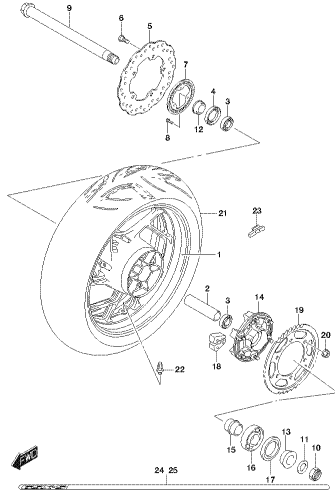
FIG.550A



GSX-SP30A7\_FSH\_550A  
REAR WHEEL

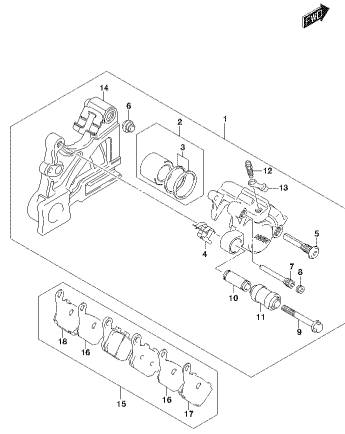


FIG.550B



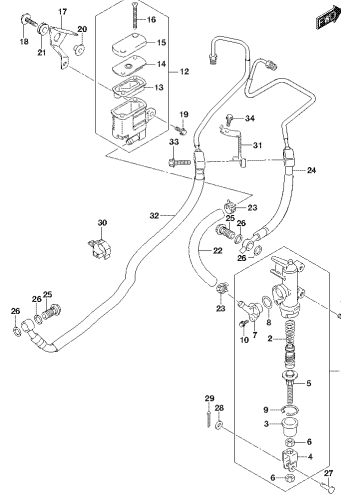
GSX-S750AL7\_ES1\_550B  
REAR WHEEL

FIG.555A



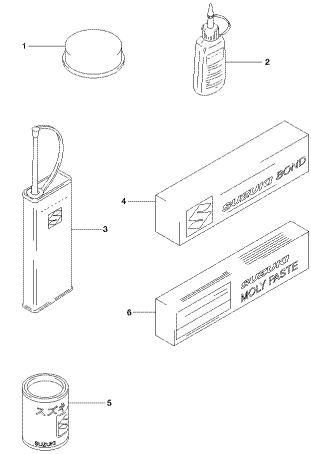
GSX-S750AL7\_ES1\_555A  
REAR CALIPER

FIG.558A



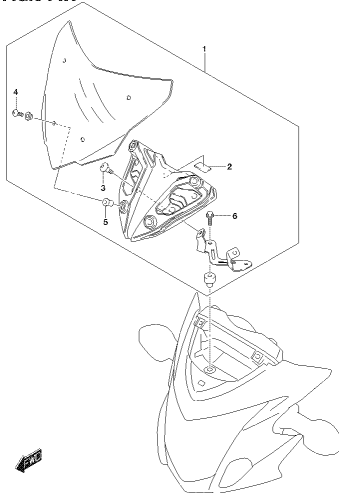
GSX-S750AL7\_ES1\_558A  
REAR MASTER CYLINDER

FIG.901A



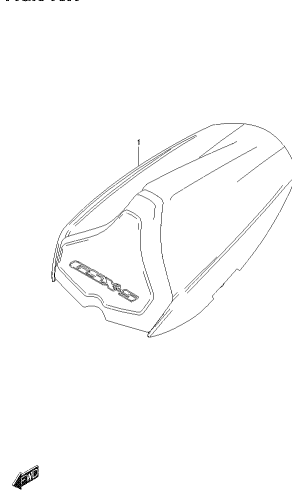
GSX-S750AL7\_ES1\_901A  
OPTIONAL

FIG.914A



GSX-S750AL7\_ES1\_914A  
MESH SET (OPTIONAL)

FIG.916A

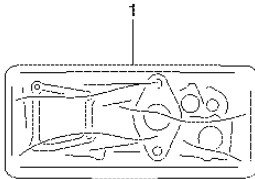


GSX-S750AL7\_ES1\_916A  
SEAT TAIL (OPTIONAL)

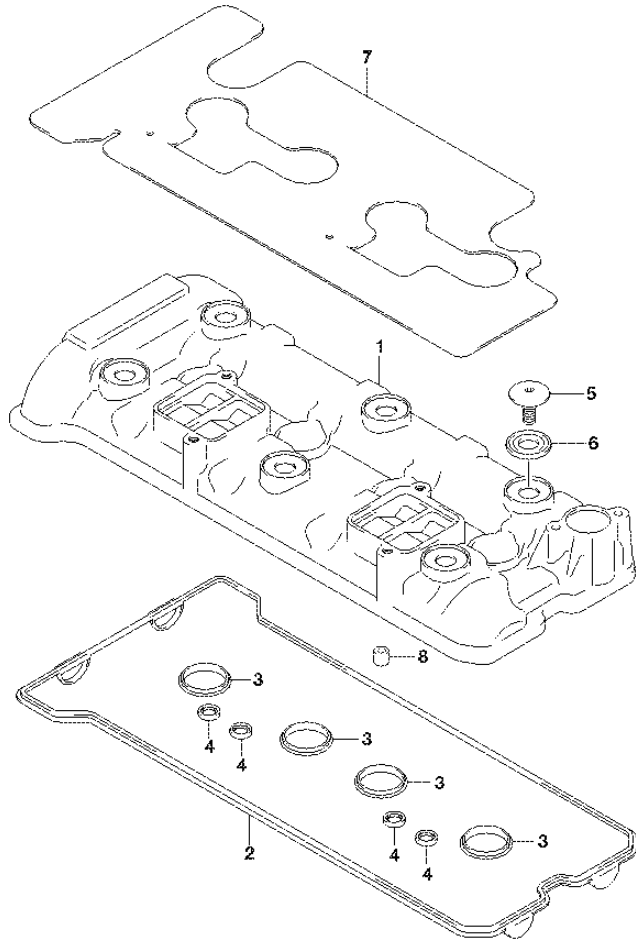
**FIG.101A**

**FIG.101A (1-B-2) GASKET SET**

REF NO.	PART NO.	DESCRIPTION	Q'TY	REMARKS
1	11401-08831	GASKET SET	1	OPT
2	11141-35F00	.GASKET, CYLINDER HEAD	1	NOT ILLUSTRATED
3	11173-35F00	.GASKET, CYL HEAD COVER NO.1	1	NOT ILLUSTRATED
4	11178-33E00	.GASKET, CYL HEAD COVER NO.2	4	NOT ILLUSTRATED
5	11182-35F10	.GASKET, 2ND AIR PASSAGE	4	NOT ILLUSTRATED
6	11482-40F10	.GASKET, CLUTCH COVER	1	NOT ILLUSTRATED
7	11483-18G00	.GASKET, MAGNETO COVER	1	NOT ILLUSTRATED
8	11491-33E02	.GASKET, STARTER CLUTCH COVER	1	NOT ILLUSTRATED
9	11492-33E00	.GASKET, STARTER IDLE GEAR CAP	1	NOT ILLUSTRATED
10	12837-02H00	.GASKET, TENSIONER ADJUSTER	1	NOT ILLUSTRATED
11	14181-46E00	.GASKET, EXHAUST PIPE	4	NOT ILLUSTRATED



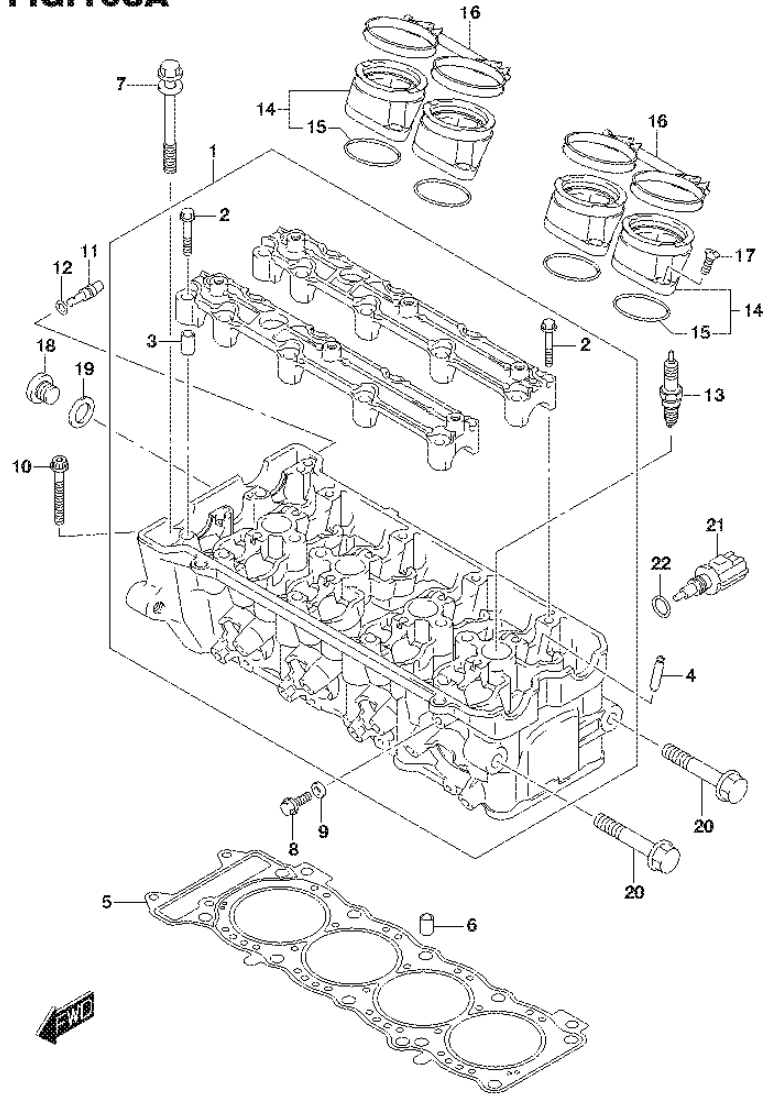
**FIG.102A**



**FIG.102A (1-B-3) CYLINDER HEAD COVER**

REF NO.	PART NO.	DESCRIPTION	Q'TY	REMARKS
1	11171-04K10	COVER, CYLINDER HEAD	1	
2	11173-35F00	GASKET, CYL HEAD COVER NO.1	1	
3	11178-33E00	GASKET, CYL HEAD COVER NO.2	4	
4	11182-35F10	GASKET, 2ND AIR PASSAGE	4	
5	09106-07021	BOLT (7X17.5)	6	
6	11191-27E00	WASHER	6	
7	11179-08J00	SHIELD, CYLINDER HEAD COVER	1	
8	09206-10016	PIN (8.2X10X13)	4	

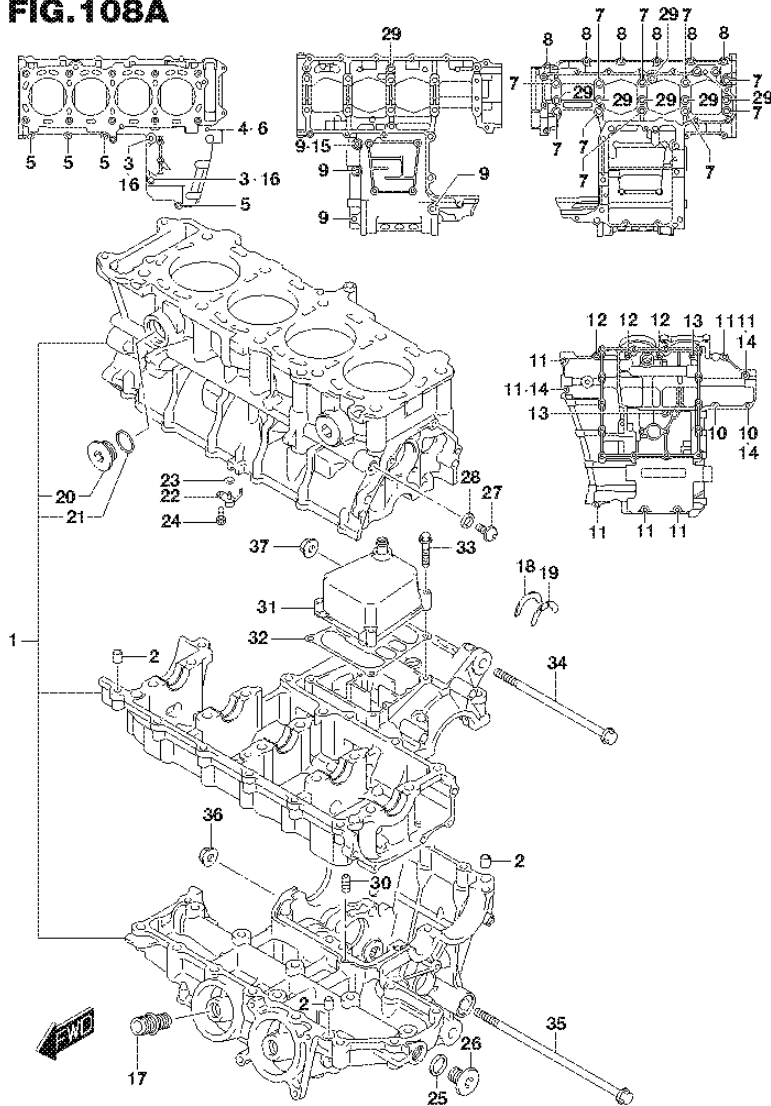
**FIG.103A**



**FIG.103A (1-B-4) CYLINDER HEAD**

REF NO.	PART NO.	DESCRIPTION	Q'TY	REMARKS
1	11100-13K00	HEAD ASSY, CYLINDER	1	
2	09103-06266	.BOLT (6X40)	20	
3	09206-08007	.PIN (6.2X8X16)	4	
4	11115-11D70	GUIDE, VALVE (OS 0.3)	16	OPT
5	11141-35F00	GASKET, CYLINDER HEAD	1	
6	04211-11169	PIN	2	
7	11117-30G00	BOLT, CYLINDER HEAD (L:105)	10	
8	09103-06222	BOLT (6X12)	1	
9	09168-06023	GASKET (5.8X13X1.2)	1	
10	07120-0650A	BOLT	2	
11	09493-80005	JET(8)	1	
12	09280-04004	O RING (D:1.2,ID:4)	1	
13-1	09482-00557	SPARK PLUG (IU27D)	4	DENSO
13-2	09482-00558	SPARK PLUG (CR9EIA-9)	4	NGK
13-3	09482-00555	SPARK PLUG (IU24D)	4	OPT DENSO
13-4	09482-00556	SPARK PLUG (CR8EIA-9)	4	OPT NGK
13-5	09482-00559	SPARK PLUG (IU31D)	4	OPT DENSO
13-6	09482-00560	SPARK PLUG (CR10EIA-9)	4	OPT NGK
14	13101-08J00	PIPE ASSY, INTAKE	4	
15	09280-40010	.O RING (D:2.4,ID:39.7)	4	
16	13170-08J00	CLAMP, INTAKE PIPE	2	
17	02122-0616B	SCREW	8	
18	09248-16012	PLUG (16X8)	1	
19	09168-16009	GASKET (16X22X0.8)	1	
20	09106-10094	BOLVVVT, ENG MTG HEAD (L50)	3	
21	13650-49X00	SENSOR, WATER TEMPERATURE	1	
22	09168-12017	GASKET (12X17X1)	1	

**FIG.108A**



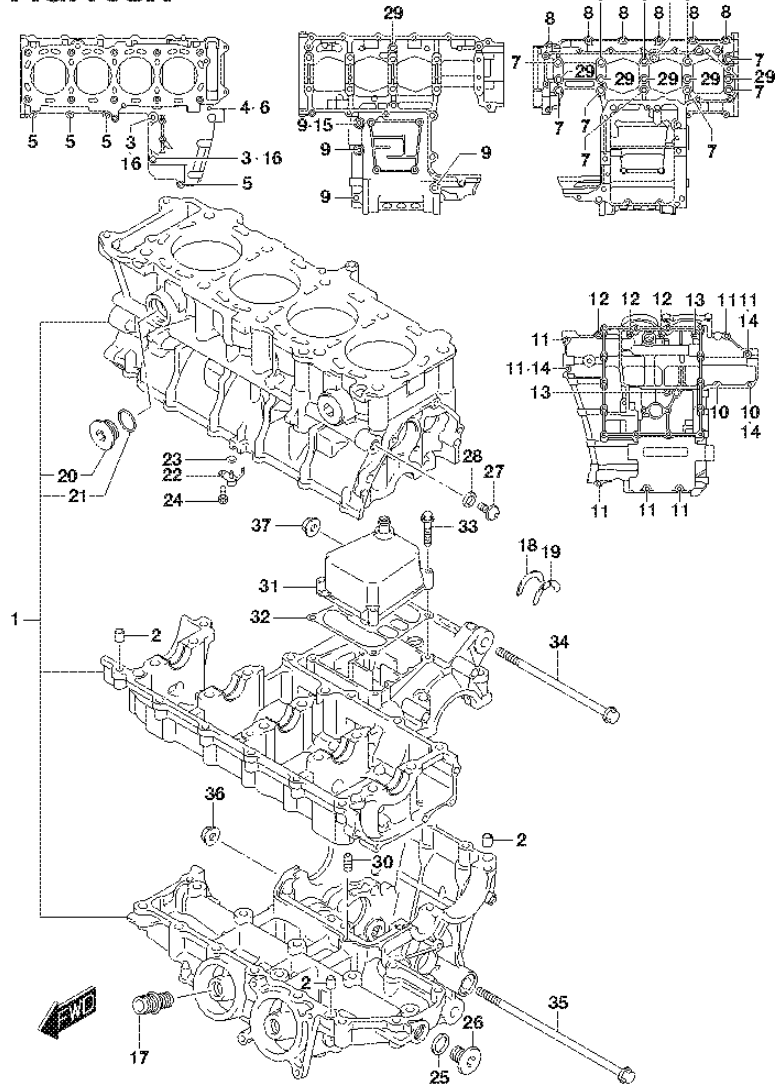
GSX-S750AL7\_E21\_108A  
CRANKCASE

**FIG.108A (1-B-5) CRANKCASE**

REF NO.	PART NO.	DESCRIPTION	Q'TY	REMARKS
1	11300-08820	CRANKCASE ASSY	1	
2	11319-33E50	.PIN	6	
3	09106-08139	.BOLT (8X120)	2	
4	09168-06023	.GASKET (5.8X13X1.2)	1	
5	01547-0640A	.BOLT	4	
6	01547-0680A	.BOLT	1	
7	09103-09012	.BOLT (9X95)	10	
8	01547-0640A	.BOLT	6	
9	07120-0865A	.BOLT	4	
10	01547-0630A	.BOLT	2	
11	01547-0640A	.BOLT	7	
12	01547-0660A	.BOLT	3	
13	01547-0670A	.BOLT	2	
14	09168-06023	.GASKET (5.8X13X1.2)	3	
15	09168-08016	.GASKET (8.2X14X1)	1	
16	09168-08016	.GASKET (8.2X14X1)	2	
17	16591-06B01	.UNION, OIL FILTER STAND	1	
18	12228-17E00-0D0	.BEARING, THRUST RH (GREEN)	1	
19-1	12228-17E00-0A0	.BEARING, THRUST LH (RED)	1	
19-2	12228-17E00-0B0	.BEARING, THRUST LH (BLACK)	1	
19-3	12228-17E00-0C0	.BEARING, THRUST LH (BLUE)	1	
19-4	12228-17E00-0D0	.BEARING, THRUST LH (GREEN)	1	
19-5	12228-17E00-0E0	.BEARING, THRUST LH (YELLOW)	1	
19-6	12228-17E00-0F0	.BEARING, THRUST LH (WHITE)	1	
20	11318-35F00	.PLUG, WATER JACKET	3	
21	09280-20002	.O RING (D:3.1,ID:19.4)	3	
22	11390-35F00	JET, PISTON COOLING	4	
23	09280-04004	O RING (D:1.2,ID:4)	4	
24	09106-06075	BOLT (6X12)	4	
25	09168-16002	GASKET (16X22X2)	3	
26	09248-16013	PLUG	3	
27	09248-10010	PLUG (10X10)	1	
28	09168-10002	GASKET (10X14X3.6)	1	
29	09280-08012	O RING (D:1.9,ID:7.8)	7	

GSX-S750AL7\_E21

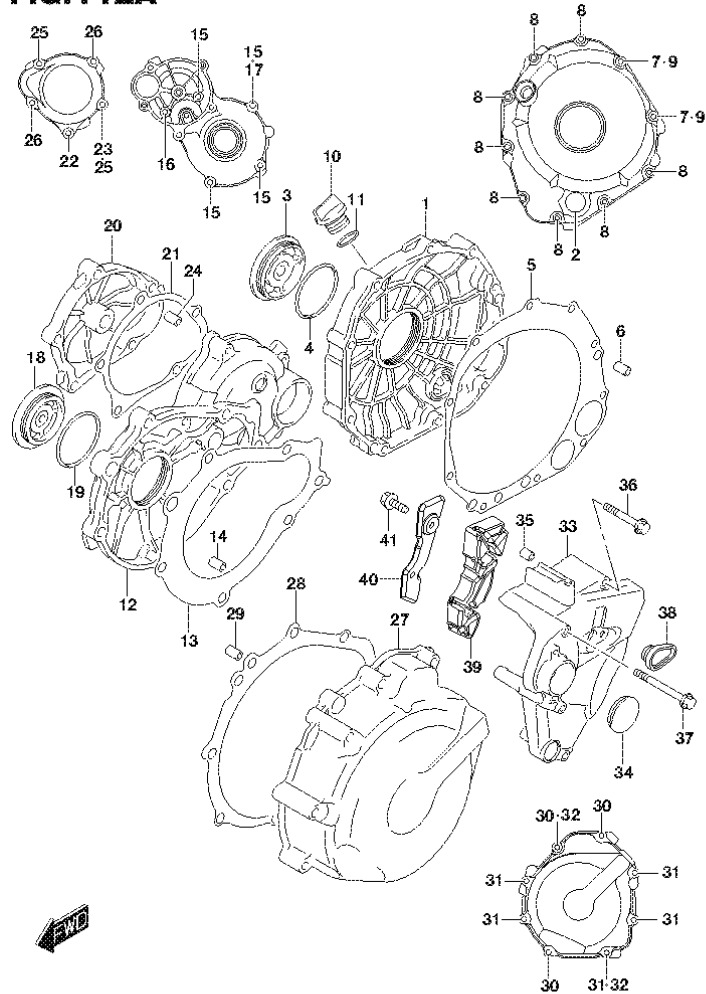
**FIG.108A**



**FIG.108A (1-B-6) CRANKCASE**

REF NO.	PART NO.	DESCRIPTION	Q'TY	REMARKS
30	09493-28012	JET (140)	1	
31	11370-44G00	COVER, BREATHER	1	
32	11484-35F00	GASKET, BREATHER COVER	1	
33	01547-0635A	BOLT	4	
34	09103-10458	BOLT	1	
35	09103-10137	BOLT (10X255)	1	
36	09159-10115	NUT	1	
37	09159-10123	NUT	1	

**FIG. 112A**

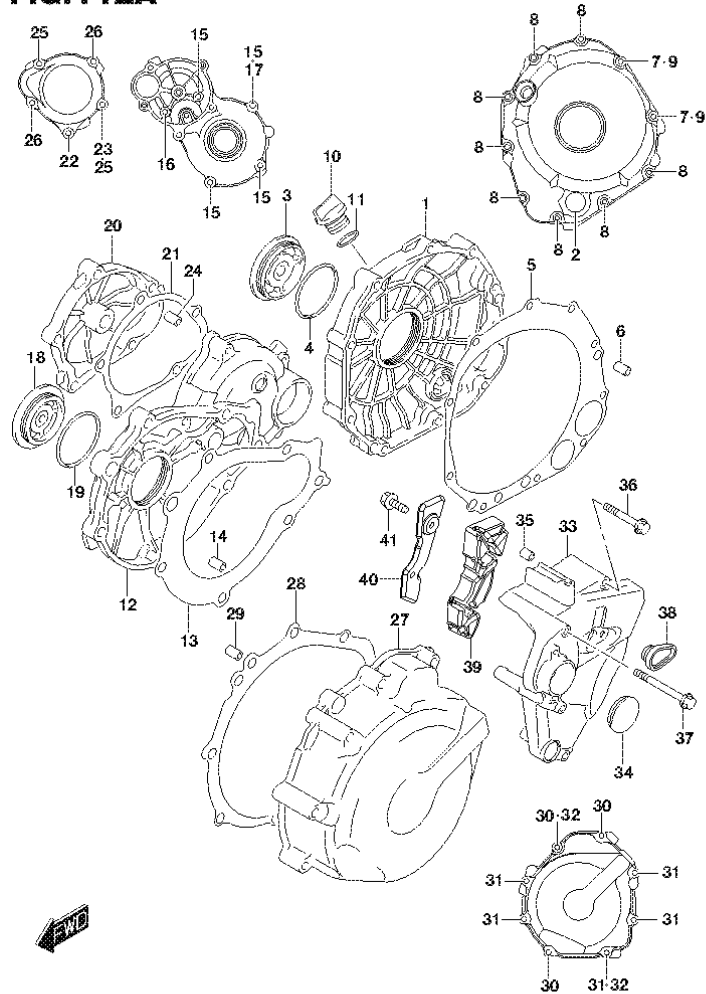


**FIG.112A (1-B-7) CRANKCASE COVER**

REF NO.	PART NO.	DESCRIPTION	Q'TY	REMARKS
1	11340-44G10	COVER, CLUTCH	1	
2	11971-33210	.LENS, OIL LEVEL CHECK	1	
3	11342-41G10	CAP, CLUTCH RELEASE ADJUST	1	
4	31156-17E00	O RING	1	
5	11482-40F10	GASKET, CLUTCH COVER	1	
6	04211-09189	PIN	2	
7	09168-06023	GASKET (5.8X13X1.2)	2	
8	09103-06213	BOLT (6X30)	8	
9	09103-06215	BOLT (6X40)	2	
10-1	11971-25D00	PLUG, ENGINE OIL FILLER	1	
10-2	11971-17E70	PLUG, ENGINE OIL FILLER	1	OPT
11	09280-17003	O RING (D:3.1,ID:16.8)	1	
12	11381-35F10	COVER, STARTER CLUTCH	1	
13	11491-33E02	GASKET, STARTER CLUTCH COVER	1	
14	04211-09149	PIN	2	
15	09103-06212	BOLT (6X25)	4	
16	09103-06214	BOLT (6X35)	1	
17	09168-06023	GASKET (5.8X13X1.2)	1	
18	09259-36021	PLUG	1	
19	09280-33004	O RING (D:3.1,ID:32.7)	1	
20	11382-33E10	CAP, STARTER IDLE GEAR	1	
21	11492-33E00	GASKET, STARTER IDLE GEAR CAP	1	
22	09103-06216	BOLT (6X55)	1	
23	09168-06023	GASKET (5.8X13X1.2)	1	
24	04211-09149	PIN	2	
25	09103-06212	BOLT (6X25)	2	
26	09103-06214	BOLT (6X35)	2	
27	11351-18G20	COVER, MAGNETO	1	
28	11483-18G00	GASKET, MAGNETO COVER	1	
29	04211-09149	PIN	2	
30	09103-06213	BOLT (6X30)	3	
31	09103-06224	BOLT (6X45)	5	
32	09168-06023	GASKET (5.8X13X1.2)	2	

GSX-S750AL7\_E21\_112A  
CRANKCASE COVER

**FIG. 112A**



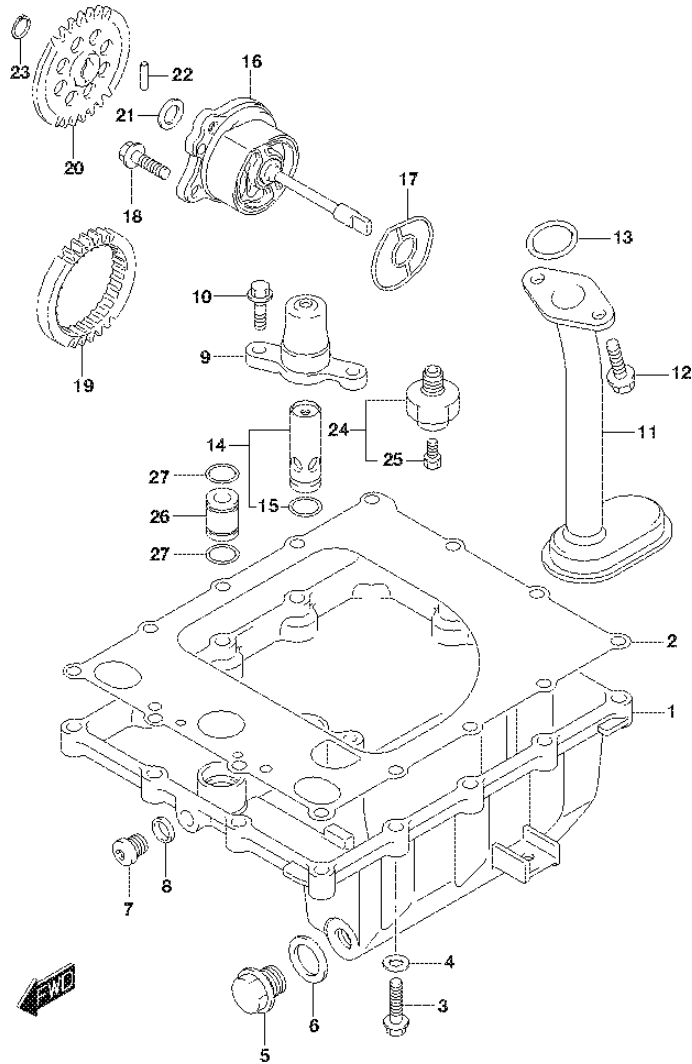
**FIG.112A (1-B-8) CRANKCASE COVER**

REF NO.	PART NO.	DESCRIPTION	Q'TY	REMARKS
33	11361-08J10	COVER, ENGINE SPROCKET	1	
34	09250-30003	CAP (OD:36)	1	
35	04211-09129	PIN	2	
36	09103-06239	BOLT (6X65)	2	
37	09103-06227	BOLT (6X95)	2	
38	11362-04K00	CAP, ENG SPROCKET COVER HOLE	1	
39	11362-13K00	DAMPER, ENGINE SPROCKET COVER	1	
40	11363-13K00	PLATE, ENGINE SPROCKET COVER	1	
41	09103-06188	BOLT (6X10)	2	

GSX-S750AL7\_E21\_112A  
CRANKCASE COVER



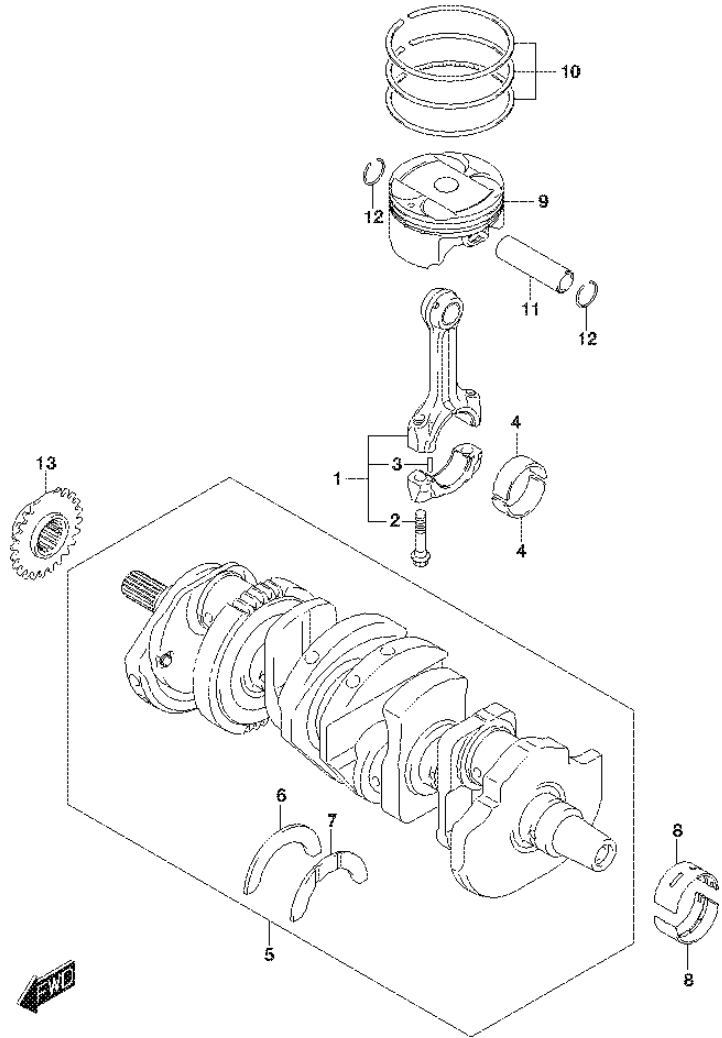
**FIG.116A**



**FIG.116A (1-B-9) OIL PAN/OIL PUMP**

REF NO.	PART NO.	DESCRIPTION	Q'TY	REMARKS
1	11511-21H01	PAN, OIL	1	
2	11489-21H00	GASKET, OIL PAN	1	
3	01547-0625A	BOLT	14	
4	09168-06023	GASKET (5.8X13X1.2)	2	
5	09247-14036	PLUG (14X20)	1	OIL DRAIN
6	09168-14002	GASKET (13.8X18.8X4.8)	1	
7	09248-10010	PLUG (10X10)	1	
8	09168-10002	GASKET (10X14X3.6)	1	
9	11512-44G00	CAP, OIL RELIEF VALVE	1	
10	01547-0620A	BOLT	2	
11	16520-44G00	STRAINER ASSY, ENGINE OIL	1	
12	01550-0616A	BOLT	2	
13	09280-19008	O RING (D:2.62,ID:20.3)	1	
14	16440-24F00	VALVE ASSY, OIL RELIEF	1	
15	09280-13004	.O RING (D:1.9,ID:13)	1	
16	16400-35F00	PUMP ASSY, ENGINE OIL	1	
17	16491-35F00	O RING	1	
18	01547-0620A	BOLT	3	
19	16321-35F01	GEAR, OIL PUMP DRIVE (NT:33)	1	
20	16331-35F00	GEAR, OIL PUMP DRIVEN (NT:35)	1	
21	09181-10158	SHIM (10X18X0.5)	1	
22	09261-04009	PIN (4X15.8)	1	
23	08331-31109	CIRCLIP	1	
24	37820-33D10	SWITCH ASSY, OIL PRESSURE	1	
25	37822-33D00	.BOLT	1	
26	11281-44G00	PIPE, OIL GALLERY	1	
27	09280-13004	O RING (D:1.9,ID:13)	2	

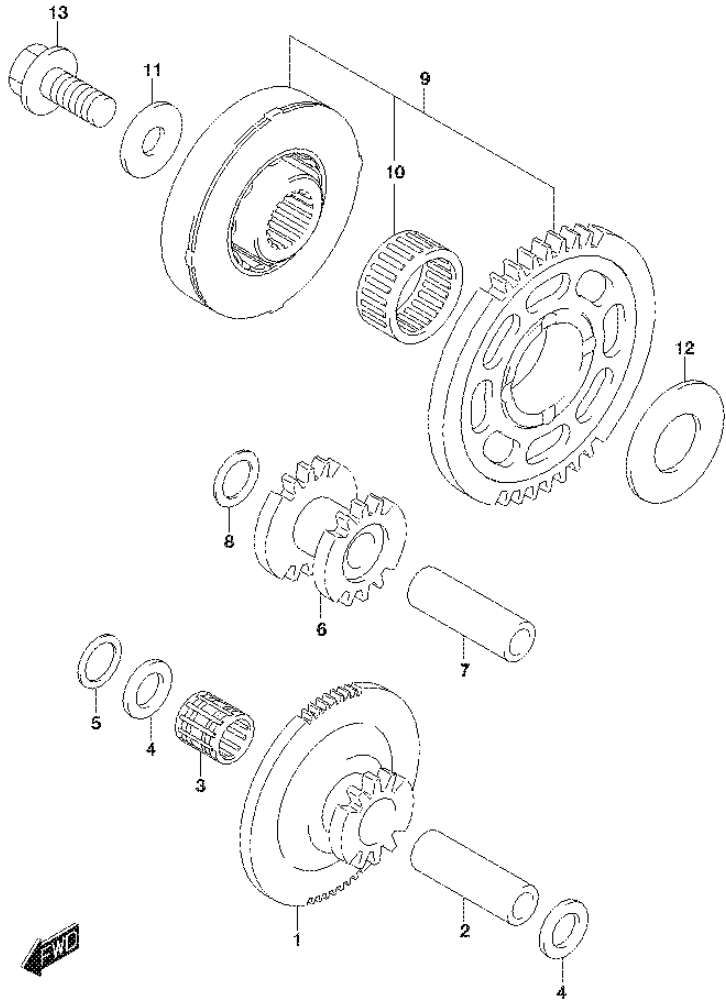
**FIG.120A**



**FIG.120A (1-B-10) CRANKSHAFT**

REF NO.	PART NO.	DESCRIPTION	Q'TY	REMARKS
1	12160-08J10	ROD ASSY, CONNECTING	4	
2	12163-13K00	.BOLT	8	
3	04221-04089	.PIN	8	
4-1	12164-35F10-0A0	BEARING, CRANK PIN (GREEN)	8	
4-2	12164-35F10-0B0	BEARING, CRANK PIN (BLACK)	8	
4-3	12164-35F10-0C0	BEARING, CRANK PIN (BROWN)	8	
4-4	12164-35F10-0D0	BEARING, CRANK PIN (YELLOW)	8	
5	12000-30820	CRANKSHAFT SET	1	
6	12228-17E00-0D0	.BEARING, THRUST RH (GREEN)	1	
7-1	12228-17E00-0A0	.BEARING, THRUST LH (RED)	1	
7-2	12228-17E00-0B0	.BEARING, THRUST LH (BLACK)	1	
7-3	12228-17E00-0C0	.BEARING, THRUST LH (BLUE)	1	
7-4	12228-17E00-0D0	.BEARING, THRUST LH (GREEN)	1	
7-5	12228-17E00-0E0	.BEARING, THRUST LH (YELLOW)	1	
7-6	12228-17E00-0F0	.BEARING, THRUST LH (WHITE)	1	
8-1	12229-35F10-0A0	BEARING, CRANKSHAFT (GREEN)	10	
8-2	12229-35F10-0B0	BEARING, CRANKSHAFT (BLACK)	10	
8-3	12229-35F10-0C0	BEARING, CRANKSHAFT (BROWN)	10	
8-4	12229-35F10-0D0	BEARING, CRANKSHAFT (YELLOW)	10	
9	12111-08J01-0F0	PISTON (YELLOW)	4	
10	12140-08J10	RING SET, PISTON	4	
11	12151-10G00	PIN, PISTON	4	
12	09381-16001	SNAP RING	8	
13	12731-08J00	SPROCKET, CAM CHAIN (NT:17)	1	

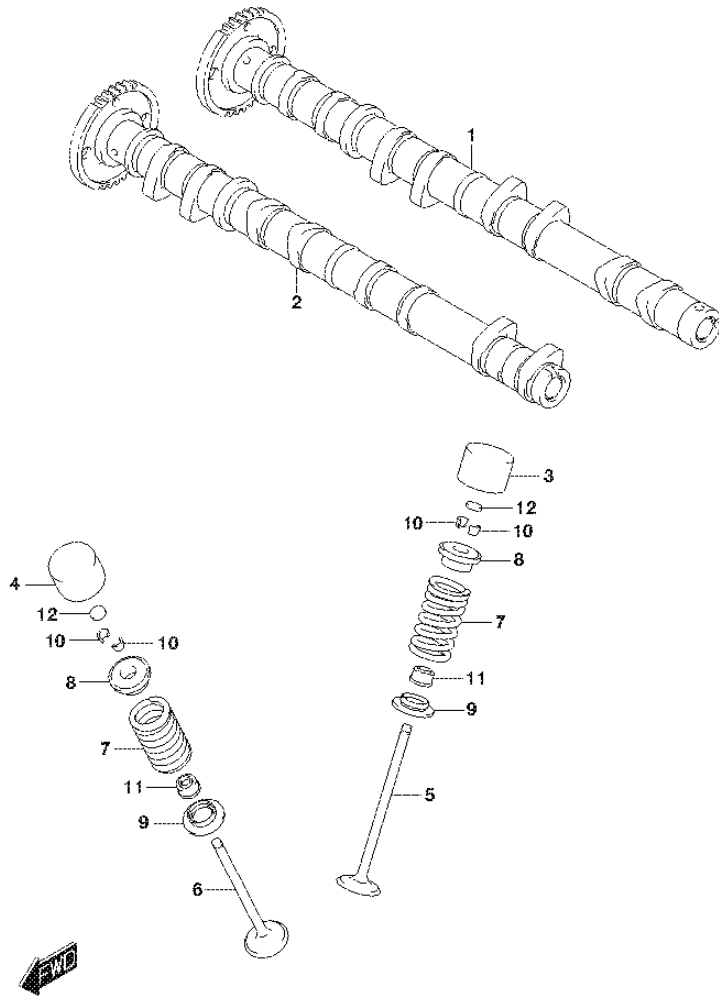
**FIG.122A**



**FIG.122A (1-B-11) STARTER CLUTCH**

REF NO.	PART NO.	DESCRIPTION	Q'TY	REMARKS
1	12611-40F00	GEAR, STARTER IDLE NO.1 (NT:13/70)	1	
2	12151-09204	PIN	1	
3	09263-12023	BEARING (12X16X16)	1	
4	09181-12167	SHIM (12X20X1)	2	
5	09164-12021	WASHER	1	
6	12612-40F00	GEAR, STARTER IDLE NO.2 (NT:15/17)	1	
7	12151-09204	PIN	1	
8	09164-12021	WASHER	1	
9	12600-40831	CLUTCH SET, STARTER (NT:44)	1	
10	09263-26035	BEARING (26X31X16)	1	
11	08211-10285	WASHER	1	
12	08211-20403	WASHER	1	
13	09103-10189	BOLT (10X23)	1	

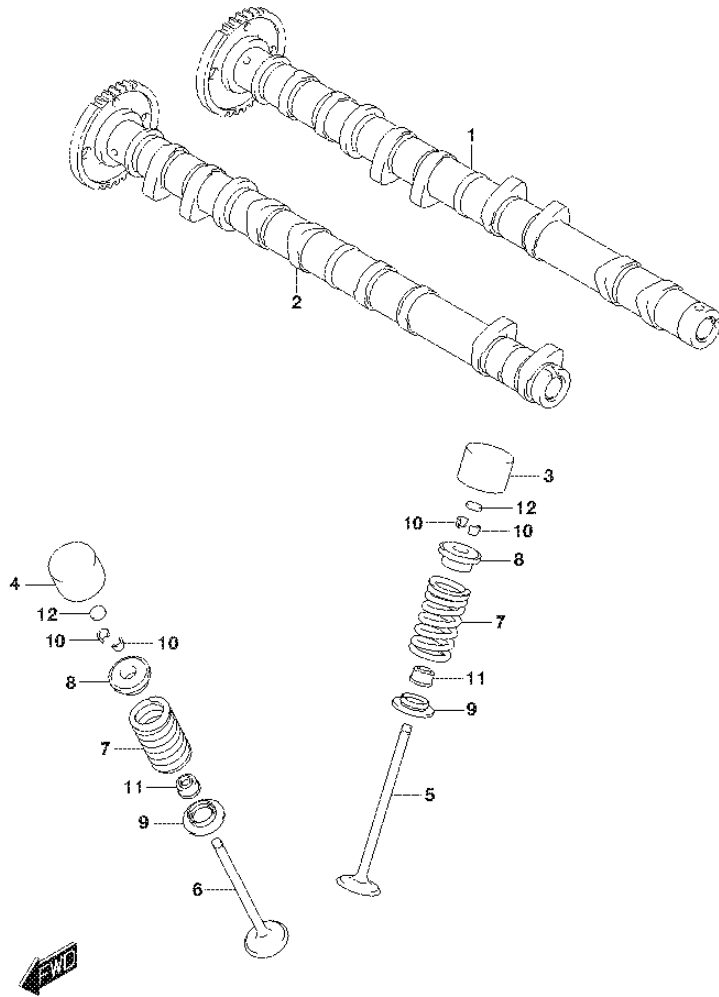
**FIG.126A**



**FIG.126A (1-B-12) CAMSHAFT/VALVE**

REF NO.	PART NO.	DESCRIPTION	Q'TY	REMARKS
1	12710-13K00	CAMSHAFT, INTAKE	1	
2	12720-08J00	CAMSHAFT, EXHAUST	1	
3	12891-44G00	TAPPET, INTAKE	8	
4	12893-44G00	TAPPET, EXHAUST	8	
5	12911-44G20	VALVE, INTAKE	8	
6	12912-44G20	VALVE, EXHAUST	8	
7	12921-40F00	SPRING, VALVE	16	
8	12931-35F10	RETAINER, VALVE SPRING	16	
9	12933-35F10	SEAT, VALVE SPRING	16	
10	12932-05C00	COTTER, VALVE	32	
11	09289-04003	OIL SEAL (3.2X8.6X9)	16	
12-1	12892-05C00-120	SHIM, TAPPET (T:1.20)	16	
12-2	12892-05C00-125	SHIM, TAPPET (T:1.25)	16	
12-3	12892-05C00-130	SHIM, TAPPET (T:1.30)	16	
12-4	12892-05C00-135	SHIM, TAPPET (T:1.35)	16	
12-5	12892-05C00-140	SHIM, TAPPET (T:1.40)	16	
12-6	12892-05C00-145	SHIM, TAPPET (T:1.45)	16	
12-7	12892-05C00-150	SHIM, TAPPET (T:1.50)	16	
12-8	12892-05C00-155	SHIM, TAPPET (T:1.55)	16	
12-9	12892-05C00-160	SHIM, TAPPET (T:1.60)	16	
12-10	12892-05C00-165	SHIM, TAPPET (T:1.65)	16	
12-11	12892-05C00-170	SHIM, TAPPET (T:1.70)	16	
12-12	12892-05C00-175	SHIM, TAPPET (T:1.75)	16	
12-13	12892-05C00-180	SHIM, TAPPET (T:1.80)	16	
12-14	12892-05C00-185	SHIM, TAPPET (T:1.85)	16	
12-15	12892-05C00-190	SHIM, TAPPET (T:1.90)	16	
12-16	12892-05C00-195	SHIM, TAPPET (T:1.95)	16	
12-17	12892-05C00-200	SHIM, TAPPET (T:2.00)	16	
12-18	12892-05C00-205	SHIM, TAPPET (T:2.05)	16	
12-19	12892-05C00-210	SHIM, TAPPET (T:2.10)	16	
12-20	12892-05C00-215	SHIM, TAPPET (T:2.15)	16	
12-21	12892-05C00-220	SHIM, TAPPET (T:2.20)	16	

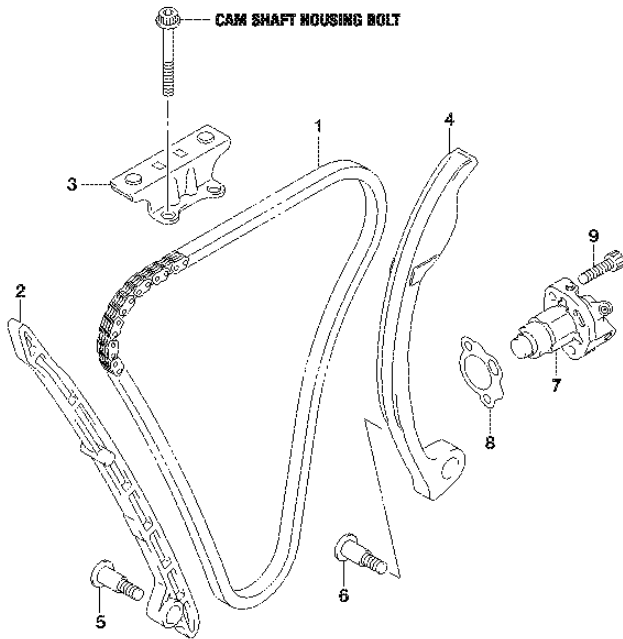
**FIG.126A**



**FIG.126A (1-B-13) CAMSHAFT/VALVE**

REF NO.	PART NO.	DESCRIPTION	Q'TY	REMARKS
13	12800-05830	SHIM SET, TAPPET T:1.20, 1.25..2.95, 3.00 (5PCS.EACH) & CASE	1	OPT NOT ILLUSTRATED
14	99000-69491	.CASE, TAPPET SHIM	1	OPT NOT ILLUSTRATED

**FIG.127A**



**FIG.127A (1-B-14) CAM CHAIN**

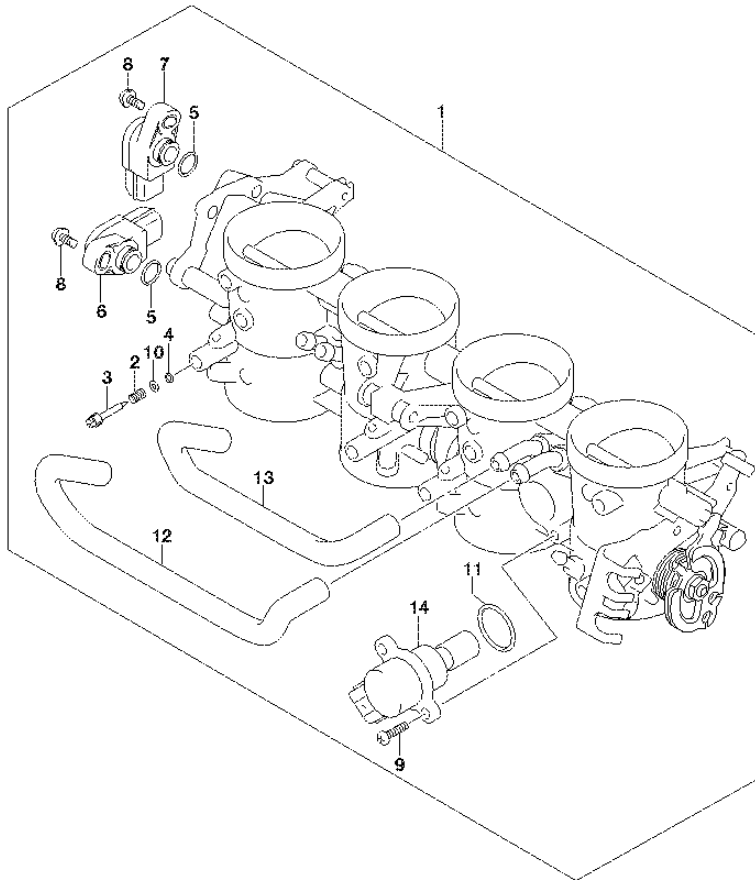
REF NO.	PART NO.	DESCRIPTION	Q'TY	REMARKS
1	12760-35F10	CHAIN, CAM SHAFT DRIVE	1	
2	12771-30G00	GUIDE, CAM CHAIN NO.1	1	
3	12782-35F10	GUIDE, CAM CHAIN NO.2	1	
4	12811-08J00	TENSIONER, CAM CHAIN	1	
5	12812-26B02	BOLT, TENSIONER & GUIDE	1	
6	12812-31G00	BOLT, CAN CHAIN TENSIONER	1	
7	12830-37H00	ADJUSTER ASSY, TENSIONER	1	
8	12837-02H00	GASKET, TENSIONER ADJUSTER	1	
9	07130-0625A	BOLT	2	



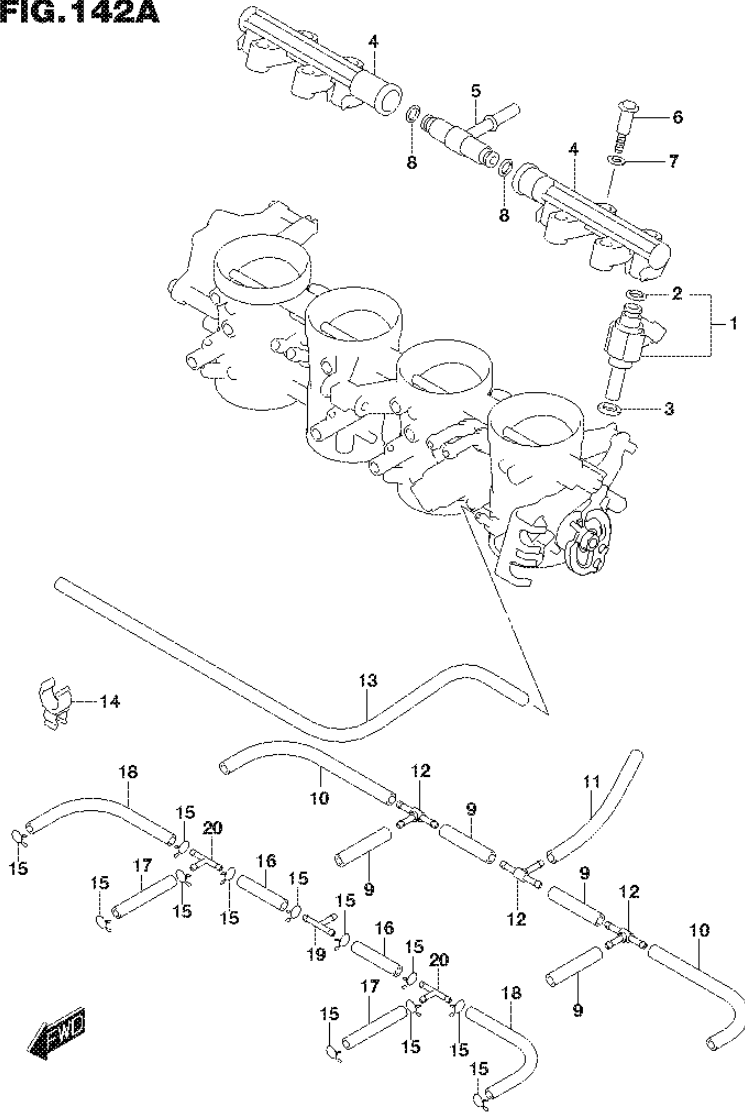
**FIG.140A**

**FIG.140A (1-B-15) THROTTLE BODY**

REF NO.	PART NO.	DESCRIPTION	Q'TY	REMARKS
1	13405-13K10	BODY ASSY, THROTTLE	1	
2	13268-48700	.SPRING	4	
3	13269-33E00	.SCREW	4	
4	13295-29900	.O RING	4	
5	13575-29G00	.O RING	2	
6	13580-14J00	.SENSOR	1	
7	13580-29G00	.SENSOR ASSY	1	
8	13605-02F00	.SCREW	2	
9	13602-05A40	.SCREW	2	
10	13606-47A00	.WASHER	4	
11	13679-37H00	.O RING	1	
12	13698-08J00	.HOSE	1	
13	13698-08J10	.HOSE	1	
14	18117-14J01	.MOTOR ASSY	1	



**FIG.142A**

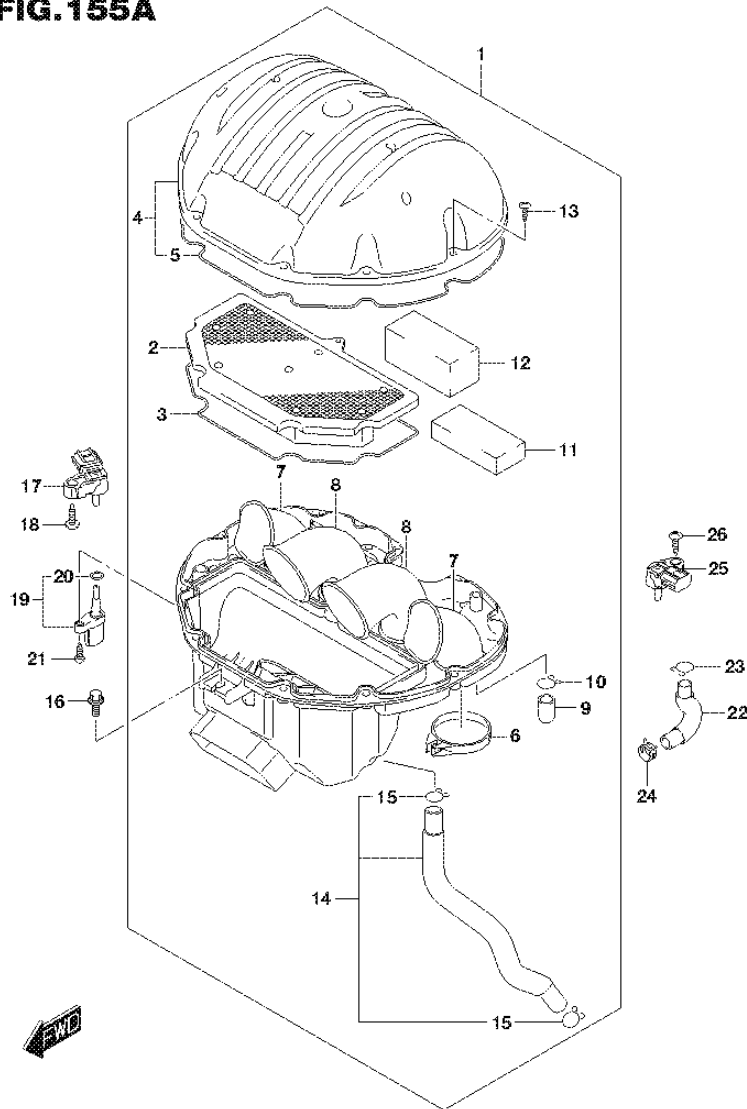


**FIG.142A (1-C-2) THROTTLE BODY HOSE/JOINT**

REF NO.	PART NO.	DESCRIPTION	Q'TY	REMARKS
1	15710-04K00	INJECTOR ASSY	4	
2	15717-58B00	.O RING	4	
3	15722-14J00	RING, SEAL	4	
4	13473-08J00	PIPE, DELIVERY	2	
5	13473-04K00	NIPPLE ASSY	1	
6	13601-29G00	SCREW	4	
7	13602-29G00	PACKING	4	
8	15721-08J00	O RING	2	
9	13681-39F00-035	HOSE (7.4X3.2X35)	4	
10	13681-39F00-100	HOSE (7.4X3.2X100)	2	
11	09355-30705-600	HOSE (3X7X600)	1	L:600->135
12	13685-02FA0	NIPPLE	3	
13	13683-13K20	HOSE	1	
14	09408-00309	CLAMP	1	
15	09401-06101	CLIP	12	
16	13683-04K60	HOSE	2	
17	13683-13K10	HOSE	2	
18	13683-13K00	HOSE	2	
19	13685-04F10	NIPPLE	1	
20	13685-02FA0	NIPPLE	2	



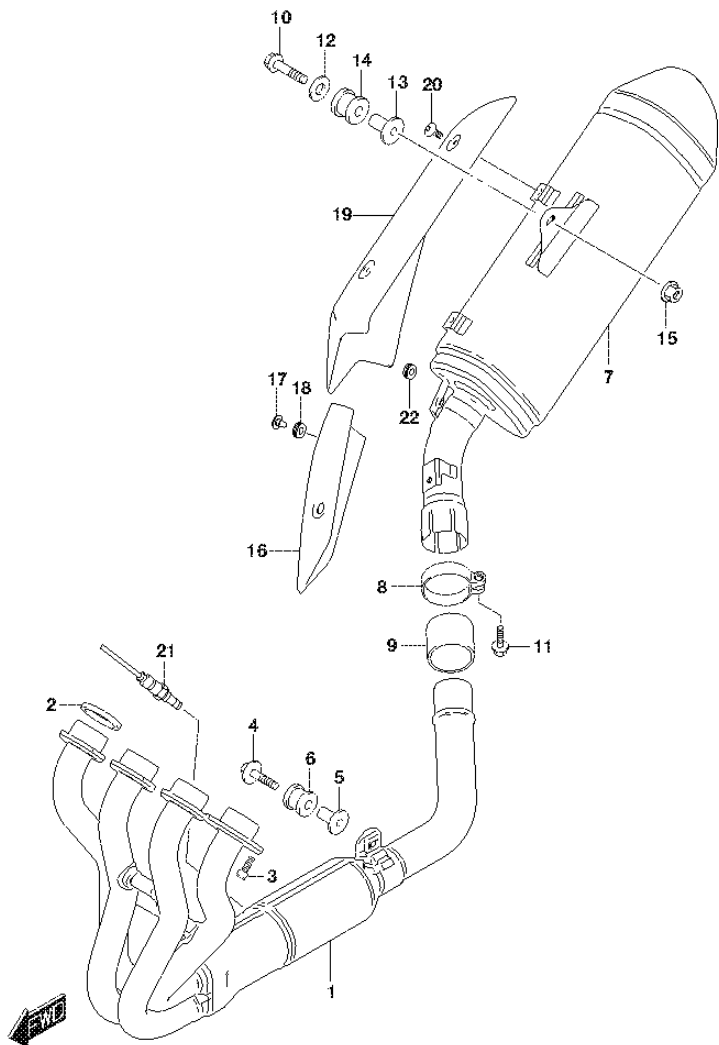
**FIG.155A**



**FIG.155A (1-C-3) AIR CLEANER**

REF NO.	PART NO.	DESCRIPTION	Q'TY	REMARKS
1	13700-13K00	CLEANER ASSY, AIR	1	
2	13780-44G00	.FILTER ASSY	1	
3	13756-44G00	.GASKET, CASE	1	
4	13740-08J00	.CAP	1	
5	13746-08J00	.GASKET, CAP	1	
6	13170-25D01	.CLAMP	4	
7	13881-08J01	.TUBE, OUTLET A	2	
8	13882-08J01	.TUBE, OUTLET B	2	
9	13859-41B10	.PLUG	1	
10	09401-14101	.CLIP	1	
11	13788-08J00	.FILTER, BREATHER A	1	
12	13789-08J00	.FILTER, BREATHER B	1	
13	03541-0520A	.SCREW	12	
14	13850-13K00	.TUBE, BREATHER	1	
15	09401-14101	.CLIP	2	
16	09116-06130	BOLT (6X16)	1	
17	18590-18K00	SENSOR, AIR PRESSURE	1	
18	03541-0525A	SCREW	1	
19	13650-41F10	SENSOR, AIR TEMPERATURE	1	
20	13655-41F10	.O RING	1	
21	03511-0516A	SCREW	1	
22	13697-08J00	HOSE, ISC VALVE	1	
23	09401-15101	CLIP	1	
24	09401-16407	CLIP	1	
25	18590-18K00	SENSOR, BOOST	1	
26	03541-0525B	SCREW	1	

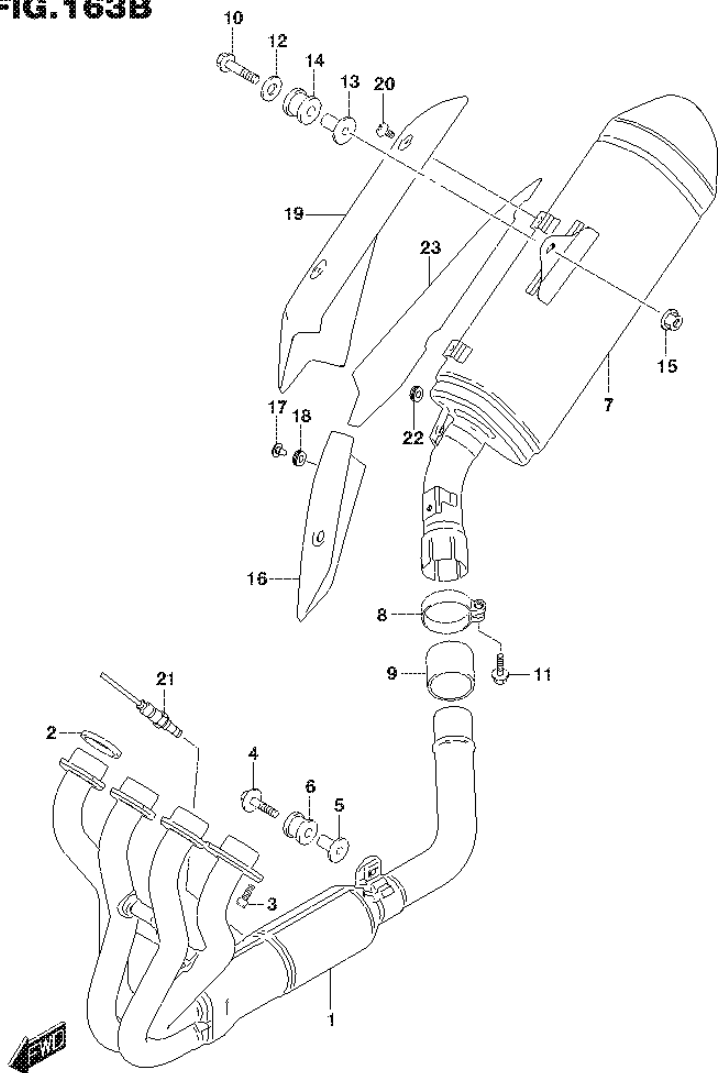
**FIG.163A**



**FIG.163A (1-C-4) MUFFLER (GSX-S750AL7 E21)**

REF NO.	PART NO.	DESCRIPTION	Q'TY	REMARKS
1	14100-13K20	EXHAUST	1	
2	14181-46E10	GASKET, EXHAUST PIPE	4	
3	09106-08178	BOLT (8X25)	8	
4	09118-08152-A05	BOLT (8X45)	1	
5	09180-08152	SPACER (8.6X12X24.2)	1	
6	09320-12077	CUSHION	1	
7	14310-13K00-H01	BODY, MUFFLER	1	
8	14459-08J00	CLAMP	1	
9	14771-42F31	CONNECTOR, MUFFLER	1	
10	09106-08164	BOLT (8X45)	1	
11	09106-08162	BOLT (8X40)	1	
12	09160-08142	WASHER (8.5X28X1.5)	1	
13	09180-08152	SPACER (8.6X12X24.2)	1	
14	09320-12048	CUSHION	1	
15	08361-2508A	NUT	1	
16	14770-13K00	COVER, MUFFLER FRONT	1	
17	09139-06124	SCREW (6X12)	2	
18	09320-08066	CUSHION	2	
19	14781-13K00	COVER, MUFFLER CENTER	1	
20	09139-06078	SCREW (6X10)	2	
21	18213-18K00	SENSOR, OXYGEN	1	
22	09320-04009	GROMMET	1	

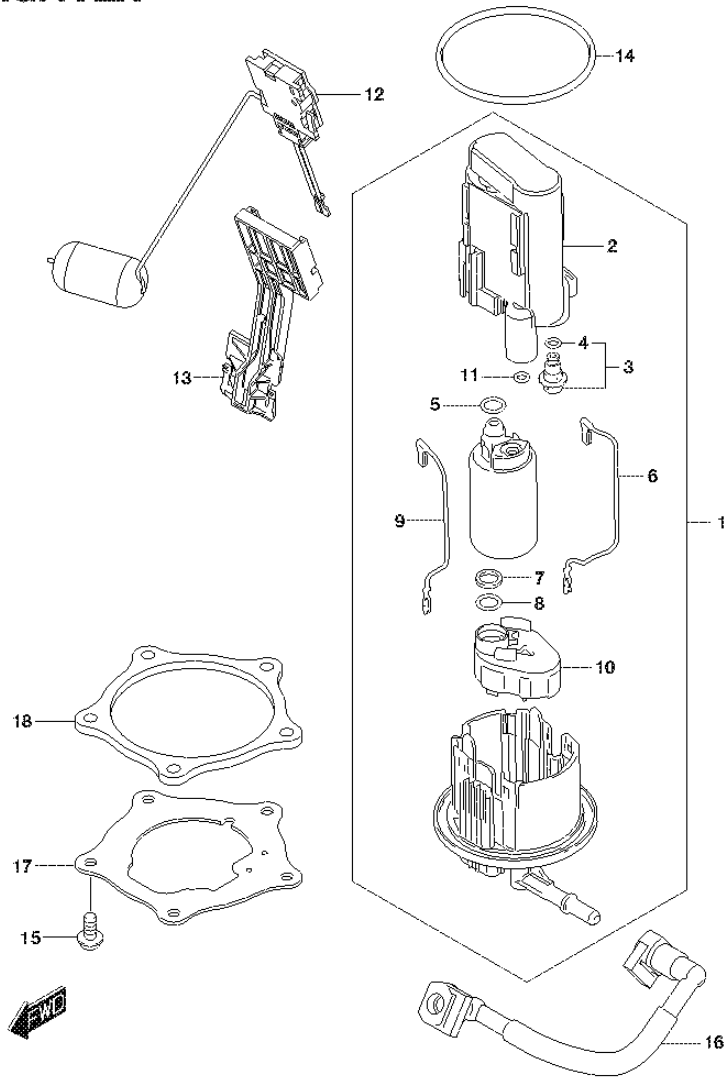
**FIG.163B**



**FIG.163B (1-C-5) MUFFLER (GSX-S750AZL7 E21)**

REF NO.	PART NO.	DESCRIPTION	Q'TY	REMARKS
1	14100-13K20	EXHAUST	1	
2	14181-46E10	GASKET, EXHAUST PIPE	4	
3	09106-08178	BOLT (8X25)	8	
4	09118-08152-A05	BOLT (8X45)	1	
5	09180-08152	SPACER (8.6X12X24.2)	1	
6	09320-12077	CUSHION	1	
7	14310-13K30	BODY, MUFFLER	1	
8	14459-08J00	CLAMP	1	
9	14771-42F31	CONNECTOR, MUFFLER	1	
10	09106-08164	BOLT (8X45)	1	
11	09106-08162	BOLT (8X40)	1	
12	09160-08142	WASHER (8.5X28X1.5)	1	
13	09180-08152	SPACER (8.6X12X24.2)	1	
14	09320-12048	CUSHION	1	
15	08361-2508A	NUT	1	
16	14770-13K10	COVER, MUFFLER FRONT	1	
17	09139-06124	SCREW (6X12)	2	
18	09320-08066	CUSHION	2	
19	14781-13K10	COVER, MUFFLER CENTER	1	
20	09139-06078	SCREW (6X10)	2	
21	18213-18K00	SENSOR, OXYGEN	1	
22	09320-04009	GROMMET	1	
23	14784-13K00	SHIELD, MUF COVER HEAT	1	

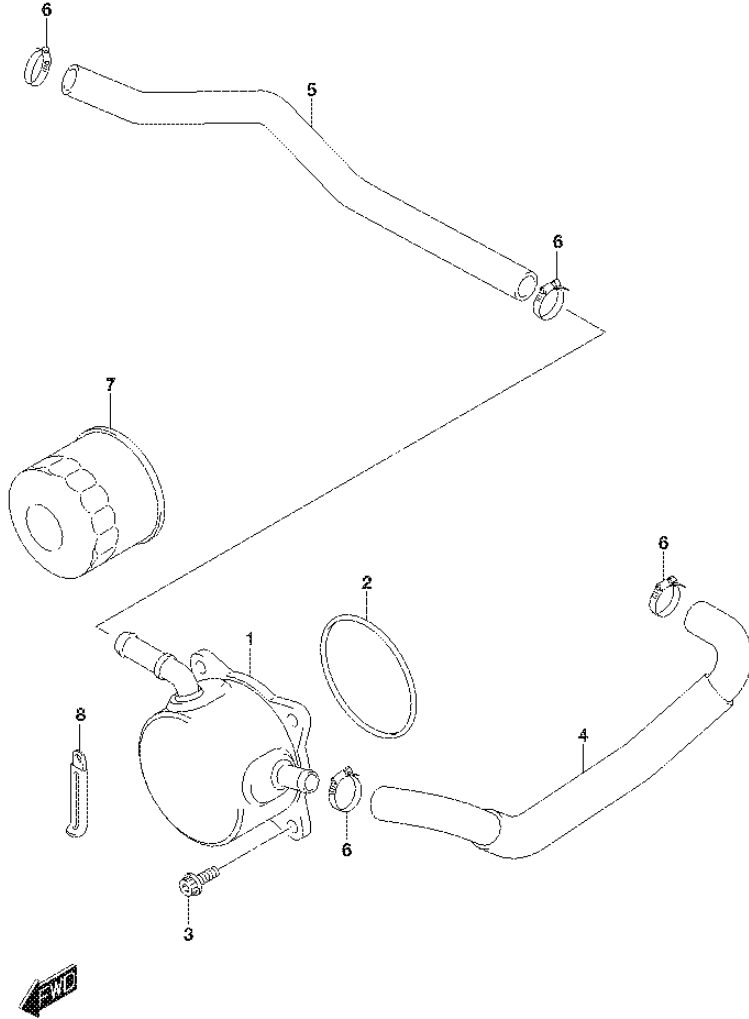
**FIG.172A**



**FIG.172A (1-C-6) FUEL PUMP**

REF NO.	PART NO.	DESCRIPTION	Q'TY	REMARKS
1	15100-17K00	PUMP ASSY, FUEL	1	
2	15310-17K00	.FILTER	1	
3	15610-17K00	.REGULATOR	1	
4	15113-48H00	.O RING	1	
5	15113-05H00	.O RING	1	
6	15114-17K00	.WIRE, EARTH	1	BLACK
7	15116-17K00	.COLLAR	1	
8	15113-17K00	.O RING	1	
9	15115-17K00	.WIRE, LEAD	1	BLUE
10	15420-17K00	.STRAINER	1	
11	15113-35F00	.O RING	1	
12	34810-13K00	GAUGE ASSY, FUEL SENDER	1	
13	34815-13K00	ATTACHMENT, FUEL LEVEL	1	
14	15201-17K01	O RING	1	
15	07120-0616A	BOLT	5	
16	15810-13K00	HOSE, FUEL	1	
17	15121-17K00	PLATE, FUEL PUMP OUTER	1	
18	15122-17K00	PLATE, FUEL PUMP INNER	1	

**FIG.178A**



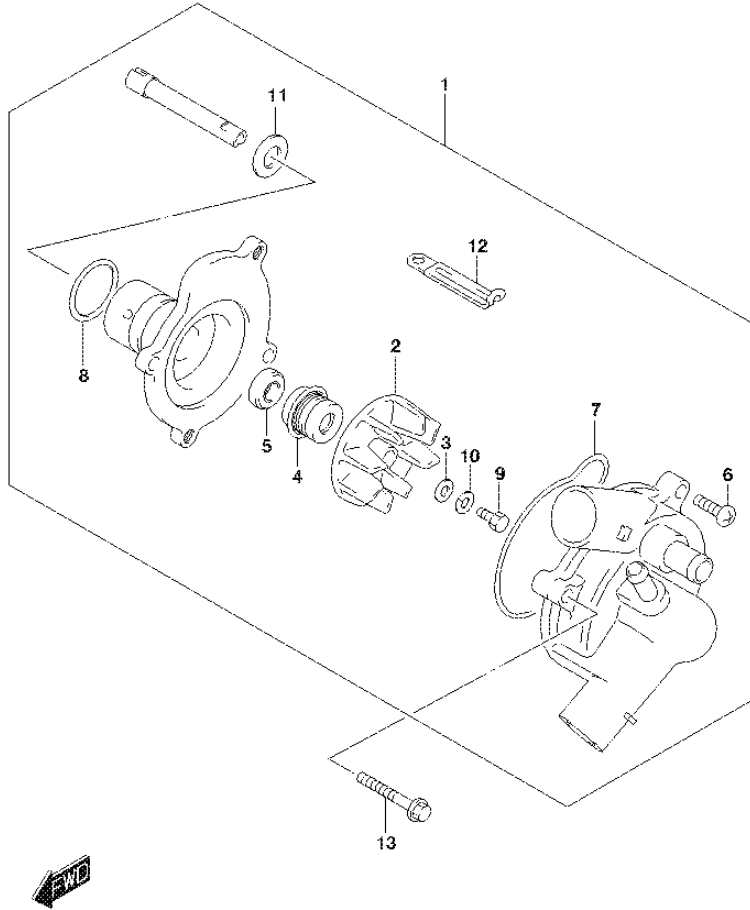
**FIG.178A (1-C-7) OIL COOLER**

REF NO.	PART NO.	DESCRIPTION	Q'TY	REMARKS
1	16600-29G00	COOLER ASSY, OIL	1	
2	09280-64003	O RING (D:3.1,ID:63.9)	1	
3	09106-06099	BOLT (6X16)	4	
4	16461-08J00	HOSE, OIL COOLER WATER INLET	1	
5	16471-08J00	HOSE, OIL COOLER WATER OUTLET	1	
6	09402-22512	CLAMP	4	
7	16510-07J00	FILTER ASSY, ENGINE OIL	1	
8	09404-06433	CLAMP (L:80)	1	

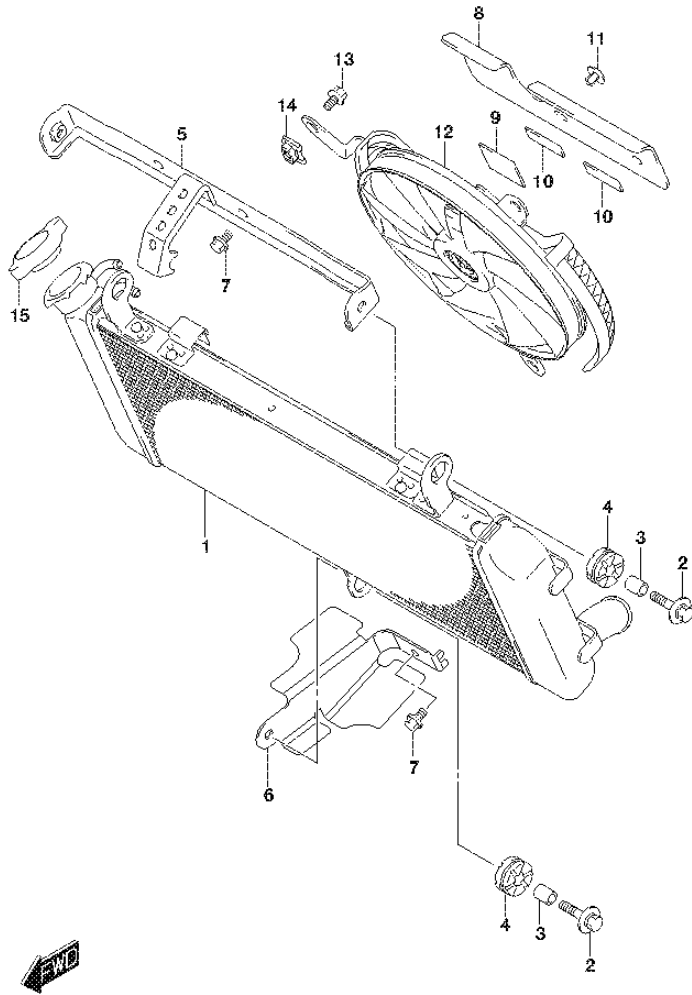
**FIG.180A**

**FIG.180A (1-C-8) WATER PUMP**

REF NO.	PART NO.	DESCRIPTION	Q'TY	REMARKS
1	17400-35F30	PUMP ASSY, WATER	1	
2	17491-17E01	.IMPELLER	1	
3	09168-06025	.GASKET (6X15X2.2)	1	
4	17470-02F10	.SEAL, MECHANICAL	1	
5	17461-48G00	.OIL SEAL	1	
6	02112-0616A	.SCREW	2	
7	17418-33400	.O RING	1	
8	17435-33400	.O RING	1	
9	09100-06099	.BOLT (6X13)	1	
10	09164-06006	.WASHER	1	
11	17432-07G00	.WASHER	1	
12	09404-06429	.CLAMP (L:45)	1	
13	01550-0635A	BOLT	2	



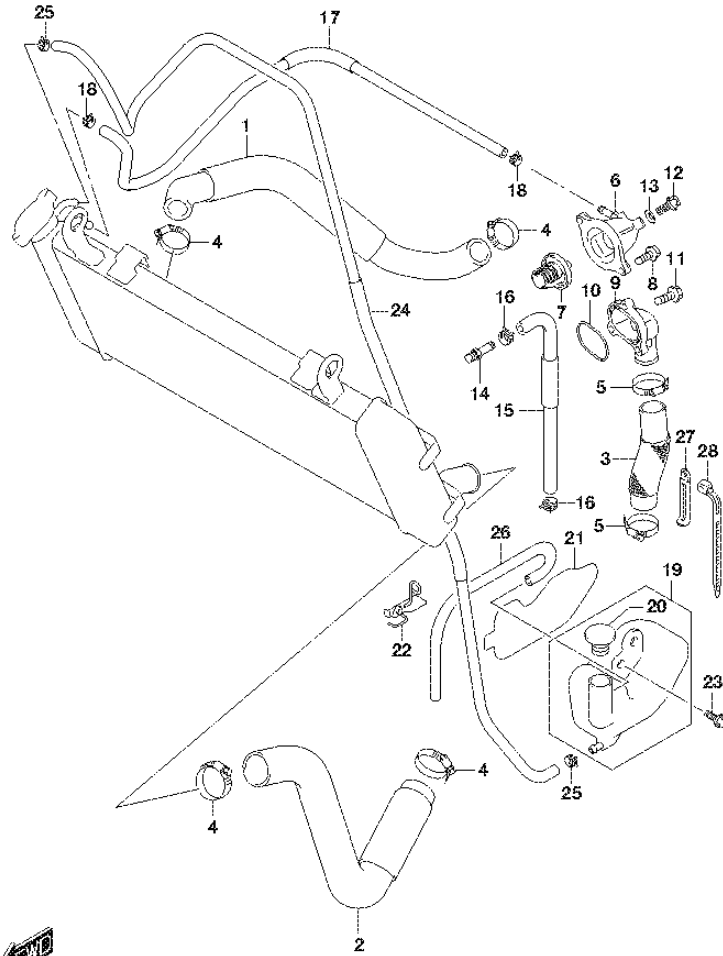
**FIG.185A**



**FIG.185A (1-C-9) RADIATOR**

REF NO.	PART NO.	DESCRIPTION	Q'TY	REMARKS
1	17710-13K00	RADIATOR ASSY, WATER	1	
2	09118-06122	BOLT (6X25)	3	
3	09180-06290	SPACER (6.5X10X12)	3	
4	09320-10051	CUSHION	3	
5	17740-08J10	BRACKET, RADIATOR UPPER	1	
6	17750-13K00	BRACKET, RADIATOR LOWER	1	
7	01550-0612A	BOLT	3	
8	17771-08J00	SHIELD, HEAT	1	
9	44894-24A00	CUSHION, HEAT SHIELD	1	
10	94476-38C00	CUSHION, HEAT SHIELD	2	
11	09409-06322	CLIP (BLACK)	2	
12	17800-13K00	FAN ASSY, RADIATOR	1	
13	17711-08J00	BOLT	3	
14	17712-40F00	NUT	3	
15	17730-08J00	CAP, RADIATOR	1	

**FIG.187A**

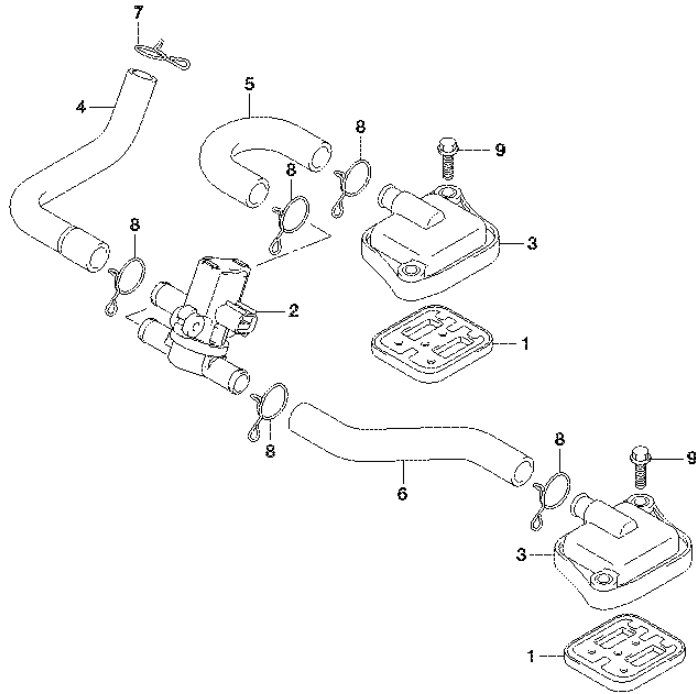


**FIG.187A (1-C-10) RADIATOR HOSE**

REF NO.	PART NO.	DESCRIPTION	Q'TY	REMARKS
1	17851-08J00	HOSE, RADIATOR INLET	1	
2	17852-08J20	HOSE, RADIATOR OUTLET	1	
3	17853-35F10	HOSE, CYLINDER INLET	1	
4	09402-35501	CLAMP	4	
5	09402-35501	CLAMP	2	
6	17661-35F00	COVER, THERMOSTAT	1	
7	17670-76G00	THERMOSTAT, WATER	1	
8	01547-0620A	BOLT	2	
9	17861-08J00	CONNECTOR, CYLINDER WATER	1	
10	17863-33E00	O RING	1	
11	01547-0620A	BOLT	3	
12	17568-50F00	BOLT, THERMOSTAT COVER AIR	1	
13	09168-06026	GASKET (6.4X11.5X0.8)	1	
14	09362-09011	UNION	1	
15	17854-08J00	HOSE, WATER BYPASS	1	
16	09401-12414	CLAMP	2	
17	17855-13K00	HOSE, WATER AIR BLEED	1	
18	09401-10409	CLIP	2	
19	17910-08J00	TANK ASSY, RESERVOIR	1	
20	17931-02FA0	.CAP	1	
21	17912-08J00	SHIELD, RESERVIOR TANK HEAT	1	
22	17914-08J00	PLATE, RESERVOIR TANK CAP	1	
23	09111-06085	BOLT (6X12)	2	
24	17981-13K10	HOSE, RESERVOIR TANK INLET	1	
25	09401-08411	CLIP	2	
26	17981-19F00	HOSE, OVER FLOW	1	CUT AS REQUIRED
27	09404-06429	CLAMP (L:45)	1	
28	09407-19401	CLAMP (L:190)	1	



**FIG.189A**

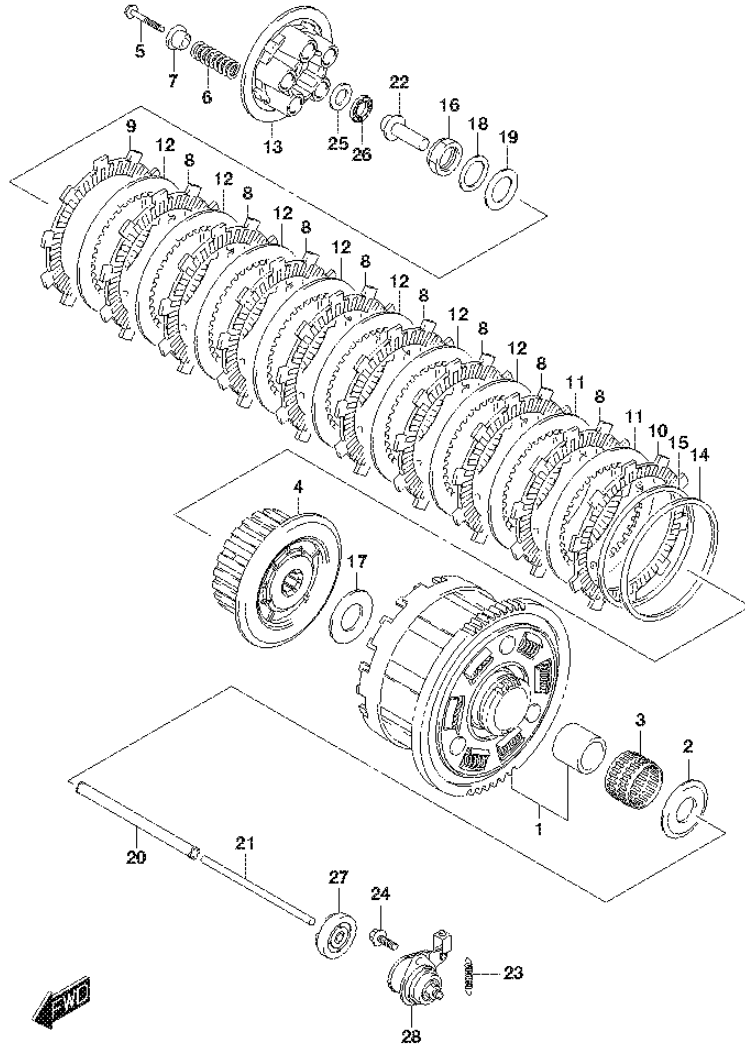


**FIG.189A (1-C-11) 2ND AIR**

REF NO.	PART NO.	DESCRIPTION	Q'TY	REMARKS
1	18450-35F11	VALVE ASSY, 2ND AIR REED	2	
2	18510-29G31	VALVE ASSY, AIR CUT	1	
3	18531-35F30	COVER, 2ND AIR REED VALVE	2	
4	18711-08J00	HOSE, 2ND AIR CLEANER	1	
5	18461-08J00	HOSE, 2ND AIR VALVE RH	1	
6	18471-08J00	HOSE, 2ND AIR VALVE LH	1	
7	09401-17201	CLIP	1	
8	09401-17201	CLIP	5	
9	01547-0620A	BOLT	4	



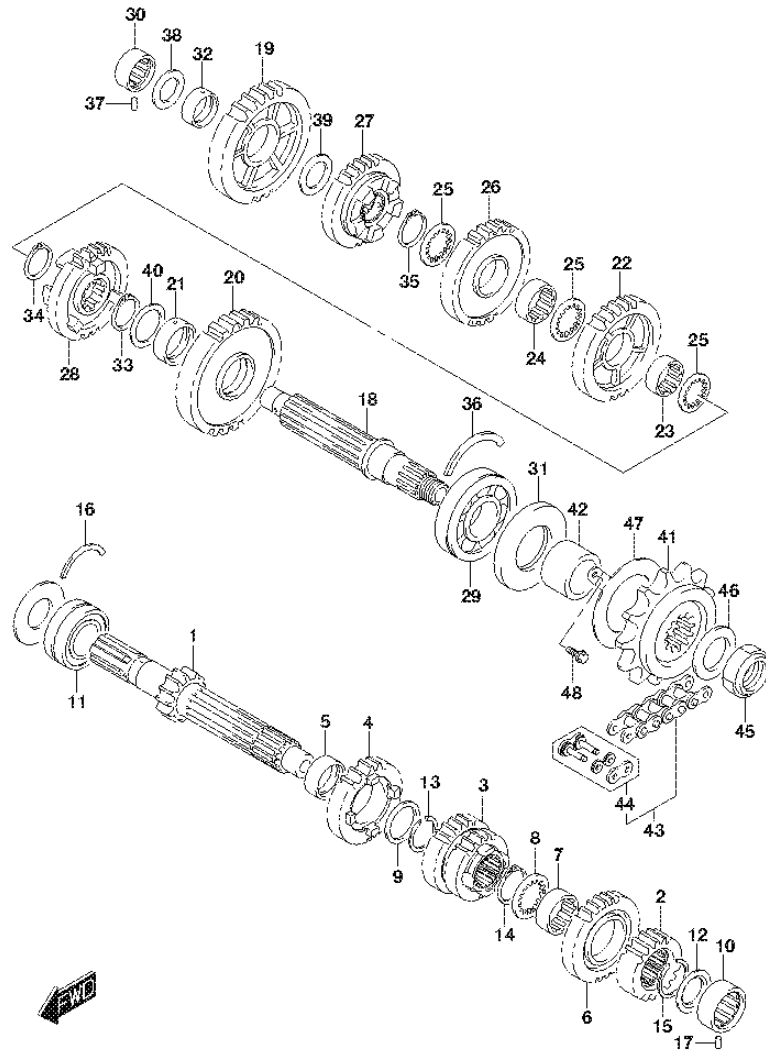
**FIG.201A**



**FIG.201A (1-C-12) CLUTCH**

REF NO.	PART NO.	DESCRIPTION	Q'TY	REMARKS
1	21200-35830	GEAR ASSY, PRIMARY DRIVEN (NT:78)	1	
2	09160-25073	WASHER (25X54X2.4)	1	
3	09263-35036	BEARING (35X40X29.8)	1	
4	21410-35F20	HUB, CLUTCH SLEEVE	1	
5	21482-40F00	BOLT, CLUTCH SPRING	5	
6	21413-08J00	SPRING, CLUTCH	5	
7	21414-29F00	WASHER, CLUTCH SPRING	5	
8	21441-31EA0	PLATE, CLUTCH DRIVE NO.1 (T:3.0)	8	
9	21441-31E60	PLATE, CLUTCH DRIVE NO.2 (T:3.0)	1	
10	21442-31E21	PLATE, CLUTCH DRIVE NO.3 (T:3.0)	1	
11	21451-31E00	PLATE, CLUTCH DRIVEN NO.1 (T:1.6)	2	
12	21451-31E10	PLATE, CLUTCH DRIVEN NO.2 (T:2.0)	7	
13	21462-35F00	DISC, CLUTCH PRESSURE	1	
14	21471-31E20	SEAT, WAVE WASHER	1	
15	21472-39F00	WASHER, CLUTCH PLATE WAVE	1	
16	09159-24010	NUT	1	
17	09160-25056	WASHER (25X50X2.5)	1	
18	09164-24008	WASHER	1	
19	09181-25223	SHIM (25X38X1)	1	
20	23110-27A00	ROD, CLUTCH	1	
21	23111-35F00	ROD, CLUTCH PUSH LH	1	
22	23121-31E00	PIECE, CLUTCH PUSH	1	
23	09443-09051	SPRING	1	
24	01550-0616A	BOLT	2	
25	09160-15045	WASHER (15.5X28X1)	1	
26	09263-15003	BEARING (15X28X2)	1	
27	09283-06010	OIL SEAL (6X34X10.5)	1	
28	23200-35F01	SCREW ASSY, CLUTCH RELEASE	1	

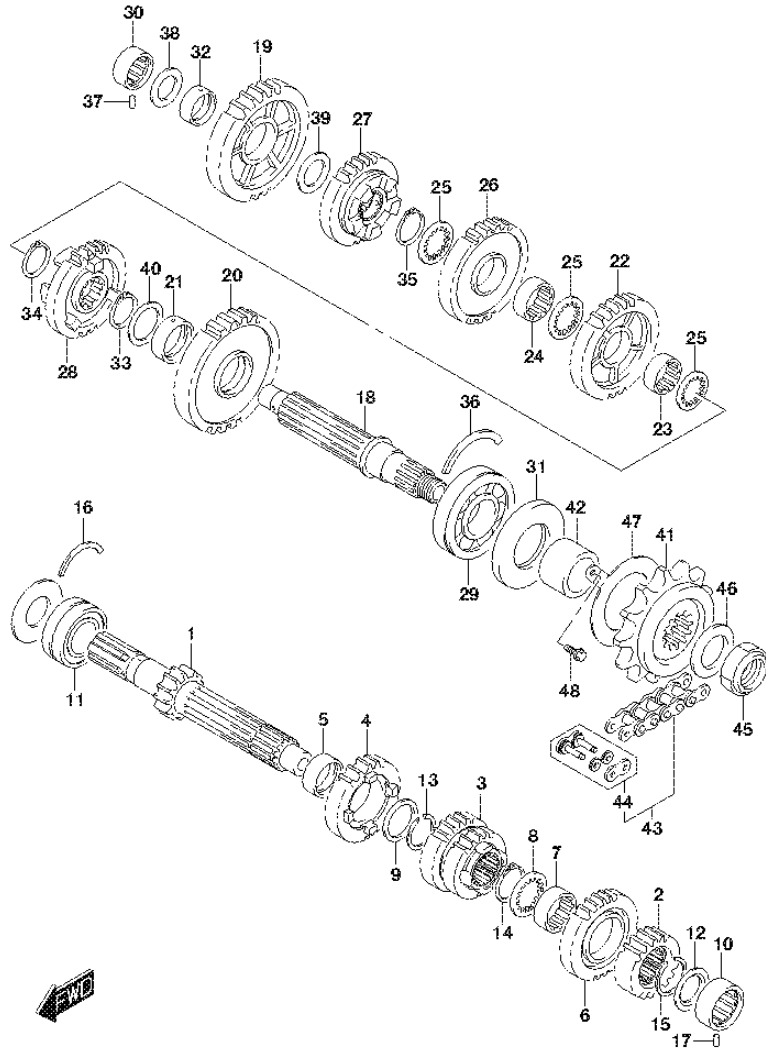
**FIG.206A**



**FIG.206A (1-C-13) TRANSMISSION**

REF NO.	PART NO.	DESCRIPTION	Q'TY	REMARKS
1	24120-35F30	SHAFT, COUNTER (NT:14)	1	
2	24221-35F00	GEAR, 2ND DRIVE (NT:19)	1	
3	24231-35F01	GEAR, 3RD & 4TH DRIVE (NT:20/22)	1	
4	24251-35F30	GEAR, 5TH DRIVE (NT:23)	1	
5	24252-35F00	BUSH 5TH DRIVE GEAR	1	
6	24261-35F30	GEAR, 6TH DRIVE (NT:27)	1	
7	24262-35F10	BUSH, 6TH DRIVE GEAR	1	
8	09167-27003	LOCK WASHER	1	
9	09181-27014	SHIM (27X36X2.5)	1	
10	09263-20087	BEARING (20X34X13.5)	1	LH
11	09267-25013	BEARING (25X52X20.6)	1	RH
12	09285-20006	OIL SEAL (20X31.2X2.7)	1	
13	09380-27006	CIRCLIP	1	
14	09380-27006	CIRCLIP	1	
15	09380-27004	CIRCLIP	1	
16	09390-58001	C RING	1	RH
17	09261-06003	PIN (6X10)	1	LH
18	24131-35F30	SHAFT, DRIVE	1	
19	24311-35F20	GEAR, 1ST DRIVEN (NT:39)	1	
20	24321-35F11	GEAR, 2ND DRIVEN (NT:39)	1	
21	24322-35F00	BUSH, 2ND DRIVEN GEAR	1	
22	24331-35F10	GEAR, 3RD DRIVEN (NT:37)	1	
23	24332-35F00	BUSH, 3RD DRIVEN GEAR	1	
24	24332-35F00	BUSH, 4TH DRIVEN GEAR	1	
25	24333-02F00	WASHER, 3RD & 4TH DRIVEN GEAR	3	
26	24341-35F10	GEAR, 4TH DRIVEN (NT:29)	1	
27	24351-35F10	GEAR, 5TH DRIVEN (NT:30)	1	
28	24361-35F30	GEAR, 6TH DRIVEN (NT:31)	1	
29	09262-28025	BEARING (28X70X18)	1	LH
30	09263-20087	BEARING (20X34X13.5)	1	RH
31	09283-36008	OIL SEAL (34.8X70X6)	1	
32	09300-22008	BUSH (22X26X9)	1	

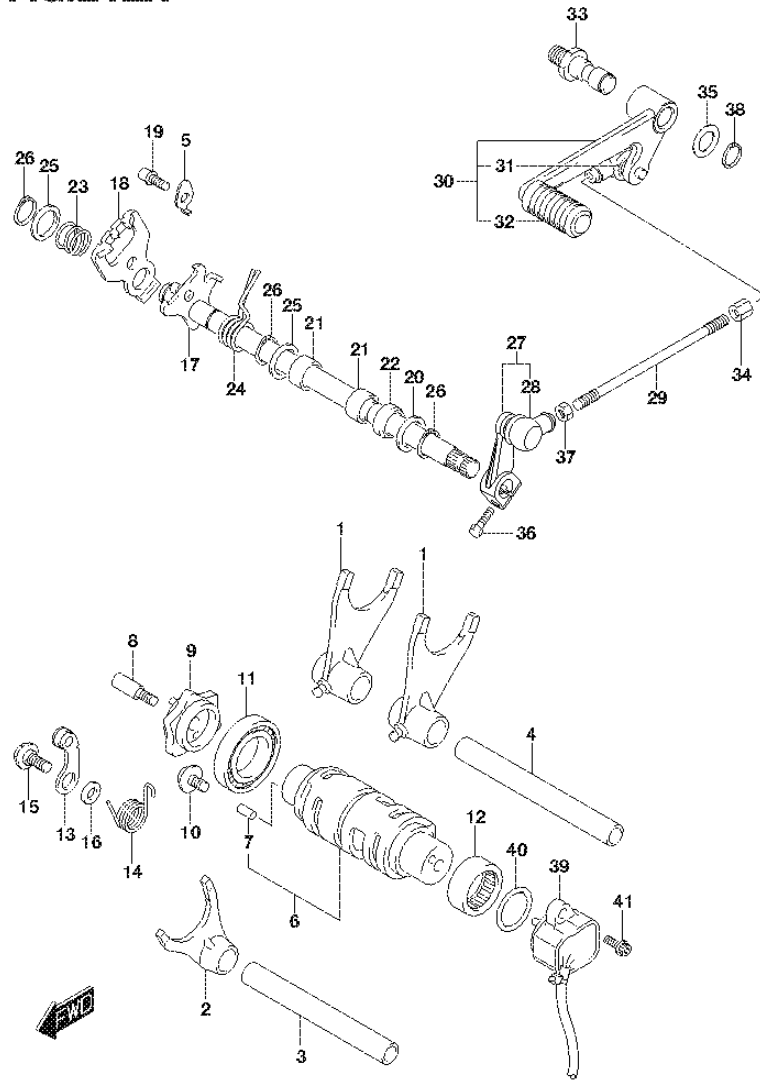
**FIG.206A**



**FIG.206A (1-C-14) TRANSMISSION**

REF NO.	PART NO.	DESCRIPTION	Q'TY	REMARKS
33	09380-27006	CIRCLIP	1	
34	09380-27006	CIRCLIP	1	
35	09380-27006	CIRCLIP	1	
36	09390-70001	C RING	1	LH
37	09261-06003	PIN (6X10)	1	RH
38	09181-20251	SHIM (20X34X1)	1	
39	09181-22223	SHIM (22X34X1)	1	
40	09160-27008	WASHER (27X36X1)	1	
41	27510-20A20	SPROCKET, ENGINE (NT:17)	1	
42	27531-35F01	SPACER, ENGINE SPROCKET	1	
43	27600-06G40-114	CHAIN ASSY (RK 525SMOZ8)	1	
44	27620-06G40	.JOINT SET, CHAIN	1	
45	09159-20004	NUT	1	
46	09160-25009	WASHER (25X41X3)	1	
47	24751-04K00	RETAINER,DRIVE SHAFT OIL SEAL	1	
48	09103-06236	BOLT (6X12)	2	

**FIG.212A**



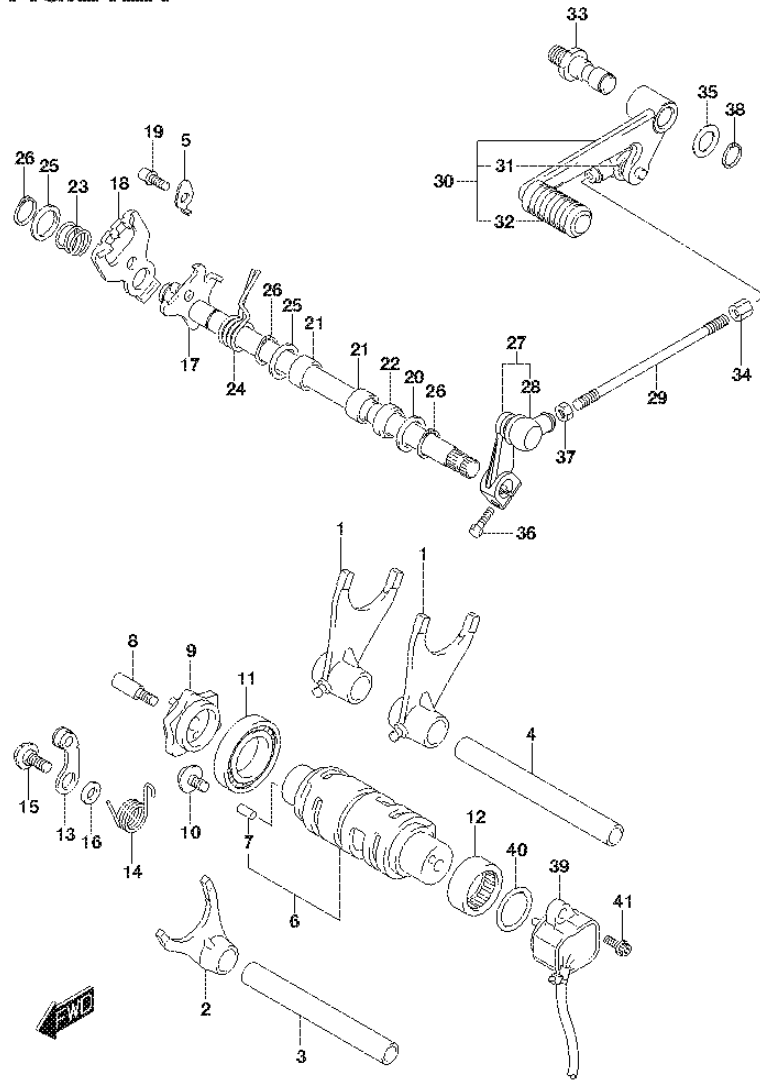
GSX-S750AL7\_E21\_212A  
GEAR SHIFTING

**FIG.212A (1-C-15) GEAR SHIFTING**

REF NO.	PART NO.	DESCRIPTION	Q'TY	REMARKS
1	25211-35F11	FORK, GEAR SHIFT, NO.1	2	
2	25231-35F11	FORK, GEAR SHIFT, NO.3	1	
3	25411-26D01	SHAFT, GEAR SHIFT FORK, NO.2	1	
4	25411-35F00	SHAFT, GEAR SHIFT FORK, NO.1	1	
5	25451-35F00	RETAINER, SHIFT FORK SHAFT	1	
6	25310-35F00	CAM, GEAR SHIFT	1	
7	04221-04089	.PIN	1	
8	25312-42F01	BOLT, GEAR SHIFT CAM PLATE	1	
9	25381-13E30	PLATE, GEAR SHIFT CAM	1	
10	09136-06147	SCREW (6X12)	2	
11	09262-25006	BEARING (25X47X8)	1	
12	09263-25018	BEARING (25X32X12)	1	LH
13	25350-35F00	STOPPER, SHIFT CAM	1	
14	25355-05G00	SPRING, SHIFT CAM STOPPER ARM	1	
15	09111-06041	BOLT (6X14.3)	1	
16	08211-06141	WASHER	1	
17	25510-08J00	SHAFT, GEAR SHIFT	1	
18	25512-06G10	PLATE, GEAR SHIFT CAM DRIVE	1	
19	25671-35F00	STOPPER, GEAR SHIFT ARM	1	
20	09160-14016	WASHER (14X29X0.8)	1	LH
21	09263-14027	BEARING (14X20X12)	2	
22	09283-14006	OIL SEAL (14X22X6)	1	
23	09440-17009	SPRING	1	
24	09444-20001	SPRING	1	
25	09181-14167	SHIM (14X22X1)	2	
26	08331-3114A	CIRCLIP	3	
27	25520-06G20	ARM, GEAR SHIFT LINK	1	
28	25526-47000	.COVER, DUST	1	
29	25525-12B10	ROD, GEAR SHIFT LINK	1	
30	25600-08J10	LEVER ASSY, GEAR SHIFT	1	
31	25526-47000	.COVER, DUST	1	
32	25652-20C00	.RUBBER, GEAR SHIFT PEDAL	1	

GSX-S750AL7\_E21

**FIG.212A**



GSX-S750AL7\_E21\_212A  
GEAR SHIFTING

**FIG.212A (1-D-2) GEAR SHIFTING**

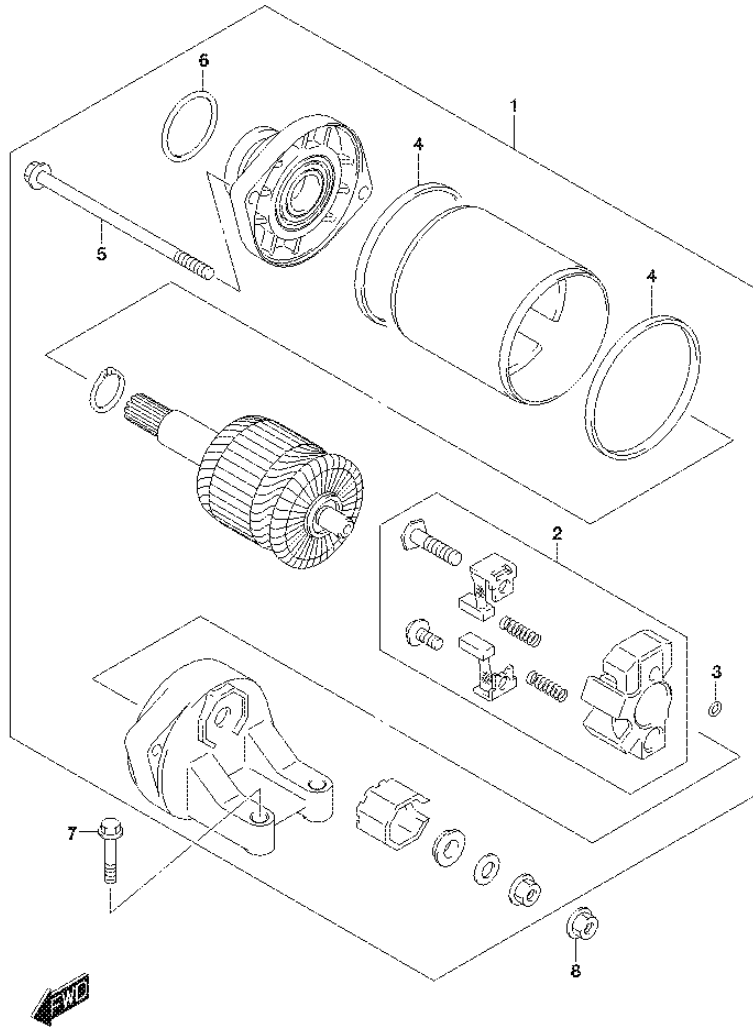
REF NO.	PART NO.	DESCRIPTION	Q'TY	REMARKS
33	25617-03F10	SHAFT, GEAR SHIFT LEVER	1	
34	09140-06025	NUT	1	
35	09160-12011	WASHER (12.5X20X1)	1	
36	01547-0620A	BOLT	1	
37	08310-0006A	NUT	1	
38	08331-3112A	CIRCLIP	1	
39	37730-08J00	SENSOR ASSY, GEAR POSITION	1	
40	09280-26005	O RING (D:2.4, ID:26.2)	1	
41	09106-05023	BOLT (5X16)	2	

GSX-S750AL7\_E21

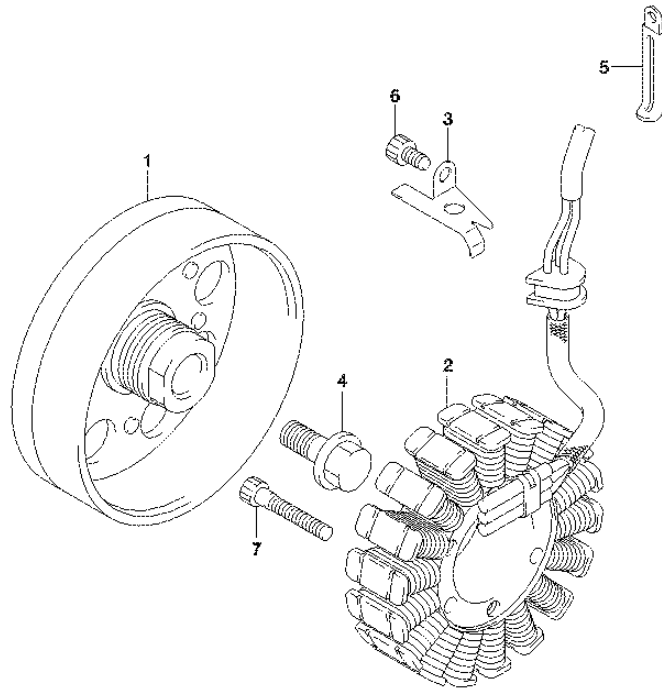
**FIG.301A**

**FIG.301A (1-D-3) STARTING MOTOR**

REF NO.	PART NO.	DESCRIPTION	Q'TY	REMARKS
1	31100-08J00	MOTOR ASSY, STARTING	1	
2	31132-38F10	.BRUSH HOLDER SET	1	
3	31143-49040	.O RING	1	
4	31264-38F10	.SQUARE RING	2	
5	31280-38F10	.BOLT	2	
6	31156-98E00	.O RING	1	
7	01547-0625A	BOLT	2	
8	08361-3506A	NUT	1	



**FIG.304A**



**FIG.304A (1-D-4) GENERATOR**

REF NO.	PART NO.	DESCRIPTION	Q'TY	REMARKS
1	31402-08J00	ROTOR ASSY	1	
2	31401-29G20	STATOR ASSY	1	
3	32371-33E00	CLAMP, GENERATOR LEAD WIRE	1	
4	09103-12005	BOLT (12X23)	1	
5	09404-06429	CLAMP (L:45)	1	
6	07130-0612A	BOLT	1	
7	07130-0635A	BOLT	3	



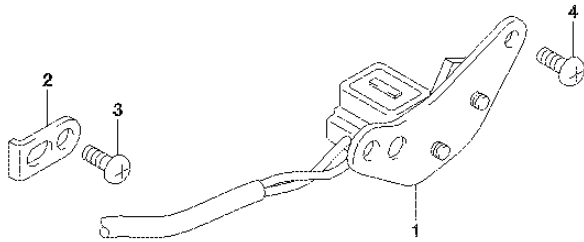


**FIG.306A**



**FIG.306A (1-D-5) SIGNAL GENERATOR**

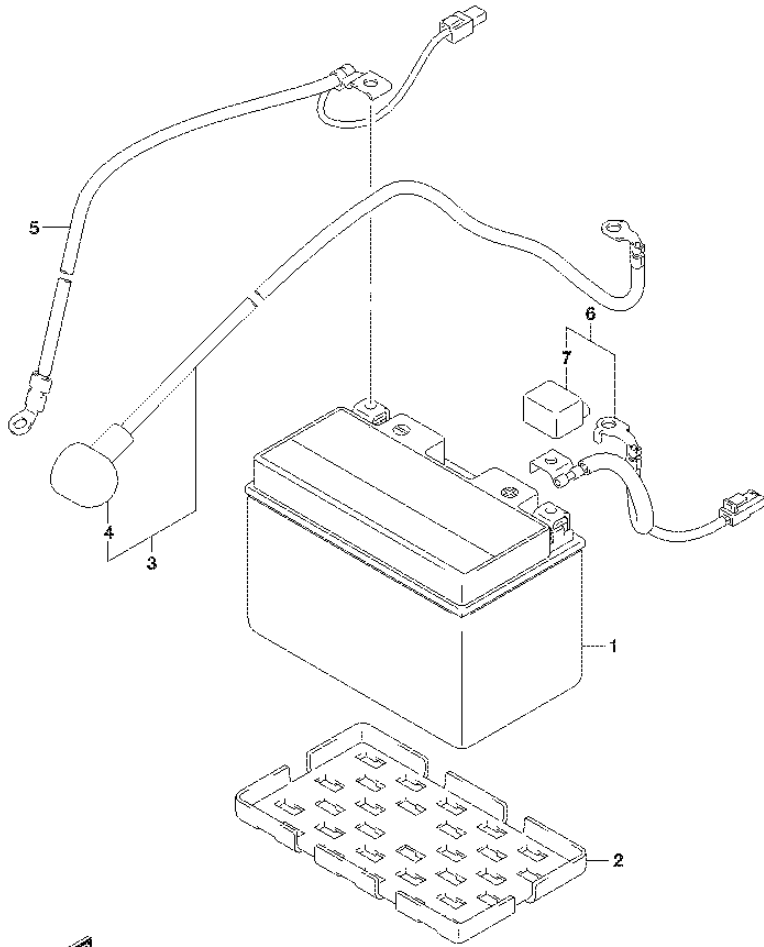
REF NO.	PART NO.	DESCRIPTION	Q'TY	REMARKS
1	33110-08J00	STATOR, SIGNAL GENERATOR	1	
2	33115-33E00	CLAMP, SIGNAL GENERATOR	1	
3	02112-0510A	SCREW	1	
4	02112-0510A	SCREW	2	



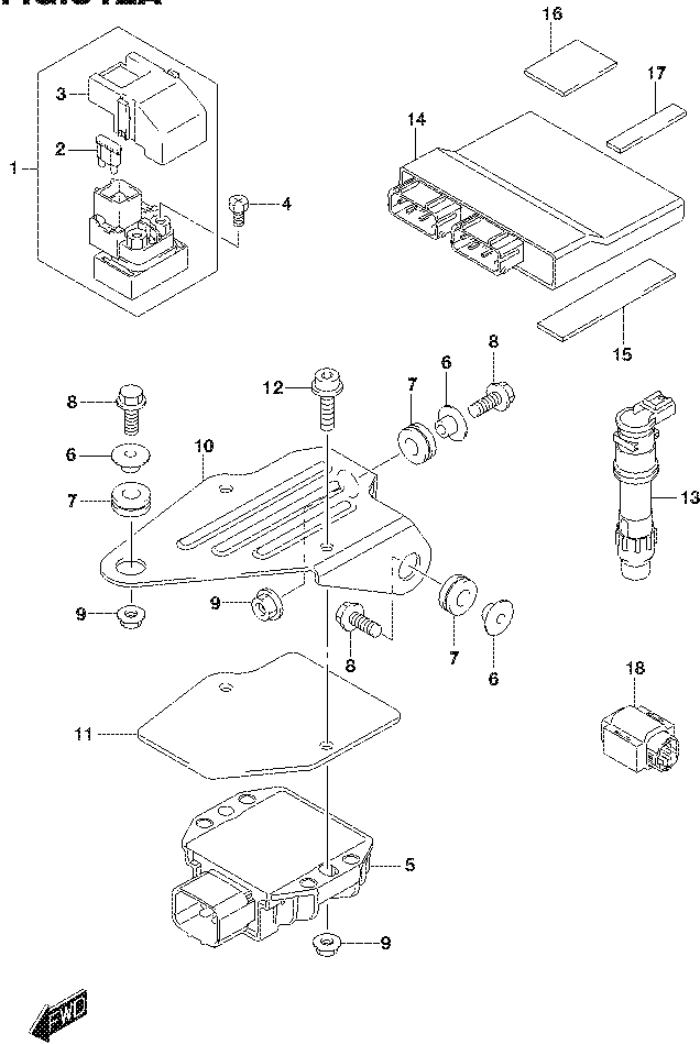
**FIG.310A**

**FIG.310A (1-D-6) BATTERY**

REF NO.	PART NO.	DESCRIPTION	Q'TY	REMARKS
1	33630-14G00	BATTERY ASSY (FT12A-BS, 12V,10AH)	1	
2	33652-16G00	PROTECTOR, BATTERY	1	
3	33810-13K00	WIRE, STARTER MOTOR LEAD	1	
4	33624-18H10	.CAP, STARTER MOTOR	1	
5	33860-08J00	WIRE, BATTERY MINUS LEAD	1	
6	33820-13K10	WIRE, BATTERY PLUS LEAD	1	
7	33624-16G00	.CAP, BATTERY PLUS	1	



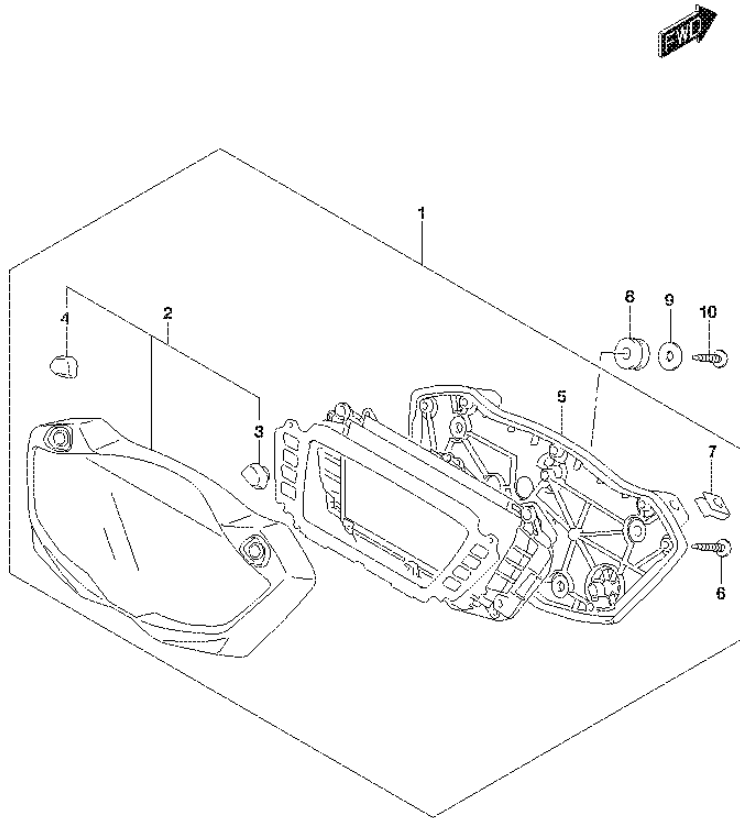
**FIG.312A**



**FIG.312A (1-D-7) ELECTRICAL**

REF NO.	PART NO.	DESCRIPTION	Q'TY	REMARKS
1	31800-06G00	RELAY ASSY, STARTING MOTOR	1	
2	09481-30101	.FUSE (30A)	2	
3	31861-47E00	.COVER	1	
4	09128-06013	SCREW (6X8)	2	
5	32800-19K01	RECTIFIER ASSY	1	
6	09180-06374	SPACER (6.2X8.4X6.1)	3	
7	09320-08066	CUSHION	3	
8	02162-0620B	SCREW	3	
9	08316-1006B	NUT	4	
10	32830-13K00	BRACKET, RECTIFIER	1	
11	32831-13K00	PLATE, RECTIFIER	1	
12	07120-0625B	BOLT	2	
13	33410-47H00	COIL ASSY, IGNITION	4	
14	32920-13K00	CONTROL UNIT, FI	1	
15	33652-38A10	CUSHION, FI CONTROL UNIT	2	
16	33652-36100	CUSHION, FI CONTROL UNIT	1	
17	33652-38A10	CUSHION, FI CONTROL UNIT	1	CUT AS REQUIRED
18	33960-27G00	SENSOR ASSY, FUEL CUT	1	

**FIG.330A**



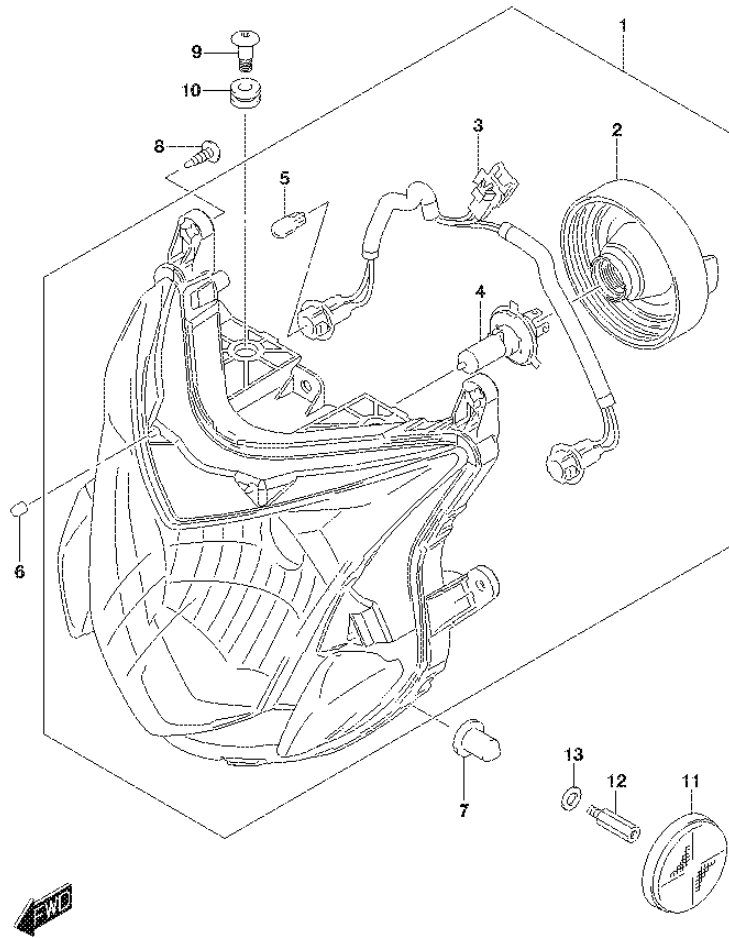
**FIG.330A (1-D-8) SPEEDOMETER**

REF NO.	PART NO.	DESCRIPTION	Q'TY	REMARKS
1	34100-13K00	SPEEDOMETER ASSY	1	
2	34150-04K00	.UPPER CASE ASSY	1	
3	34124-04K00	..RUBBER, SWITCH RH	1	
4	34124-04K10	..RUBBER, SWITCH LH	1	
5	34111-04K00	.LOWER CASE ASSY	1	
6	34183-10C00	.SCREW	8	
7	09148-05052	.NUT	2	
8	34189-08J00	CUSHION, SPEEDOMETER	3	
9	09160-04026	WASHER (4.5X16X1.2)	1	
10	03541-0416A	SCREW	1	

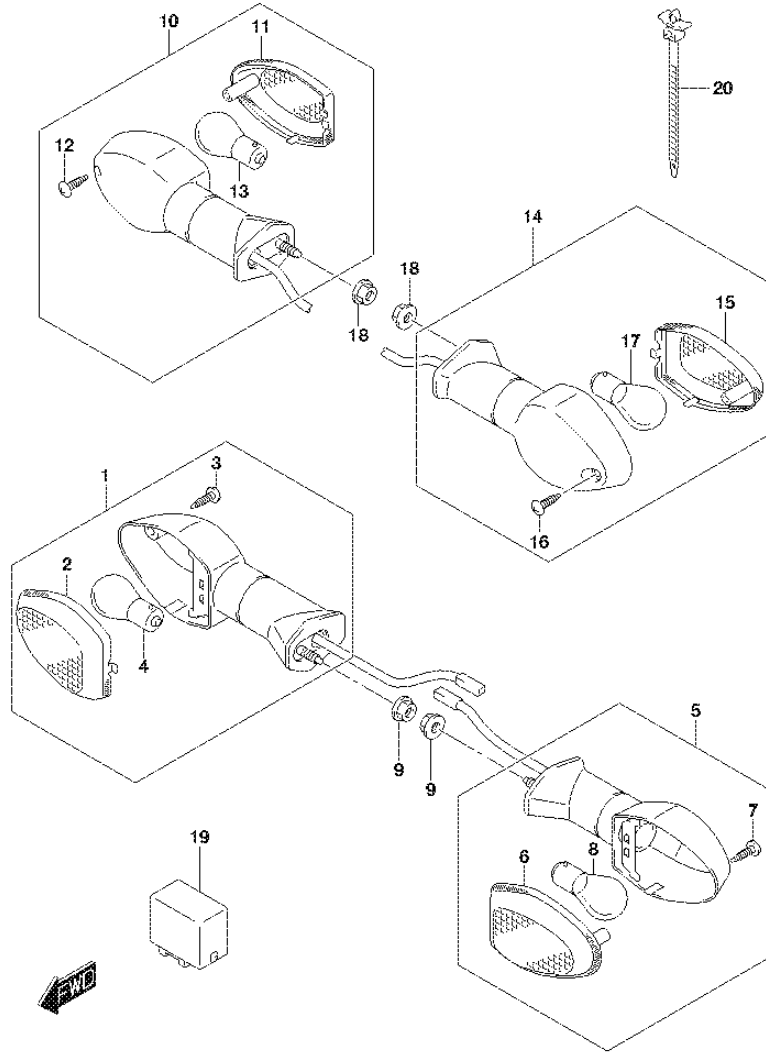
**FIG.333A**

**FIG.333A (1-D-9) HEADLAMP**

REF NO.	PART NO.	DESCRIPTION	Q'TY	REMARKS
1	35100-13K00	HEADLAMP ASSY	1	
2	35152-13K00	.COVER, SOCKET	1	
3	35171-13K00	.CORD ASSY	1	
4	09471-12185	.BULB (12V,60/55W)	1	
5	09471-12216	.BULB (12V5W)	2	
6	44294-43H00	CUSHION, HEADLAMP COVER	4	
7	51831-21D00	CUSHION, BRACE	2	
8	03541-0516A	SCREW	4	
9	09139-06126	SCREW (6X20)	2	
10	09320-09501	CUSHION	2	
11	35950-13K00	REFLEX REFLECTOR ASSY, FR SIDE	2	
12	09119-06109	BOLT	2	
13	09160-08043	WASHER (8.5X18X1)	2	



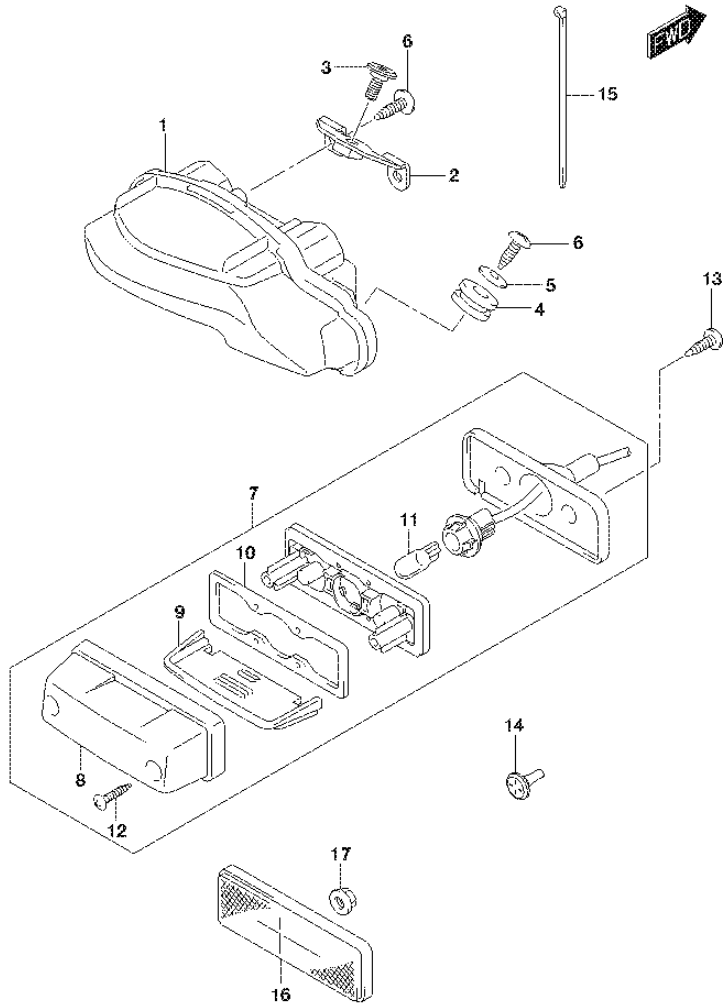
**FIG.334A**



**FIG.334A (1-D-10) TURN SIGNAL LAMP**

REF NO.	PART NO.	DESCRIPTION	Q'TY	REMARKS
1	35601-08JA0	LAMP ASSY, FRONT TURNSIGNAL RH	1	
2	35612-08JA0	.LENS, RH	1	
3	03211-0414B	.SCREW	1	
4	09471-12186	.BULB (12V,21W)	1	
5	35602-08JA0	LAMP ASSY, FRONT TURNSIGNAL LH	1	
6	35632-08JA0	.LENS, LH	1	
7	03211-0414B	.SCREW	1	
8	09471-12186	.BULB (12V,21W)	1	
9	08316-1005A	NUT	2	
10	35603-08JC0	LAMP ASSY, REAR TURNSIGNAL RH	1	
11	35632-08JA0	.LENS, RH	1	
12	03211-0414B	.SCREW	1	
13	09471-12186	.BULB (12V,21W)	1	
14	35604-08JC0	LAMP ASSY, REAR TURNSIGNAL LH	1	
15	35612-08JA0	.LENS, LH	1	
16	03211-0414B	.SCREW	1	
17	09471-12186	.BULB (12V,21W)	1	
18	08316-1005A	NUT	2	
19	38610-03F00	RELAY ASSY, TURNSIGNAL LAMP	1	
20	09407-11402	CLAMP (L:75)	1	

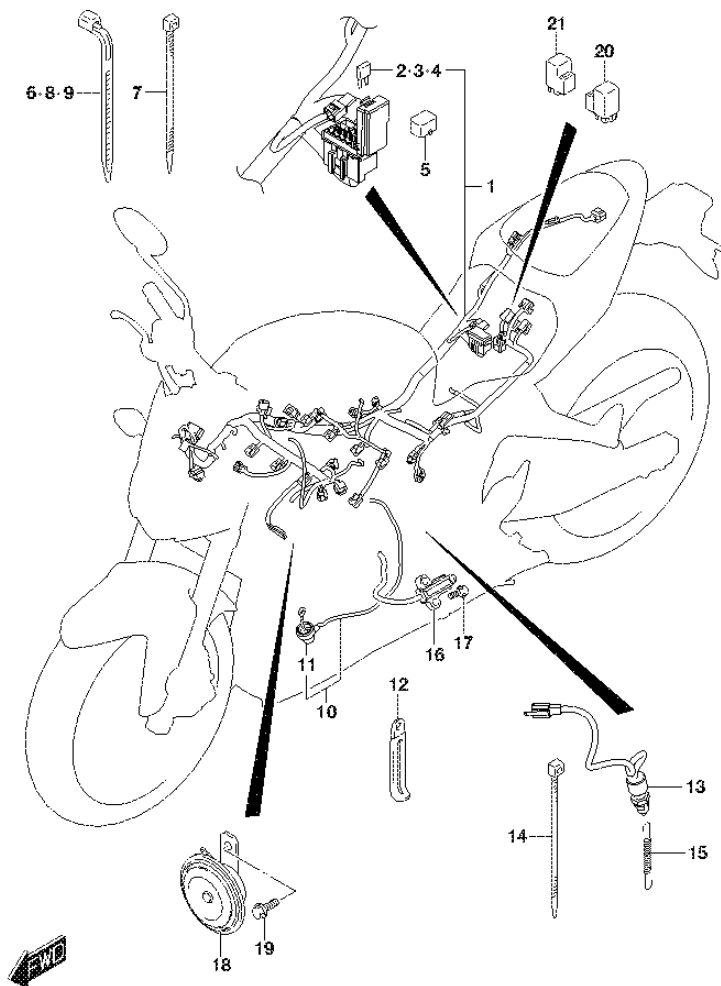
**FIG.339A**



**FIG.339A (1-D-11) REAR COMBINATION LAMP**

REF NO.	PART NO.	DESCRIPTION	Q'TY	REMARKS
1	35710-04K01	LAMP ASSY, REAR COMBINATION	1	
2	35726-13K00	BRACKET, REAR COMBINATION LAMP	1	
3	09139-05092	SCREW	1	
4	09320-10054	CUSHION	2	
5	09160-05037	WASHER	2	
6	03541-0516A	SCREW	4	
7	35910-16G20	LAMP ASSY, LICENSE	1	
8	35917-16G00	.COVER	1	
9	35912-16G01	.LENS	1	
10	35913-16G00	.GASKET	1	
11	09471-12216	.BULB (12V5W)	1	
12	03211-0416A	.SCREW	2	
13	03541-1516A	SCREW	2	
14	09321-06026	CUSHION	1	
15	09407-14407	CLAMP	1	
16	35970-07F01	REFLECTOR ASSY, REAR	1	
17	08316-1005A	NUT	1	

**FIG.350A**



**FIG.350A (1-D-12) WIRING HARNESS**

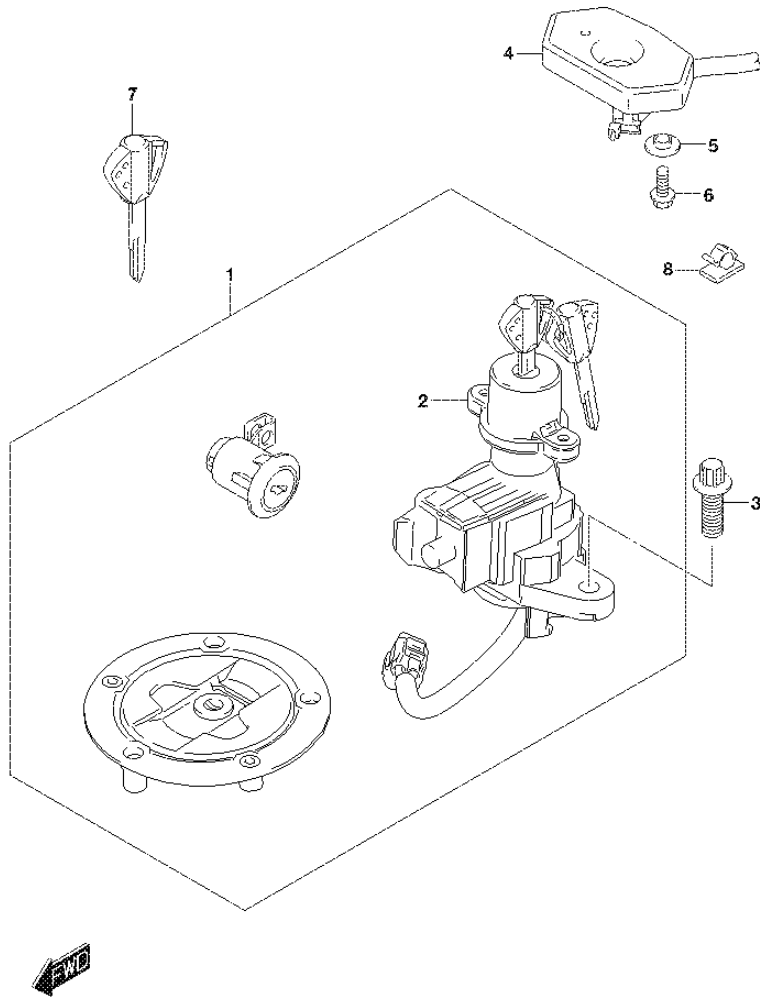
REF NO.	PART NO.	DESCRIPTION	Q'TY	REMARKS
1	36610-13KA0	HARNESS, WIRING	1	
2	09481-10501	.FUSE (10A)	4	
3	09481-15501	.FUSE (15A)	2	
4	09481-30501	.FUSE (30A)	1	
5	36654-06J30	CAP, TS	1	
6	09407-11401	CLAMP (L:95)	1	
7	09407-14407	CLAMP (L:145)	1	
8	09407-14403	CLAMP (L:125)	2	
9	09407-19401	CLAMP (L:190)	2	
10	36851-23H01	WIRE, OIL PRESSURE SWITCH LEAD	1	
11	36618-31J00	.CAP, OIL PRESSURE SWITCH	1	
12	09404-06429	CLAMP (L:45)	2	
13	37740-45D00	SWITCH ASSY, STOP LAMP	1	
14	09407-14407	CLAMP (L:145)	1	
15	09443-06012	SPRING	1	
16	37840-35F00	SWITCH ASSY, SIDE STAND	1	
17	01550-0620A	BOLT	2	
18	38500-16G01	HORN ASSY	1	
19	01550-0812A	BOLT	1	
20	38740-24X50	RELAY ASSY	1	FOR FUEL PUMP
21	38740-24X50	RELAY ASSY	1	FOR FAN MOTOR



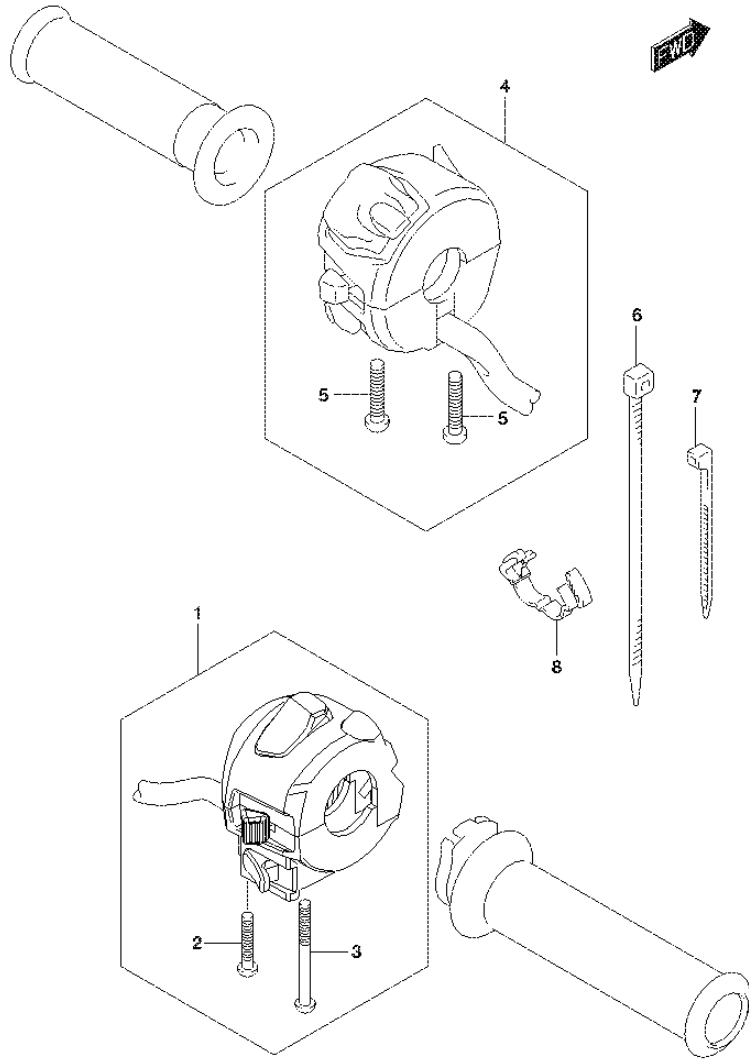
**FIG.352A**

**FIG.352A (1-D-13) LOCK SET**

REF NO.	PART NO.	DESCRIPTION	Q'TY	REMARKS
1	37000-13840	LOCK SET	1	
2	37100-13K00	.LOCK ASSY, STEERING	1	
3	09119-08100	BOLT (8X20)	2	
4	37180-04K01	ANTENNA ASSY, IMMOBILIZER	1	
5	09169-05024	WASHER	2	
6	01547-0512A	BOLT	2	
7	37146-13K00	KEY, BLANK	1	OPT
8	09403-08327	CLIP	1	



**FIG.355A**



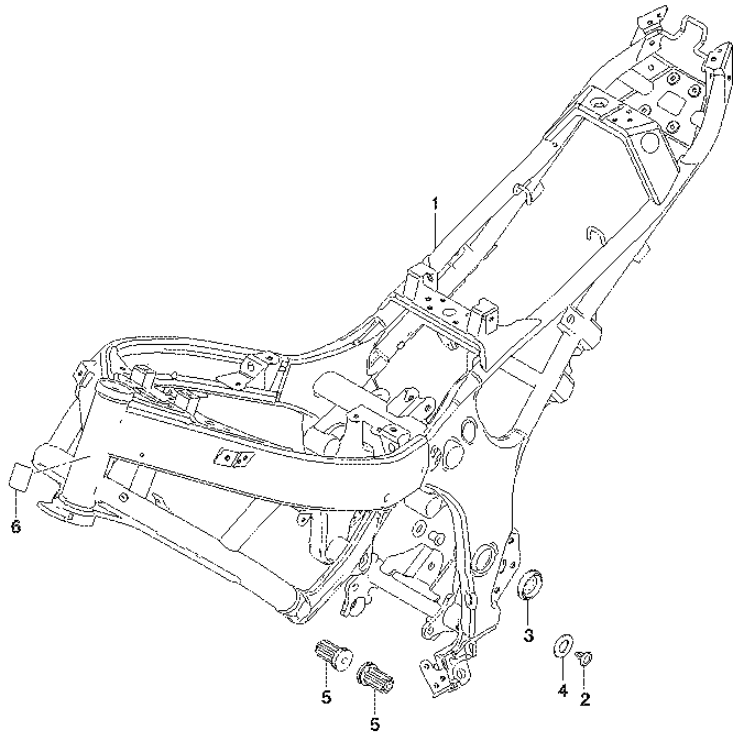
**FIG.355A (1-D-14) HANDLE SWITCH**

REF NO.	PART NO.	DESCRIPTION	Q'TY	REMARKS
1	37200-13K00	SWITCH ASSY, HANDLE RH	1	
2	02112-0530B	.SCREW	1	
3	02112-0550B	.SCREW	1	
4	37400-13K00	SWITCH ASSY, HANDLE LH	1	
5	02112-0525B	.SCREW	2	
6	09407-14407	CLAMP (L:145)	4	
7	09407-10404	CLAMP (L:100)	1	
8	09408-00184	CLAMP	1	

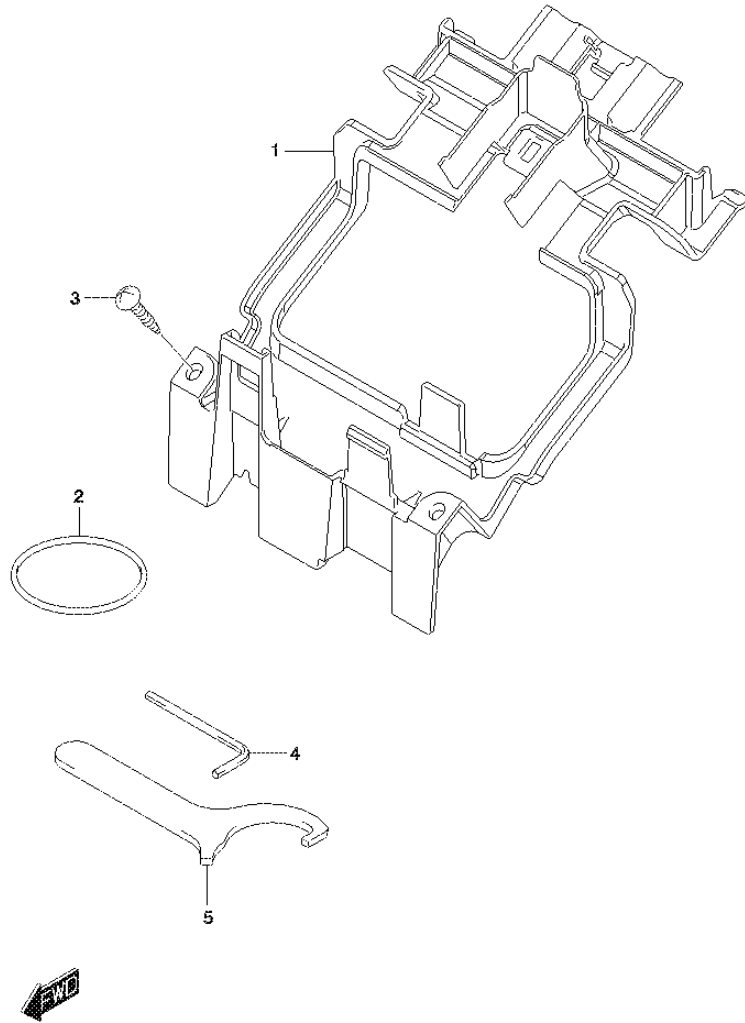
**FIG.401A**

**FIG.401A (1-D-15) FRAME**

REF NO.	PART NO.	DESCRIPTION	Q'TY	REMARKS
1	41100-13K00-YAP	FRAME (BLACK)	1	
2	43585-01H01	PLUG, TANK RAIL	2	
3	43585-46H10	CAP, FRAME PIVOT	2	
4	09161-12010	WASHER (12.6X24X2.2)	2	
5	41184-08J01	BUSH, ENGINE MOUTING REAR	2	
6	45517-16G20	TAPE	1	



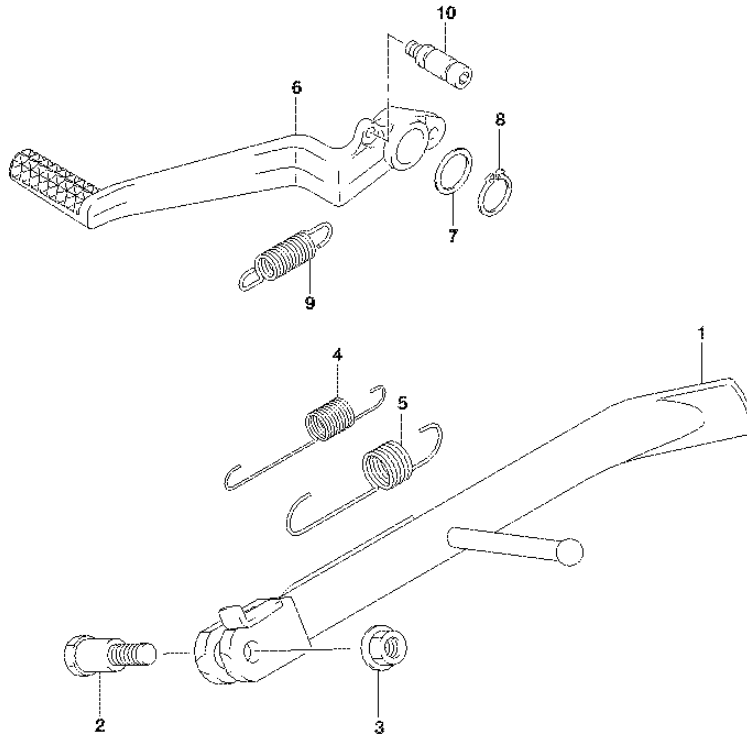
**FIG.406A**



**FIG.406A (1-E-2) HOLDER**

REF NO.	PART NO.	DESCRIPTION	Q'TY	REMARKS
1	47431-13K00	HOLDER, ELECTRIC PARTS	1	
2	09280-63003	O RING (D:3.5, ID:62.6)	1	
3	03541-0512A	SCREW	2	
4	96514-17K00	HEXAGON, SPANNER 5	1	
5	09822-00003	CLAMP, WRENCH	1	

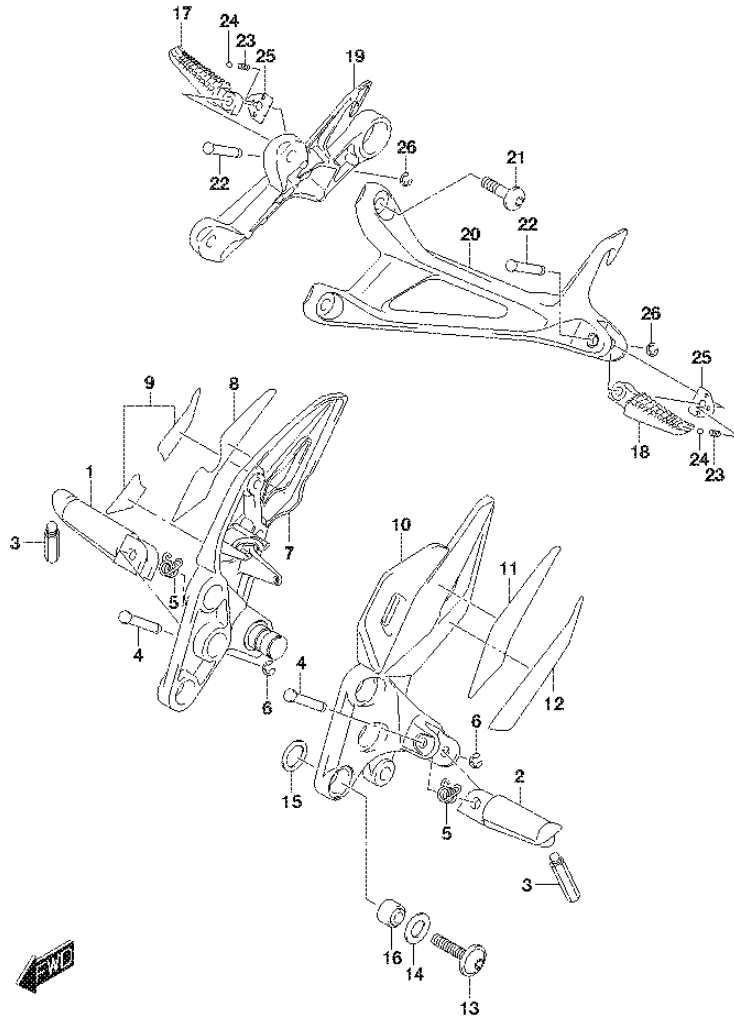
**FIG.407A**



**FIG.407A (1-E-3) STAND**

REF NO.	PART NO.	DESCRIPTION	Q'TY	REMARKS
1	42310-08J00	STAND, PROP	1	
2	09111-10059	BOLT (10X21)	1	
3	08319-3110A	NUT	1	
4	09443-14058	SPRING	1	
5	09443-19011	SPRING	1	
6	43111-08J10	PEDAL, BRAKE	1	
7	09160-18022	WASHER (18X24X1)	1	
8	08331-3118A	CIRCLIP	1	
9	09443-13032	SPRING	1	
10	43561-24F00	HOOK, RETURN SPRING	1	

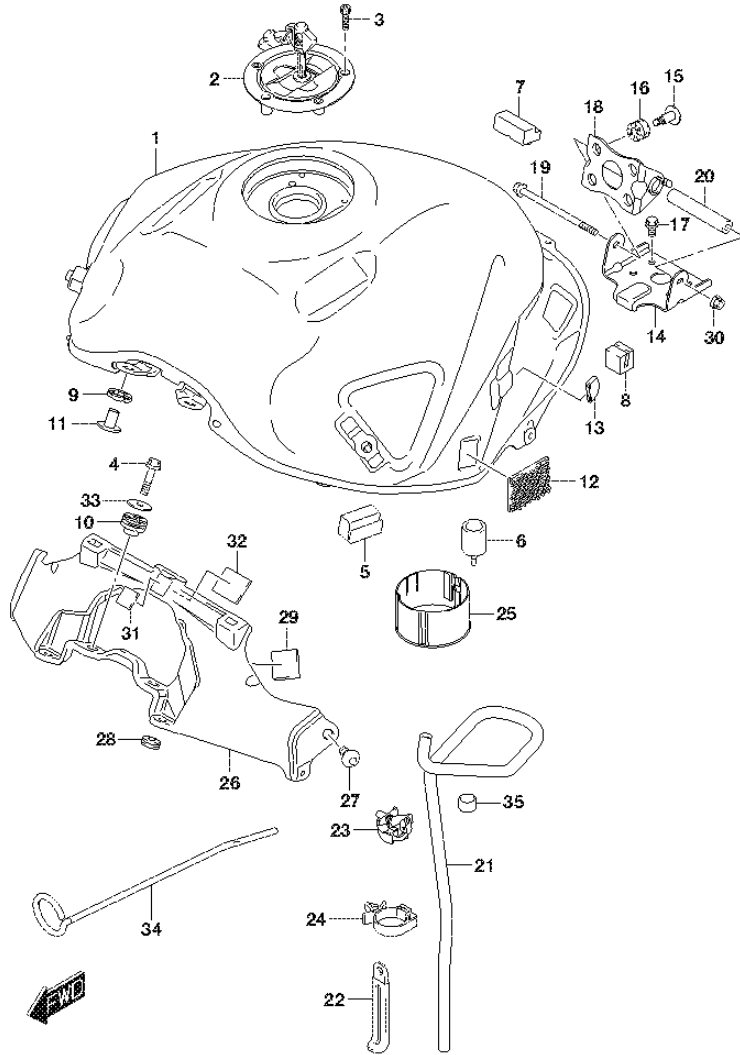
**FIG.415A**



**FIG.415A (1-E-4) FOOTREST**

REF NO.	PART NO.	DESCRIPTION	Q'TY	REMARKS
1	43516-35F20	BAR, FRONT FOOTREST RH	1	
2	43526-35F20	BAR, FRONT FOOTREST LH	1	
3	43576-48B60	BOLT, BANK SENSOR	2	
4	09208-08019	PIN	2	
5	43581-13K00	SPRING, FRONT FOOTREST	2	
6	08332-1106A	E RING	2	
7	43510-08J10	BRACKET, FRONT FOOTREST RH	1	
8	43571-13K00	TAPE, FR FOOTREST NO.1 RH	1	
9	43573-13K00	TAPE, FR FOOTREST NO.2 RH	1	
10	43521-08J10	BRACKET, FRONT FOOTREST LH	1	
11	43572-13K00	TAPE, FR FOOTREST NO.1 LH	1	
12	43574-13K00	TAPE, FR FOOTREST NO.2 LH	1	
13	09106-08147	BOLT (8X30)	6	
14	09161-13004	WASHER (13.7X24X2)	6	
15	09161-17002	WASHER (17.2X24X2.2)	6	
16	09319-08045	BUSH (8.4X20X16)	6	
17	43611-37H30	BAR, PILLION FOOTREST RH	1	
18	43621-37H30	BAR, PILLION FOOTREST LH	1	
19	43811-08J00-YAP	BRACKET, PILLION FOOTREST RH (BLACK)	1	
20	43821-08J00-YAP	BRACKET, PILLION FOOTREST LH (BLACK)	1	
21	09106-08186	BOLT (8X23)	4	
22	09208-08020	PIN	2	
23	09440-05003	SPRING	2	
24	06111-07004	BALL	2	
25	43816-01H20	PLATE, PILLION FOOTREST RH	2	
26	08332-1106A	E RING	2	

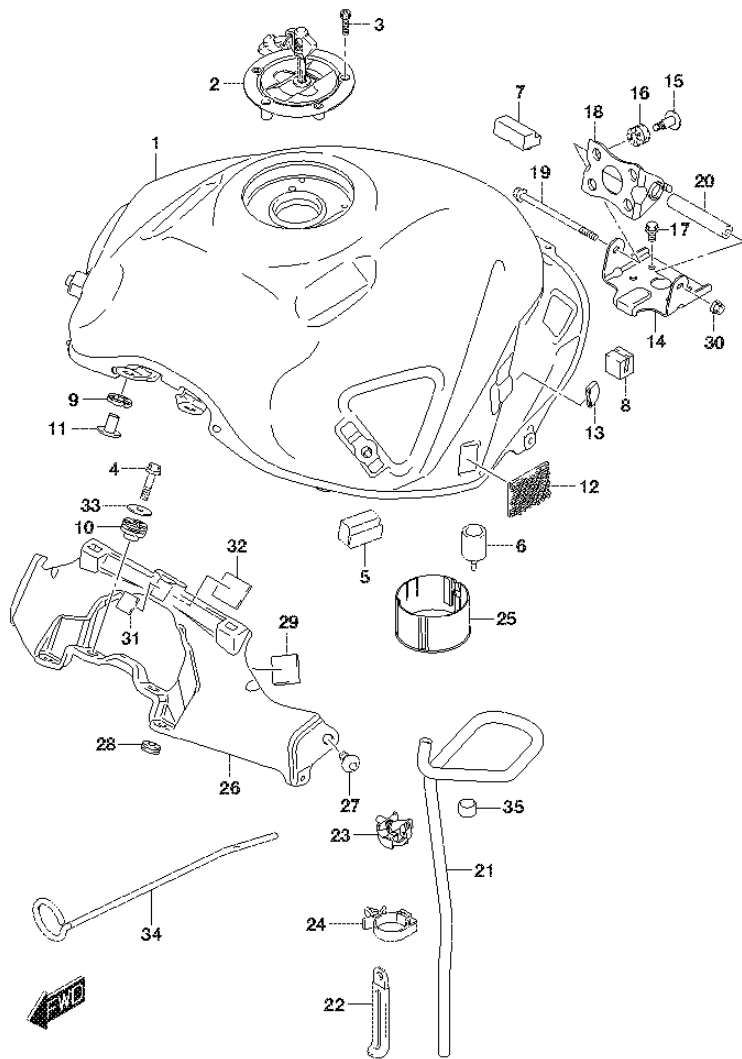
**FIG.420A**



**FIG.420A (1-E-5) FUEL TANK (GSX-S750AL7 E21)**

REF NO.	PART NO.	DESCRIPTION	Q'TY	REMARKS
1-1	44100-13K10-YVZ	TANK ASSY, FUEL (RED)	1	FOR YVZ
1-2	44100-13K10-YVB	TANK ASSY, FUEL (BLACK)	1	FOR KEL
2	44200-17820	CAP SET, FUEL TANK	1	
3	44244-11J00	BOLT, FUEL TANK FILLER CAP	3	
4	07120-0630A	BOLT	2	
5	44541-08J00	CUSHION, FUEL TANK SIDE	2	
6	44542-41G00	CUSHION, FUEL TANK SIDE REAR	2	
7	44543-13K00	CUSHION, FUEL TANK REAR	1	
8	44544-13K00	CUSHION, FUEL TANK REAR	1	
9	44511-13K00	CUSHION, FUEL TANK FRONT LWR	2	
10	44512-13K00	CUSHION, FUEL TANK FRONT UPR	2	
11	44512-17K00	SPACER, FUEL TANK FRONT	2	
12	44572-13G00	FASTENER	4	
13	44542-08J00	CUSHION, TANK COVER SIDE	2	
14	44551-13K00	BRACKET, FUEL TANK REAR NO.2	1	
15	09139-06203	SCREW (6X24)	4	
16	09320-08089	CUSHION	4	
17	01550-0612A	BOLT	4	
18	44530-04K00	BRACKET, FUEL TANK REAR	1	
19	09106-06135	BOLT	1	
20	44561-18G00	SPACER, FUEL TANK REAR	1	
21	44423-13K00	HOSE, FUEL TANK DRAIN	1	
22	09404-06433	CLAMP (L:80)	1	
23	09403-18307	CLAMP	2	

**FIG.420A**



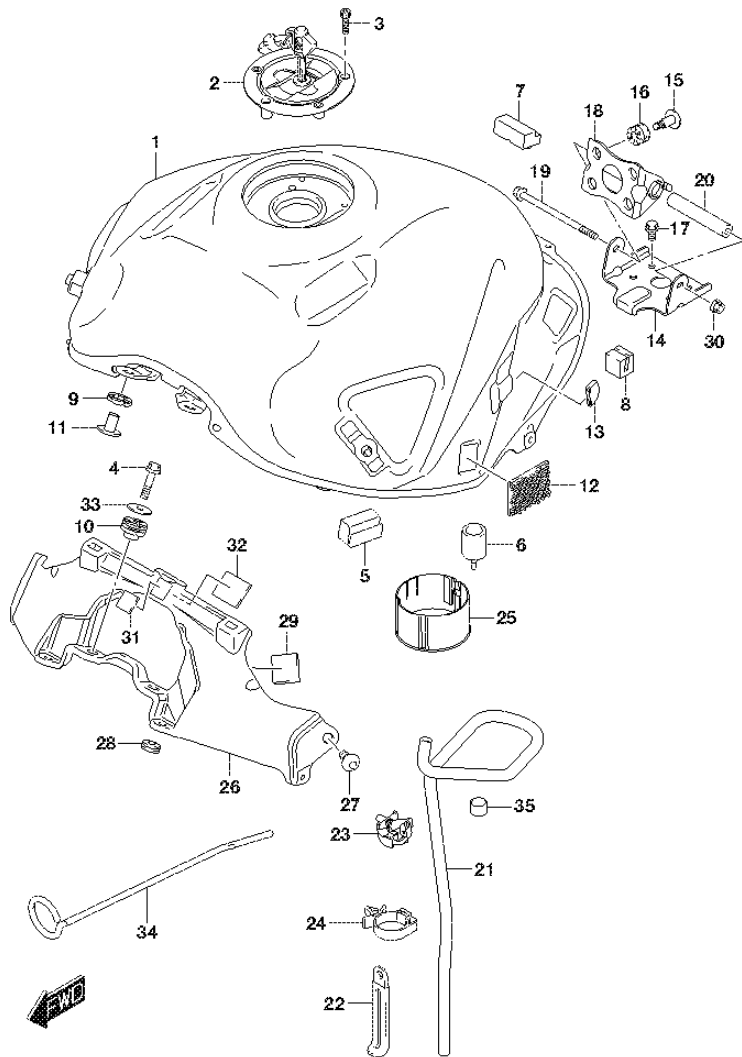
**FIG.420A (1-E-6) FUEL TANK (GSX-S750AL7 E21)**

REF NO.	PART NO.	DESCRIPTION	Q'TY	REMARKS
24	09403-18409	CLAMP	1	
25	44121-17K00	VESSEL, FUEL TANK INNER	1	
26	44521-13K00	BRACKET, FUEL TANK FRONT	1	
27	09113-06013	SCREW (6X16)	2	
28	09320-06504	CUSHION	2	
29	44556-33H00	CUSHION, FUEL TANK BRACKET	2	
30	08319-3106A	NUT	1	
31	94429-13E00	CUSHION	1	
32	44572-13G00	FASTENER	2	
33	09169-06016	WASHER	2	
34	44574-16G00	STAY, FUEL TANK	1	OPT
35	09352-11153-600	HOSE (11X15X600)	2	L:600->10

COLOR : KEL=YSF(BLUE),YVB(BLACK)



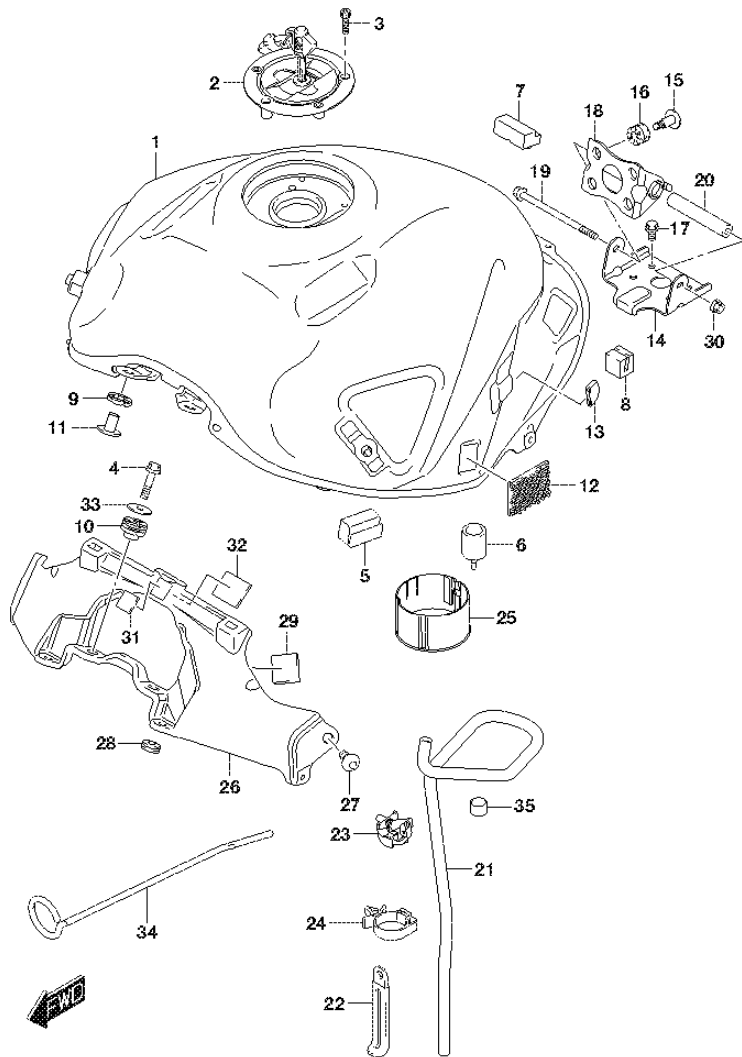
**FIG.420B**



**FIG.420B (1-E-7) FUEL TANK (GSX-S750AZL7 E21)**

REF NO.	PART NO.	DESCRIPTION	Q'TY	REMARKS
1	44100-13K10-YKV	TANK ASSY, FUEL (BLACK)	1	
2	44200-17820	CAP SET, FUEL TANK	1	
3	44244-11J00	BOLT, FUEL TANK FILLER CAP	3	
4	07120-0630A	BOLT	2	
5	44541-08J00	CUSHION, FUEL TANK SIDE	2	
6	44542-41G00	CUSHION, FUEL TANK SIDE REAR	2	
7	44543-13K00	CUSHION, FUEL TANK REAR	1	
8	44544-13K00	CUSHION, FUEL TANK REAR	1	
9	44511-13K00	CUSHION, FUEL TANK FRONT LWR	2	
10	44512-13K00	CUSHION, FUEL TANK FRONT UPR	2	
11	44512-17K00	SPACER, FUEL TANK FRONT	2	
12	44572-13G00	FASTENER	4	
13	44542-08J00	CUSHION, TANK COVER SIDE	2	
14	44551-13K00	BRACKET, FUEL TANK REAR NO.2	1	
15	09139-06203	SCREW (6X24)	4	
16	09320-08089	CUSHION	4	
17	01550-0612A	BOLT	4	
18	44530-04K00	BRACKET, FUEL TANK REAR	1	
19	09106-06135	BOLT	1	
20	44561-18G00	SPACER, FUEL TANK REAR	1	
21	44423-13K00	HOSE, FUEL TANK DRAIN	1	
22	09404-06433	CLAMP (L:80)	1	
23	09403-18307	CLAMP	2	

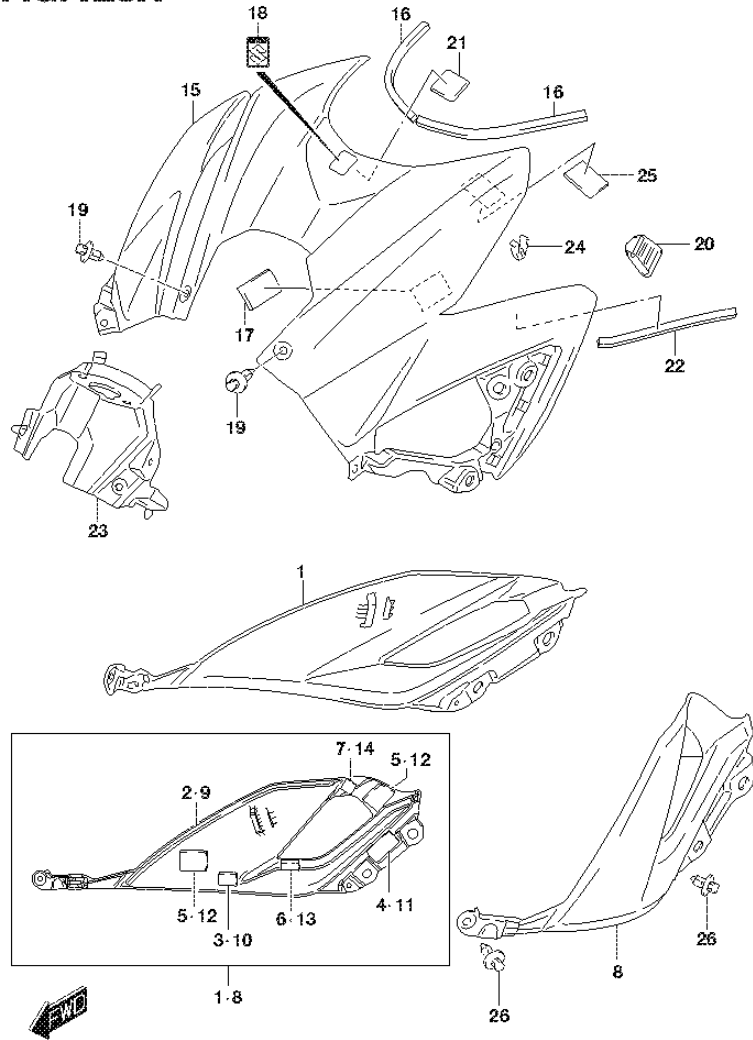
**FIG.420B**



**FIG.420B (1-E-8) FUEL TANK (GSX-S750AZL7 E21)**

REF NO.	PART NO.	DESCRIPTION	Q'TY	REMARKS
24	09403-18409	CLAMP	1	
25	44121-17K00	VESSEL, FUEL TANK INNER	1	
26	44521-13K00	BRACKET, FUEL TANK FRONT	1	
27	09113-06013	SCREW (6X16)	2	
28	09320-06504	CUSHION	2	
29	44556-33H00	CUSHION, FUEL TANK BRACKET	2	
30	08319-3106A	NUT	1	
31	94429-13E00	CUSHION	1	
32	44572-13G00	FASTENER	2	
33	09169-06016	WASHER	2	
34	44574-16G00	STAY, FUEL TANK	1	OPT
35	09352-11153-600	HOSE (11X15X600)	2	L:600->10

**FIG.423A**

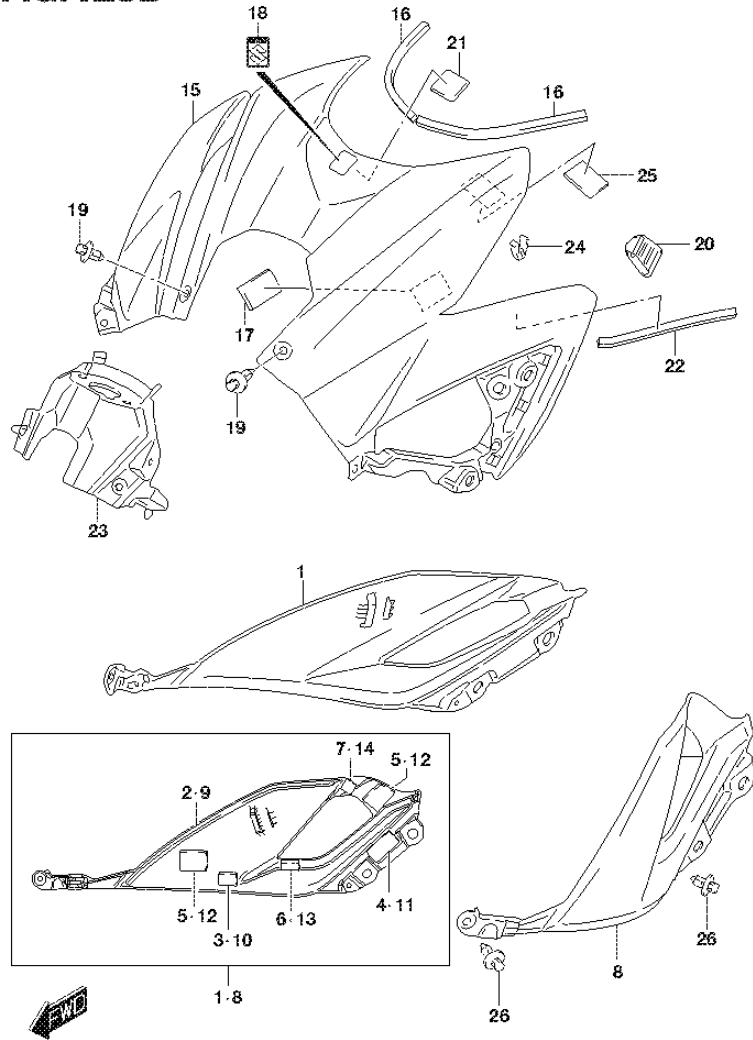


**FIG.423A (1-E-9) FUEL TANK COVER (GSX-S750AL7 E21)**

REF NO.	PART NO.	DESCRIPTION	Q'TY	REMARKS
1	44250-13K00	COVER, TANK SIDE RH	1	
2	44252-13K00	.CUSHION, TANK COVER SIDE NO.1	1	
3	44253-13K00	.CUSHION, TANK COVER SIDE NO.4	1	
4	44254-13K00	.CUSHION, TANK COVER SIDE NO.5	1	
5	44572-13G00	.FASTENER	2	
6	47163-10FA0	.CUSHION, TANK COVER SIDE NO.2	1	
7	94429-13E00	.CUSHION, TANK COVER SIDE NO.3	1	
8	44260-13K00	COVER, TANK SIDE LH	1	
9	44252-13K00	.CUSHION, TANK COVER SIDE NO.1	1	
10	44253-13K00	.CUSHION, TANK COVER SIDE NO.4	1	
11	44254-13K00	.CUSHION, TANK COVER SIDE NO.5	1	
12	44572-13G00	.FASTENER	2	
13	47163-10FA0	.CUSHION, TANK COVER SIDE NO.2	1	
14	94429-13E00	.CUSHION, TANK COVER SIDE NO.3	1	
15-1	44291-13K00-YKV	COVER, TANK FRONT COVER (BLACK)	1	FOR YKV, YVZ
15-2	44291-13K00-YSF	COVER, TANK FRONT COVER (BLUE)	1	FOR KEL
16	44292-13K00	CUSHION, FUEL TANK COVER CTR	2	
17	47163-10FA0	CUSHION, TANK COVER FRONT NO.5	2	
18	68281-47HA0	EMBLEM "S"	1	
19	09409-06314-5PK	CLIP (BLACK)	2	
20	44293-13K00	CUSHION, TANK COVER	2	
21	44294-04K00	CUSHION	1	
22	44294-13K00	CUSHION	2	
23	44271-13K00	COVER, IGNITION SWITCH	1	
24	09409-08326	CLIP	2	
25	47912-37H00	FASTENER	4	
26	09409-06314-5PK	CLIP (BLACK)	4	

COLOR : KEL=YSF(BLUE), YVB(BLACK)

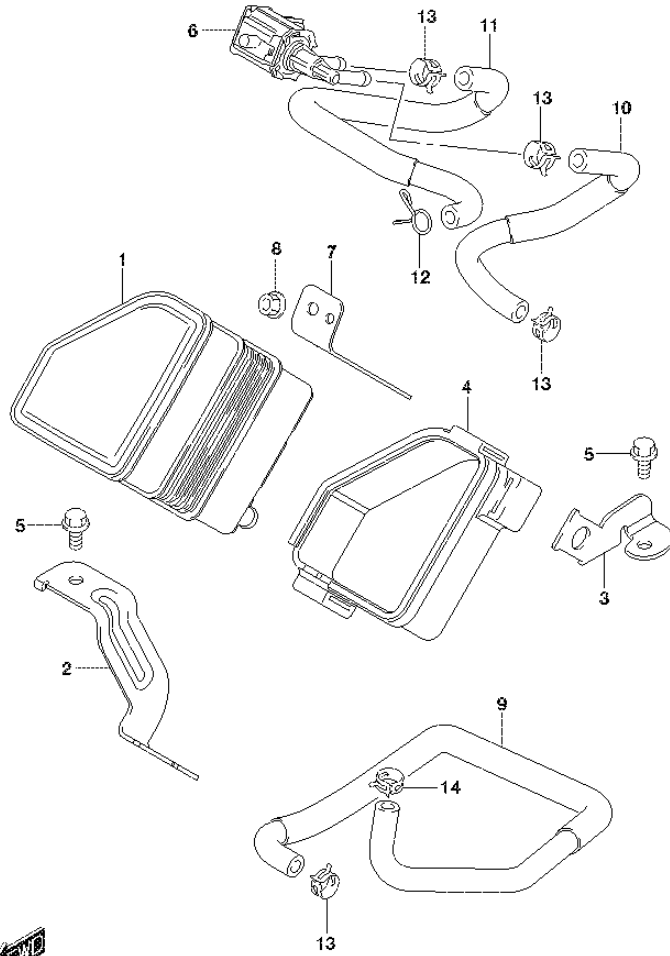
**FIG.423B**



**FIG.423B (1-E-10) FUEL TANK COVER (GSX-S750AZL7 E21)**

REF NO.	PART NO.	DESCRIPTION	Q'TY	REMARKS
1	44250-13K00	COVER, TANK SIDE RH	1	
2	44252-13K00	.CUSHION, TANK COVER SIDE NO.1	1	
3	44253-13K00	.CUSHION, TANK COVER SIDE NO.4	1	
4	44254-13K00	.CUSHION, TANK COVER SIDE NO.5	1	
5	44572-13G00	.FASTENER	2	
6	47163-10FA0	.CUSHION, TANK COVER SIDE NO.2	1	
7	94429-13E00	.CUSHION, TANK COVER SIDE NO.3	1	
8	44260-13K00	COVER, TANK SIDE LH	1	
9	44252-13K00	.CUSHION, TANK COVER SIDE NO.1	1	
10	44253-13K00	.CUSHION, TANK COVER SIDE NO.4	1	
11	44254-13K00	.CUSHION, TANK COVER SIDE NO.5	1	
12	44572-13G00	.FASTENER	2	
13	47163-10FA0	.CUSHION, TANK COVER SIDE NO.2	1	
14	94429-13E00	.CUSHION, TANK COVER SIDE NO.3	1	
15	44291-13K00-YKV	COVER, TANK FRONT COVER (BLACK)	1	
16	44292-13K00	CUSHION, FUEL TANK COVER CTR	2	
17	47163-10FA0	CUSHION, TANK COVER FRONT NO.5	2	
18	68281-47HA0	EMBLEM "S"	1	
19	09409-06314-5PK	CLIP (BLACK)	2	
20	44293-13K00	CUSHION, TANK COVER	2	
21	44294-04K00	CUSHION	1	
22	44294-13K00	CUSHION	2	
23	44271-13K00	COVER, IGNITION SWITCH	1	
24	09409-08326	CLIP	2	
25	47912-37H00	FASTENER	4	
26	09409-06314-5PK	CLIP (BLACK)	4	

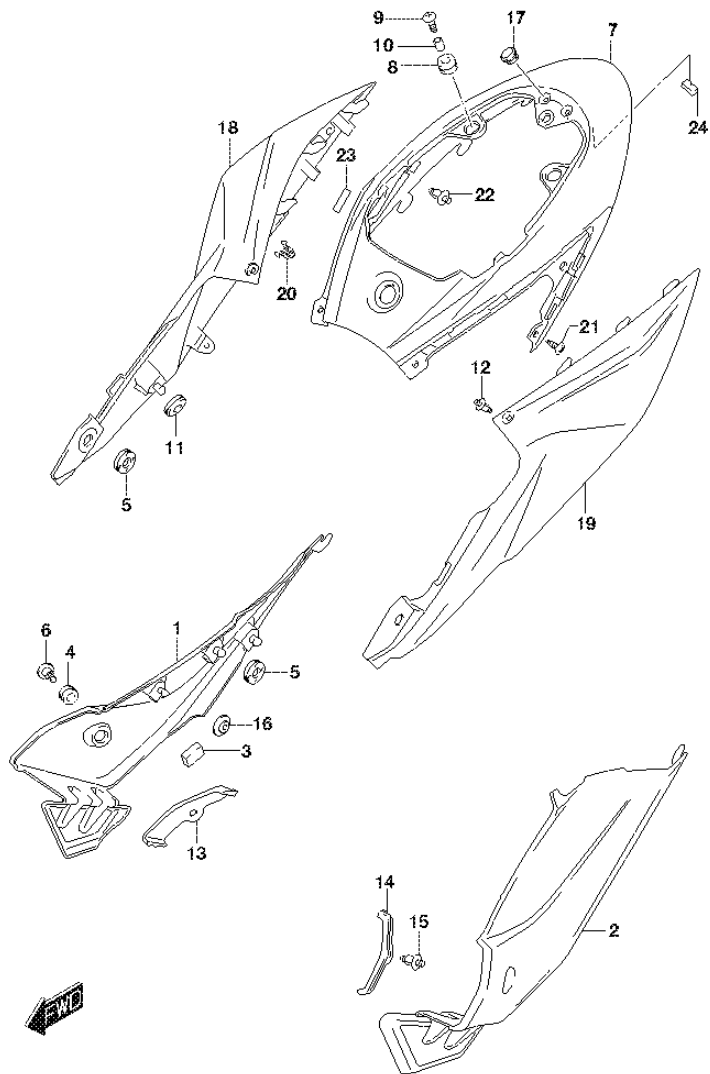
**FIG.427A**



**FIG.427A (1-E-11) EVAP SYSTEM**

REF NO.	PART NO.	DESCRIPTION	Q'TY	REMARKS
1	18560-04K00	CANISTER ASSY, CHARCOAL	1	
2	18571-13K00	BRACKET, CANISTER NO.1	1	
3	18571-13K10	BRACKET, CANISTER NO.2	1	
4	18572-13K00	CUSHION, CANISTER	1	
5	01550-0610A	BOLT	2	
6	18117-52G10	VALVE, CANISTER PURGE	1	
7	18573-13K00	BRACKET, PURGE VALVE	1	
8	08316-1006A	NUT	1	
9	18561-13K00	HOSE, SURGE	1	
10	18562-13K00	HOSE, PURGE NO.1	1	
11	18563-13K00	HOSE, PURGE NO.2	1	
12	09401-10403	CLIP	1	
13	09401-10409	CLIP	4	
14	09401-11413	CLIP	1	

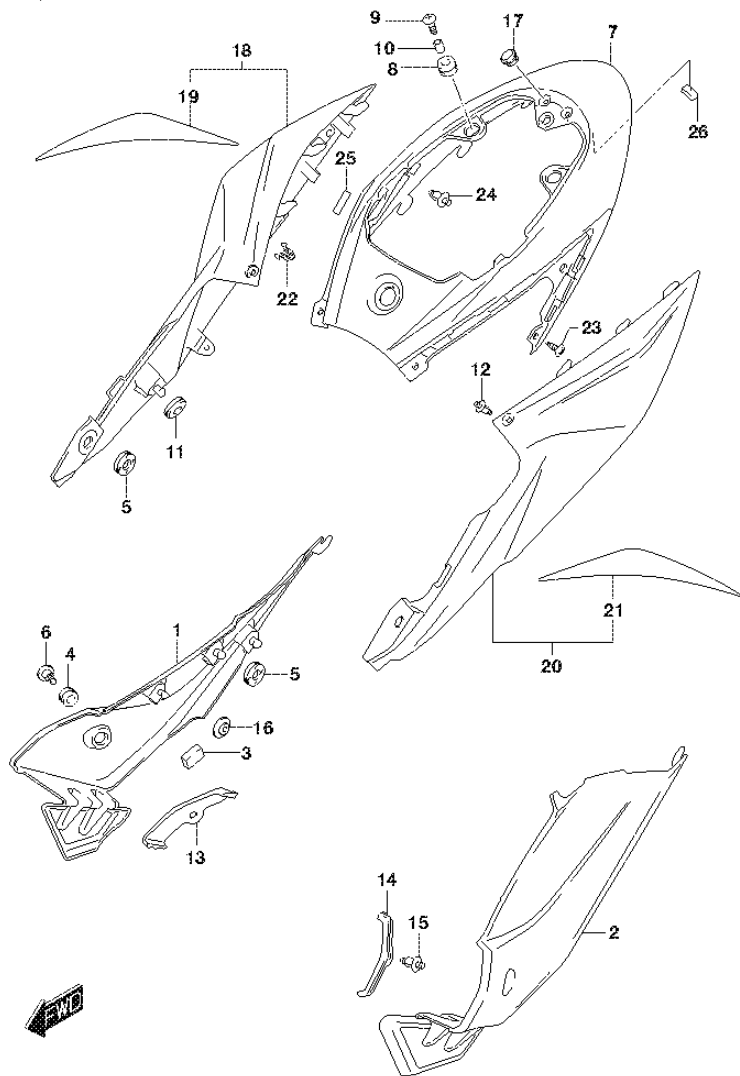
**FIG.445A**



**FIG.445A (1-E-12) FRAME COVER (FOR YVZ)**

REF NO.	PART NO.	DESCRIPTION	Q'TY	REMARKS
1	47511-13K00	COVER, FRAME FRONT RH	1	
2	47611-13K00	COVER, FRAME FRONT LH	1	
3	94422-06G00	CUSHION	2	
4	09320-09016	CUSHION	2	
5	09320-08028	CUSHION	4	
6	47118-08J00	SCREW, FRAME COVER FRONT	2	
7	47311-13K00-YKV	COVER, FRAME CENTER (BLACK)	1	
8	47312-37H00	CUSHION	2	
9	09136-06105	SCREW (6X20)	2	
10	09180-06283	SPACER (6.5X10X7)	2	
11	09320-08018	CUSHION	2	
12	09409-06314-5PK	CLIP (BLACK)	2	
13	47711-08J00	COVER, FRAME TOP RH	1	
14	47811-08J00	COVER, FRAME TOP LH	1	
15	09409-07333	CLIP	2	
16	09320-06026	CUSHION	2	
17	45148-27J00	CUSHION, SEAT MOUNT	2	
18	47110-13K00-YVZ	COVER, FRAME RH (RED)	1	
19	47210-13K00-YVZ	COVER, FRAME LH (RED)	1	
20	09409-08326	CLIP	2	
21	03541-0512B	SCREW	2	
22	09409-07333	CLIP	2	
23	44894-24A00	CUSHION, FRAME COVER CTR NO.2	1	
24	63211-26G00	CUSHION, FRAME COVER CTR NO.3	4	

**FIG.445B**

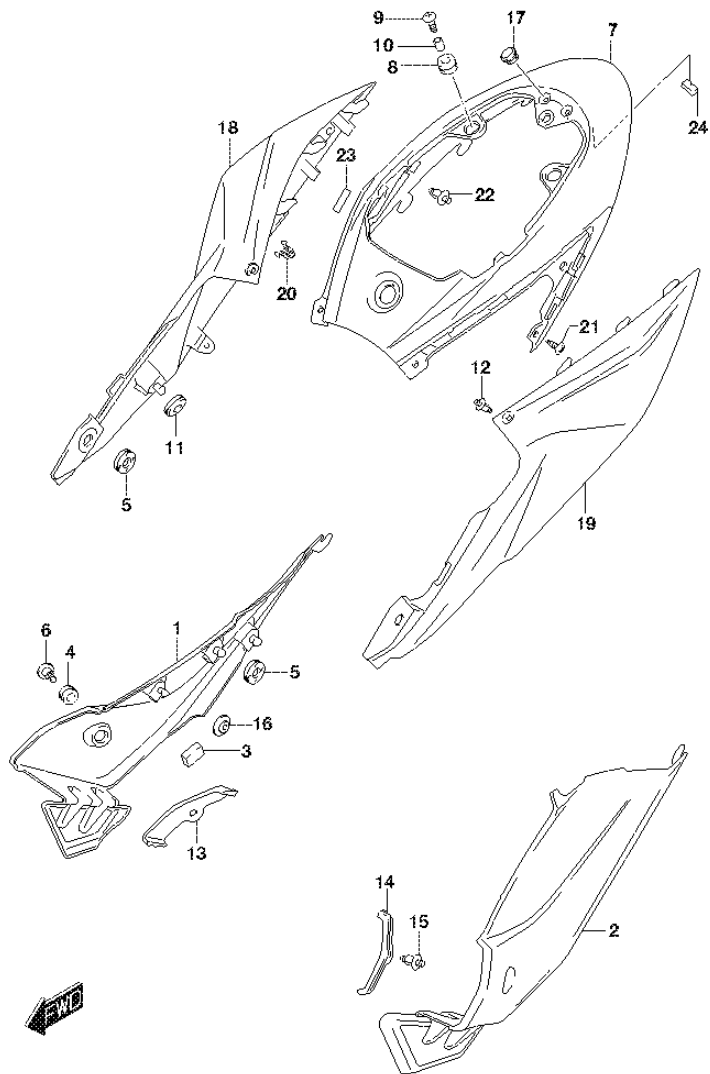


**FIG.445B (1-E-13) FRAME COVER (FOR KEL)**

REF NO.	PART NO.	DESCRIPTION	Q'TY	REMARKS
1	47511-13K00	COVER, FRAME FRONT RH	1	
2	47611-13K00	COVER, FRAME FRONT LH	1	
3	94422-06G00	CUSHION	2	
4	09320-09016	CUSHION	2	
5	09320-08028	CUSHION	4	
6	47118-08J00	SCREW, FRAME COVER FRONT	2	
7	47311-13K00-YKV	COVER, FRAME CENTER (BLACK)	1	
8	47312-37H00	CUSHION	2	
9	09136-06105	SCREW (6X20)	2	
10	09180-06283	SPACER (6.5X10X7)	2	
11	09320-08018	CUSHION	2	
12	09409-06314-5PK	CLIP (BLACK)	2	
13	47711-08J00	COVER, FRAME TOP RH	1	
14	47811-08J00	COVER, FRAME TOP LH	1	
15	09409-07333	CLIP	2	
16	09320-06026	CUSHION	2	
17	45148-27J00	CUSHION, SEAT MOUNT	2	
18	47110-13K10-YVB	COVER, FRAME RH (BLACK)	1	
19	68135-13K00-YSF	.TAPE, FRAME COVER RH (BLUE)	1	
20	47210-13K10-YVB	COVER, FRAME LH (BLACK)	1	
21	68145-13K00-YSF	.TAPE, FRAME COVER LH (BLUE)	1	
22	09409-08326	CLIP	2	
23	03541-0512B	SCREW	2	
24	09409-07333	CLIP	2	
25	44894-24A00	CUSHION, FRAME COVER CTR NO.2	1	
26	63211-26G00	CUSHION, FRAME COVER CTR NO.3	1	

COLOR : KEL=YSF(BLUE),YVB(BLACK)

**FIG.445C**

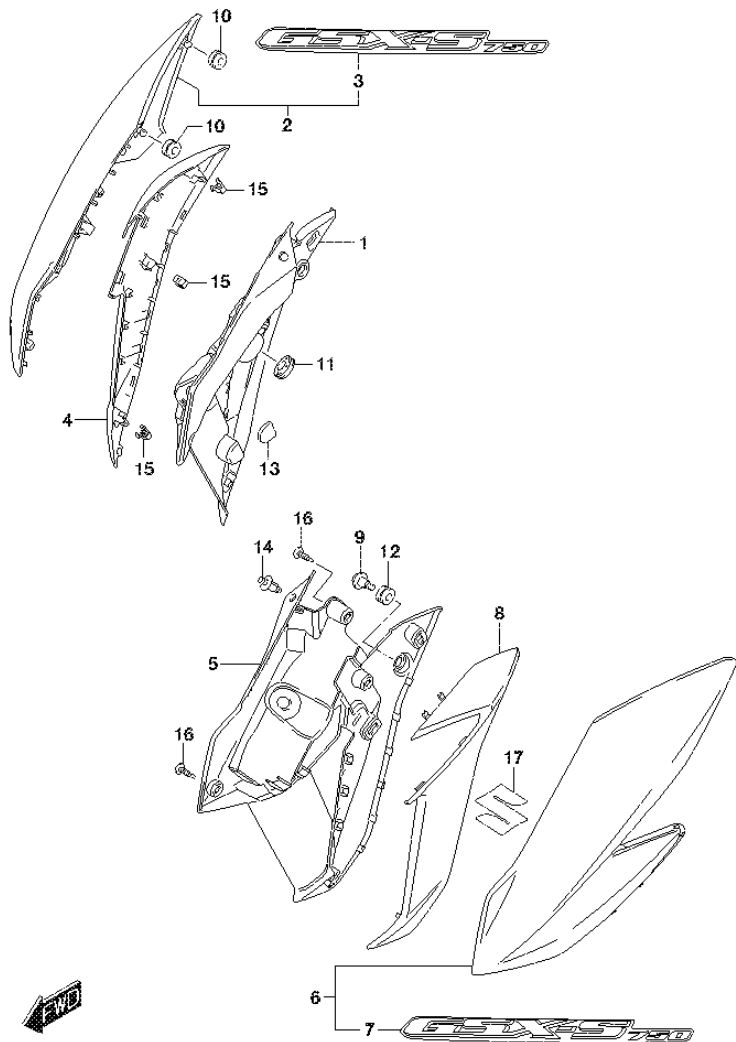


**FIG.445C (1-E-14) FRAME COVER (FOR YKV)**

REF NO.	PART NO.	DESCRIPTION	Q'TY	REMARKS
1	47511-13K00	COVER, FRAME FRONT RH	1	
2	47611-13K00	COVER, FRAME FRONT LH	1	
3	94422-06G00	CUSHION	2	
4	09320-09016	CUSHION	2	
5	09320-08028	CUSHION	4	
6	47118-08J00	SCREW, FRAME COVER FRONT	2	
7	47311-13K00-YKV	COVER, FRAME CENTER (BLACK)	1	
8	47312-37H00	CUSHION	2	
9	09136-06105	SCREW (6X20)	2	
10	09180-06283	SPACER (6.5X10X7)	2	
11	09320-08018	CUSHION	2	
12	09409-06314-5PK	CLIP (BLACK)	2	
13	47711-08J00	COVER, FRAME TOP RH	1	
14	47811-08J00	COVER, FRAME TOP LH	1	
15	09409-07333	CLIP	2	
16	09320-06026	CUSHION	2	
17	45148-27J00	CUSHION, SEAT MOUNT	2	
18	47111-13K00-YKV	COVER, FRAME RH (BLACK)	1	
19	47211-13K00-YKV	COVER, FRAME LH (BLACK)	1	
20	09409-08326	CLIP	2	
21	03541-0512B	SCREW	2	
22	09409-07333	CLIP	2	
23	44894-24A00	CUSHION, FRAME COVER CTR NO.2	1	
24	63211-26G00	CUSHION, FRAME COVER CTR NO.3	4	



**FIG.447A**

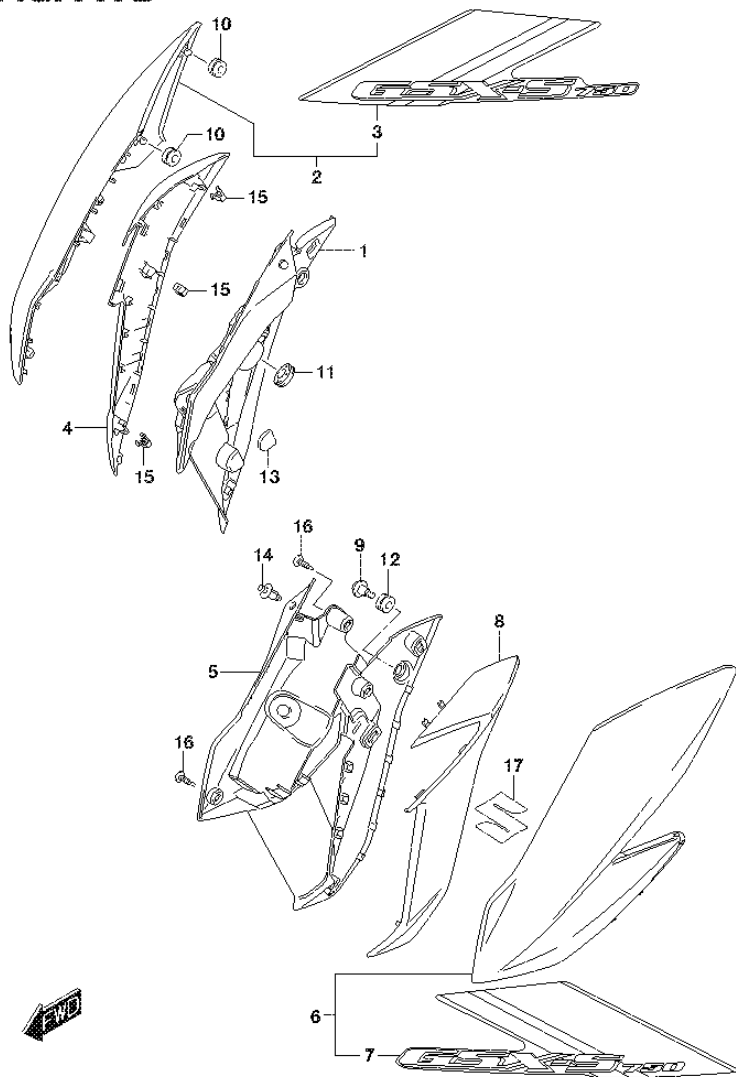


**FIG.447A (1-E-15) FRAME BODY COVER (FOR YVZ,KEL)**

REF NO.	PART NO.	DESCRIPTION	Q'TY	REMARKS
1	47531-13K00	COVER, FRAME BODY INNER RH	1	
2-1	47530-13K00-YVZ	COVER, FRAME BODY UPPER RH (RED)	1	FOR YVZ
2-2	47530-13K00-YVB	COVER, FRAME BODY UPPER RH (BLACK)	1	FOR KEL
3	68131-13K00-BGN	.EMBLEM, FRAME BODY COVER RH	1	
4-1	47533-13K00-YKV	COVER, FRAME BODY LOWER RH (BLACK)	1	FOR YVZ
4-2	47533-13K00-YSF	COVER, FRAME BODY LOWER RH (BLUE)	1	FOR KEL
5	47541-13K00	COVER, FRAME BODY INNER LH	1	
6-1	47540-13K00-YVZ	COVER, FRAME BODY UPPER LH (RED)	1	FOR YVZ
6-2	47540-13K00-YVB	COVER, FRAME BODY UPPER LH (BLACK)	1	FOR KEL
7	68141-13K00-BGN	.EMBLEM, FRAME BODY COVER LH	1	
8-1	47543-13K00-YKV	COVER, FRAME BODY LOWER LH (BLACK)	1	FOR YVZ
8-2	47543-13K00-YSF	COVER, FRAME BODY LOWER LH (BLUE)	1	FOR KEL
9	09139-06190	BOLT (6X20)	2	
10	09320-06504	CUSHION	4	
11	09320-08028	CUSHION	2	
12	09320-09016	CUSHION	2	
13	09329-18001	CUSHION	4	
14	09409-06314-5PK	SCREW (BLACK)	2	
15	09409-08326	CLIP	6	
16	03541-0512A	SCREW	6	
17	68111-47HA0	EMBLEM,S	2	

COLOR : KEL=YSF(BLUE),YVB(BLACK)

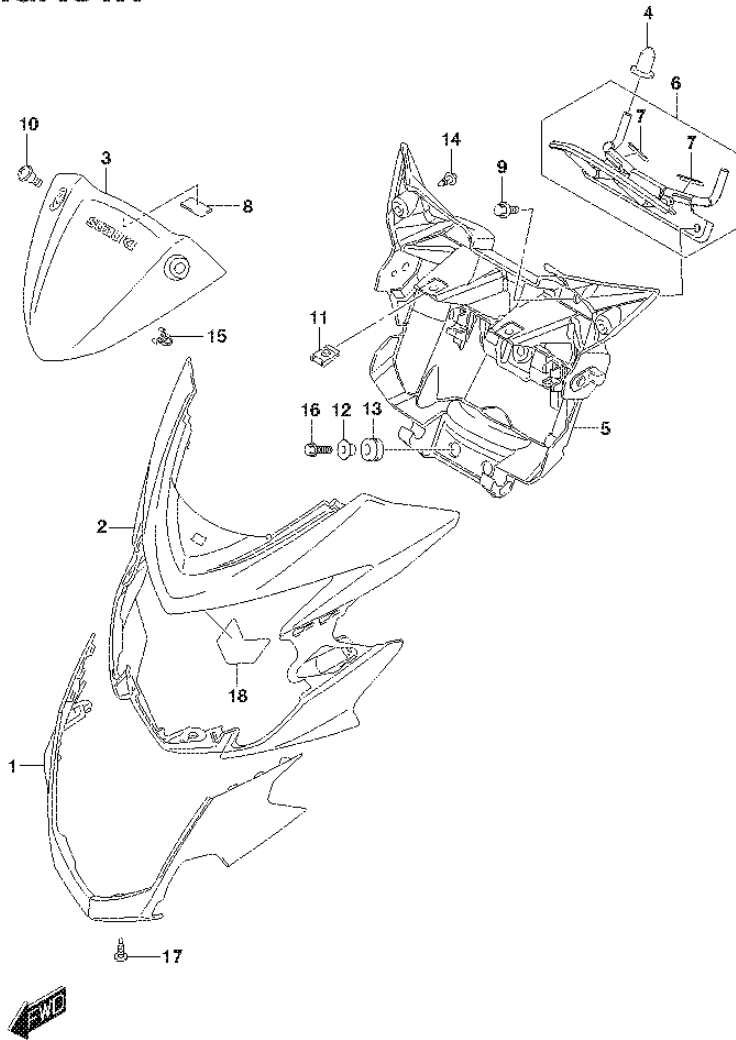
**FIG.447B**



**FIG.447B (1-F-2) FRAME BODY COVER (FOR YKV)**

REF NO.	PART NO.	DESCRIPTION	Q'TY	REMARKS
1	47531-13K00	COVER, FRAME BODY INNER RH	1	
2	47530-13K10-YKV	COVER, FRAME BODY UPPER RH (BLACK)	1	
3	68135-13K10-BGG	.TAPE, FRAME BODY COVER RH	1	
4	47533-13K00-YKV	COVER, FRAME BODY LOWER RH (BLACK)	1	
5	47541-13K00	COVER, FRAME BODY INNER LH	1	
6	47540-13K10-YKV	COVER, FRAME BODY UPPER LH (BLACK)	1	
7	68145-13K10-BGG	.TAPE, FRAME BODY COVER LH	1	
8	47543-13K00-YKV	COVER, FRAME BODY LOWER LH (BLACK)	1	
9	09139-06190	BOLT (6X20)	2	
10	09320-06504	CUSHION	4	
11	09320-08028	CUSHION	2	
12	09320-09016	CUSHION	2	
13	09329-18001	CUSHION	4	
14	09409-06314-5PK	SCREW (BLACK)	2	
15	09409-08326	CLIP	6	
16	03541-0512A	SCREW	6	
17	68111-47HA0	EMBLEM,S	2	

**FIG.451A**



**FIG.451A (1-F-3) HEADLAMP HOUSING**

REF NO.	PART NO.	DESCRIPTION	Q'TY	REMARKS
1	51831-13K00	COVER, HEADLAMP FRONT	1	
2-1	51821-13K00-YVZ	COVER, HEADLAMP (RED)	1	FOR YVZ
2-2	51821-13K00-YSF	COVER, HEADLAMP (BLUE)	1	FOR KEL
2-3	51821-13K00-YKV	COVER, HEADLAMP (BLACK)	1	FOR YKV
3	51811-13K00	COVER, METER	1	
4	51831-30H00	CUSHION	2	
5	51841-13K00	COVER, HEADLAMP REAR	1	
6	51800-13K00	BRACE, METER	1	
7	94443-06G00	.TAPE (6X25X0.13)	2	
8	33652-47F00	CUSHION, METER COVER	1	
9	09111-06107	BOLT	2	
10	09139-05503	SCREW	2	
11	09148-06020	NUT	2	
12	09169-06062	WASHER	2	
13	09320-09501	CUSHION	2	
14	09409-06314-5PK	CLIP (BLACK)	2	
15	09409-08326	CLIP	1	
16	01550-0620A	BOLT	2	
17	03541-0516A	SCREW	1	
18	51822-13K00	SHIELD, HEADLAMP COVER HEAT	1	

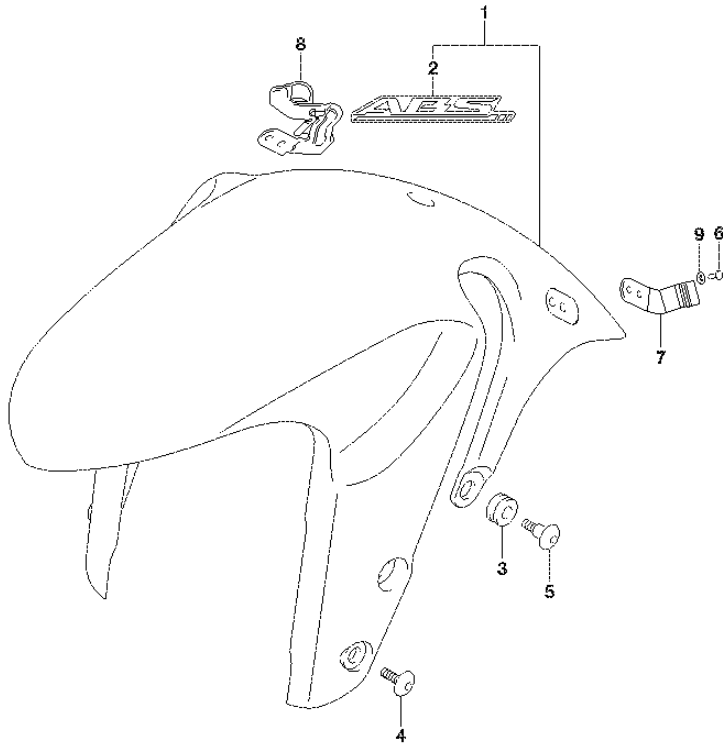
COLOR : KEL=YSF(BLUE),YVB(BLACK)

**FIG.460A**

**FIG.460A (1-F-4) FRONT FENDER (GSX-S750AL7 E21)**

REF NO.	PART NO.	DESCRIPTION	Q'TY	REMARKS
1-1	53100-04K00-YVZ	FENDER ASSY, FRONT (RED)	1	FOR YVZ
1-2	53100-04K00-YVB	FENDER ASSY, FRONT (BLACK)	1	FOR KEL
2	68151-38G00-1ZY	.EMBLEM, "ABS" (GRAY)	1	
3	09320-09016	CUSHION	2	
4	09139-06169	SCREW (6X16)	2	
5	09139-06190	SCREW (6X20)	2	
6	09229-04038	RIVET	4	
7	53118-13K00	CLAMP, BRAKE HOSE LH	1	
8	53120-13K00	CLAMP, BRAKE HOSE RH	1	
9	08322-0104B	WASHER	4	

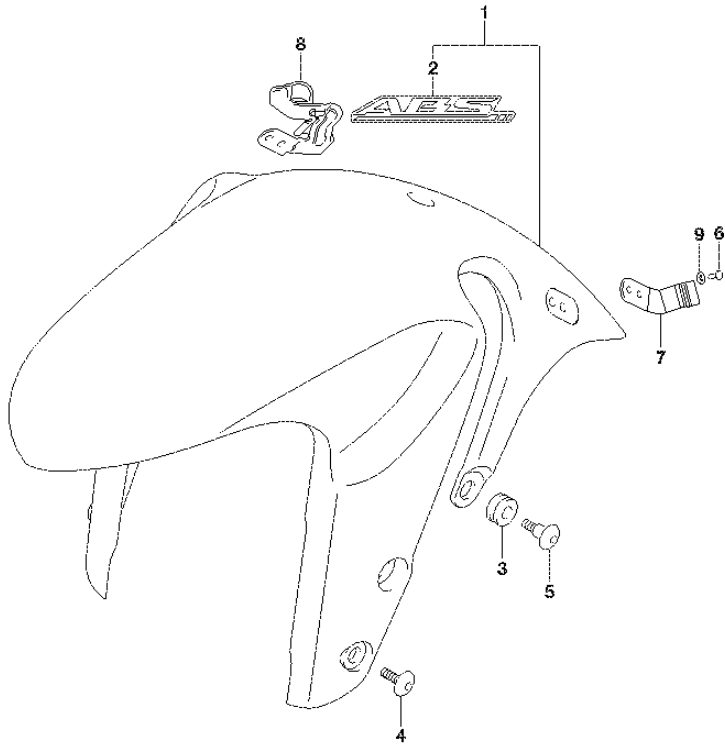
COLOR : KEL=YSF(BLUE),YVB(BLACK)



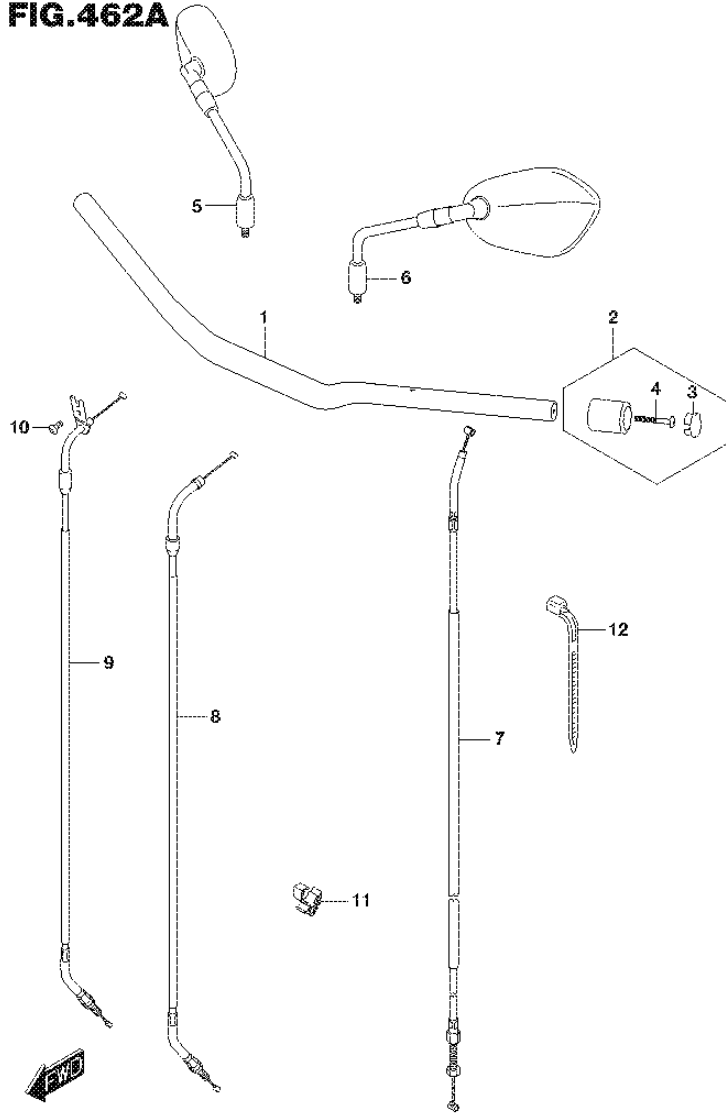
**FIG.460B**

**FIG.460B (1-F-5) FRONT FENDER (GSX-S750AZL7 E21)**

REF NO.	PART NO.	DESCRIPTION	Q'TY	REMARKS
1	53100-04K10-YKV	FENDER ASSY, FRONT (BLACK)	1	
2	68151-38G10-GWM	.EMBLEM, "ABS" (GRAY/BLACK)	1	
3	09320-09016	CUSHION	2	
4	09139-06169	SCREW (6X16)	2	
5	09139-06190	SCREW (6X20)	2	
6	09229-04038	RIVET	4	
7	53118-13K00	CLAMP, BRAKE HOSE LH	1	
8	53120-13K00	CLAMP, BRAKE HOSE RH	1	
9	08322-0104B	WASHER	4	



**FIG.462A**



GSX-S750AL7\_E21\_462A  
HANDLEBAR

**FIG.462A (1-F-6) HANDLEBAR**

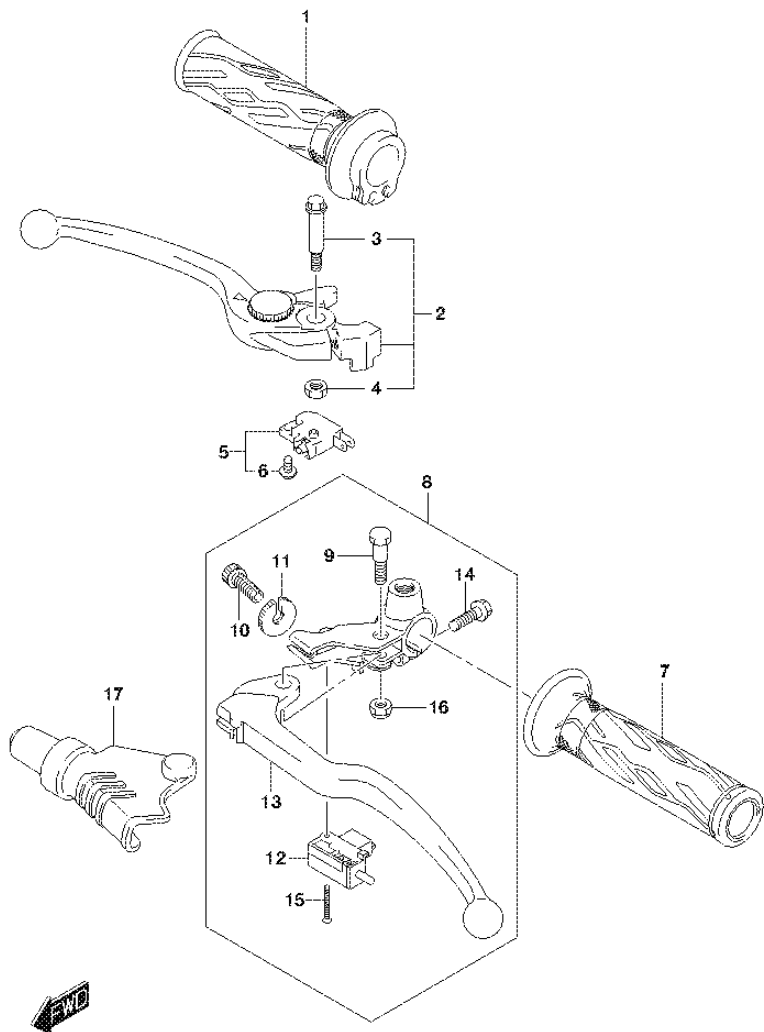
REF NO.	PART NO.	DESCRIPTION	Q'TY	REMARKS
1	56110-13K00-YAP	HANDLEBAR (BLACK)	1	
2	56200-33871	BALANCER SET, HANDLEBAR	2	
3	56279-33E01	.CAP	2	
4	02142-0640A	.SCREW	2	
5	56500-08J01	MIRROR ASSY, REAR VIEW RH	1	
6	56600-08J01	MIRROR ASSY, REAR VIEW LH	1	
7	58200-13K00	CABLE ASSY, CLUTCH	1	
8	58300-13K00	CABLE ASSY, THROTTLE NO.1	1	
9	58300-13K10	CABLE ASSY, THROTTLE NO.2	1	
10	02142-0510B	SCREW	1	
11	09403-11321	CLAMP	1	
12	09407-18402	CLAMP	1	

GSX-S750AL7\_E21

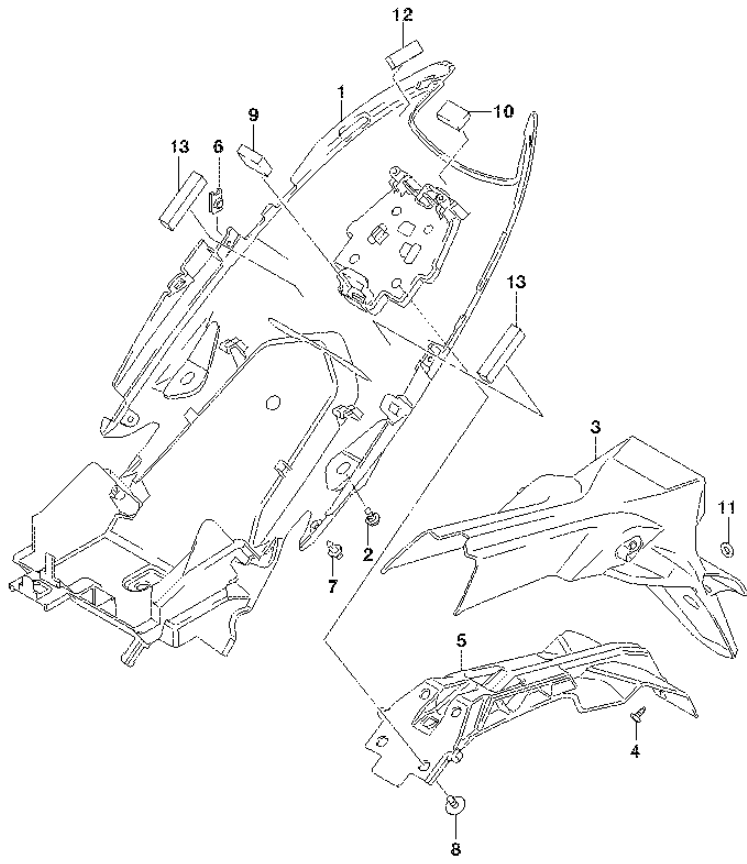
**FIG.467A**

**FIG.467A (1-F-7) HANDLE LEVER**

REF NO.	PART NO.	DESCRIPTION	Q'TY	REMARKS
1	57110-21H02	GRIP, THROTTLE	1	
2	57300-44G20	LEVER ASSY, BRAKE	1	
3	57431-17H02	.BOLT, PIVOT	1	
4	08319-2106A	.NUT	1	
5	57460-14J01	SWITCH ASSY, FRONT BRAKE	1	
6	57465-17C00	.SCREW	1	
7	57211-21H01	GRIP, LH	1	
8	57500-25D10	LEVER ASSY, CLUTCH	1	
9	57431-45C01	.BOLT, PIVOT	1	
10	57441-45C00	.ADJUSTER, WIRE	1	
11	57442-45C00	.NUT, LOCK	1	
12	57560-05A00	.SWITCH, CLUTCH	1	
13	57621-25D10	.LEVER, CLUTCH	1	
14	01547-0620B	.BOLT	1	
15	57562-41G01	.SCREW	1	
16	08319-2106A	.NUT	1	
17	57661-33E00	COVER, CLUTCH LEVER	1	



**FIG.474A**



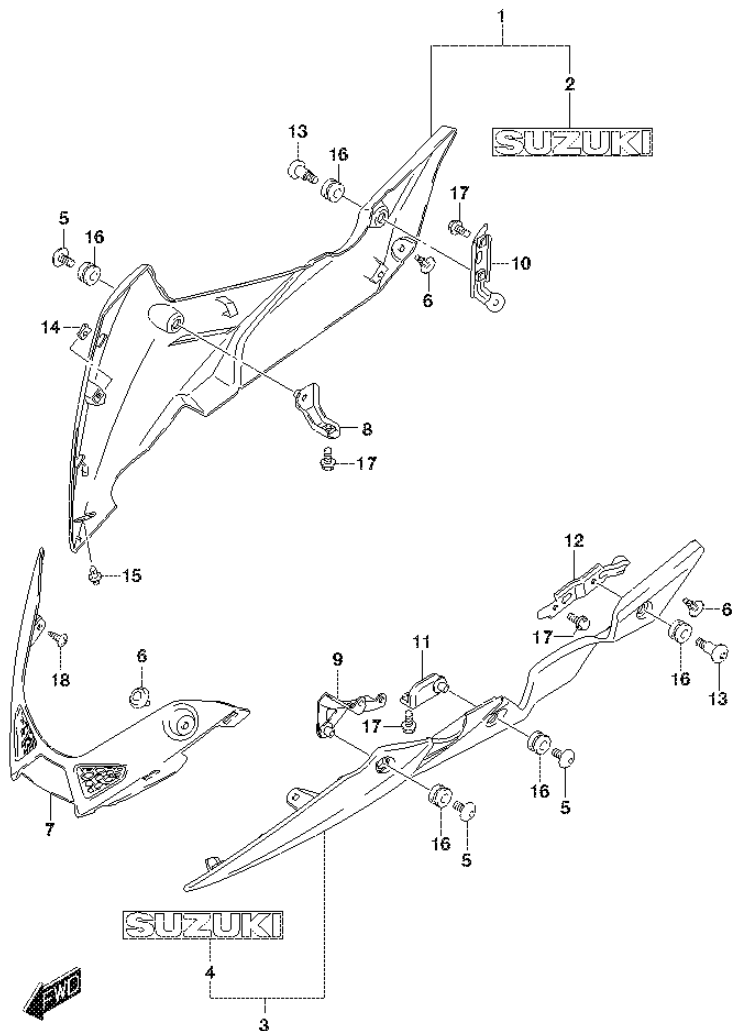
**FIG.474A (1-F-8) REAR FENDER**

REF NO.	PART NO.	DESCRIPTION	Q'TY	REMARKS
1	63111-13K00	FENDER, REAR FRONT	1	
2	09111-06107	BOLT (6X12)	3	
3	63113-04K00	FENDER, REAR OUTER	1	
4	03541-0516A	SCREW	5	
5	63116-13K00	FENDER, REAR INNER	1	
6	09148-05038	NUT	2	
7	09409-06314-5PK	CLIP (BLACK)	2	
8	01550-0612A	BOLT	4	
9	17798-29E30	CUSHION, REAR FENDER RR	1	
10	63411-35B00	CUSHION	1	
11	08322-0106B	WASHER	2	
12	33652-47F00	CUSHION,REAR FENDER FR NO.2	2	
13	47122-17K00	CUSHION	2	





**FIG.483A**



**FIG.483A (1-F-9) UNDER COWLING**

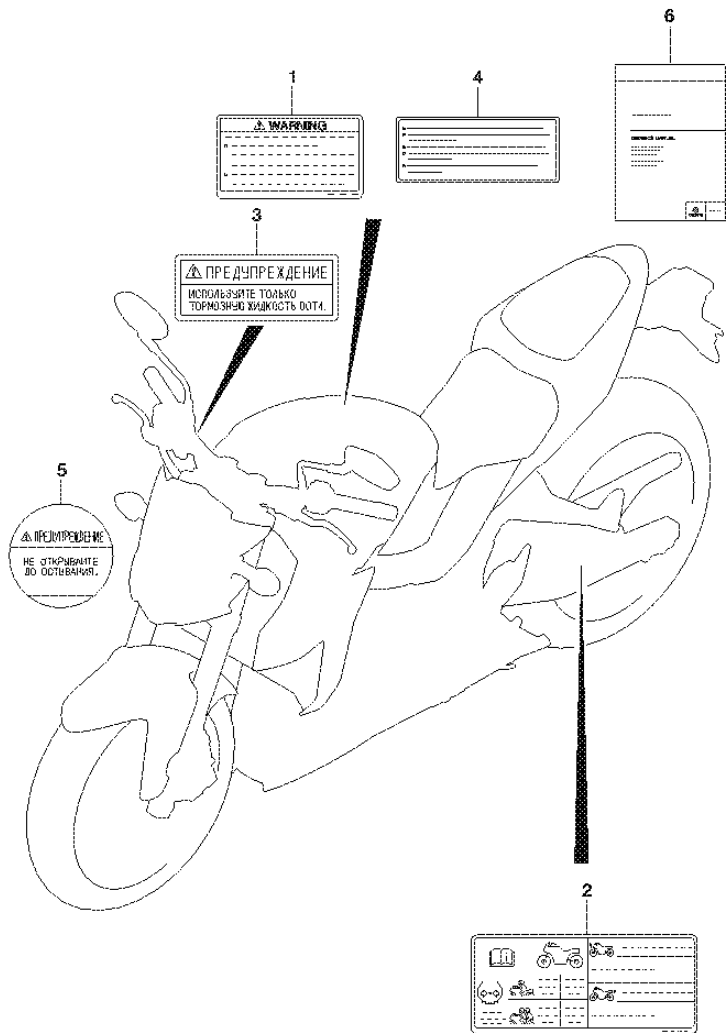
REF NO.	PART NO.	DESCRIPTION	Q'TY	REMARKS
1-1	94470-13K00-YVZ	COWLING, UNDER RH (RED)	1	FOR YVZ
1-2	94470-13K00-YSF	COWLING, UNDER RH (BLUE)	1	FOR KEL
1-3	94470-13K00-YKV	COWLING, UNDER RH (BLACK)	1	FOR YKV
2-1	68111-47C10-YES	.EMBLEM, "SUZUKI" (SILVER)	1	FOR YVZ,YSF
2-2	68111-47C10-YUL	.EMBLEM, "SUZUKI" (RED)	1	FOR YKV
3-1	94480-13K00-YVZ	COWLING, UNDER LH (RED)	1	FOR YVZ
3-2	94480-13K00-YSF	COWLING, UNDER LH (BLUE)	1	FOR KEL
3-3	94480-13K00-YKV	COWLING, UNDER LH (BLACK)	1	FOR YKV
4-1	68111-47C10-YES	.EMBLEM, "SUZUKI" (SILVER)	1	FOR YVZ,YSF
4-2	68111-47C10-YUL	.EMBLEM, "SUZUKI" (RED)	1	FOR YKV
5	09106-06136	BOLT	3	
6	94479-35F00	CLIP, UNDER COWLING	3	
7	94491-13K00	COWLING, UNDER CENTER	1	
8	94510-13K00	BRACKET, UNDER COWL NO.1 RH	1	
9	94520-13K00	BRACKET, UNDER COWL NO.1 LH	1	
10	94530-08J00	BRACKET, UNDER COWL RR RH	1	
11	94530-13K00	BRACKET, UNDER COWL NO.2 LH	1	
12	94540-08J00	BRACKET, UNDER COWL RR LH	1	
13	09139-06190	SCREW (6X20)	2	
14	09148-05038	NUT	1	
15	09409-06314-5PK	CLIP (BLACK)	2	
16	09320-09016	CUSHION	5	
17	01550-0612A	BOLT	4	
18	03541-0516B	SCREW	1	

COLOR : KEL=YSF(BLUE),YVB(BLACK)

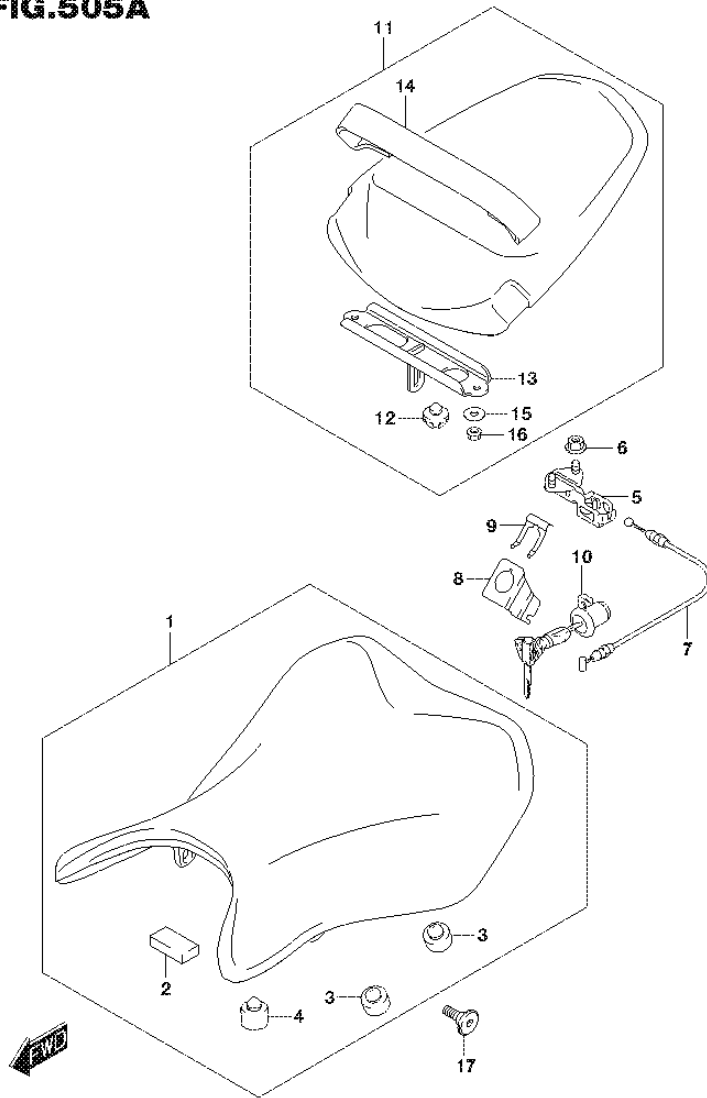
**FIG.496A**

**FIG.496A (1-F-10) LABEL**

REF NO.	PART NO.	DESCRIPTION	Q'TY	REMARKS
1-1	68319-49J30	LABEL, WARNING (FRENCH)	1	
1-2	68319-49J20	LABEL, WARNING (GERMAN)	1	
1-3	68319-02K40	LABEL, WARNING (ITALIAN)	1	
1-4	68319-02K90	LABEL, WARNING (SWEDISH)	1	
1-5	68319-49J00	LABEL, WARNING (ENGLISH)	1	
1-6	68319-49J40	LABEL, WARNING (ITALIAN)	1	
1-7	68319-49J50	LABEL, WARNING (SPANISH)	1	
1-8	68319-49JP0	LABEL, WARNING (RUSSIAN)	1	
1-9	68319-49J70	LABEL, WARNING (DUTCH)	1	
1-10	68319-49J80	LABEL, WARNING (PORTUGUESE)	1	
1-11	68319-49JA0	LABEL, WARNING (FINNISH)	1	
1-12	68319-49JB0	LABEL, WARNING (NORWEGIAN)	1	
1-13	68319-49JC0	LABEL, WARNING (DANISH)	1	
1-14	68319-49J90	LABEL, WARNING (SWEDISH)	1	
2	68332-13K00	LABEL, TIRE INFORMATION	1	
3	68386-14J00	LABEL, BRAKE FLUID INFORMATION	2	
4	18803-45G00	LABEL, FUEL INFORMATION	1	
5	17995-14JP0	LABEL, RADIATOR CAP	1	
6-1	99011-13K50-01A	MANUAL, OWNER'S (ENGLISH)	1	
6-2	99011-13K50-01E	MANUAL, OWNER'S (ITALIAN)	1	
6-3	99011-13K50-01F	MANUAL, OWNER'S (FRENCH)	1	
6-4	99011-13K50-01H	MANUAL, OWNER'S (DUTCH)	1	
6-5	99011-13K50-01K	MANUAL, OWNER'S (GERMAN)	1	
6-6	99011-13K50-01T	MANUAL, OWNER'S (DANISH)	1	
6-7	99011-13K50-01W	MANUAL, OWNER'S (SWEDISH)	1	
6-8	99011-13K50-029	MANUAL, OWNER'S (SPANISH)	1	
6-9	99011-13K50-070	MANUAL, OWNER'S (RUSSIAN)	1	



**FIG.505A**

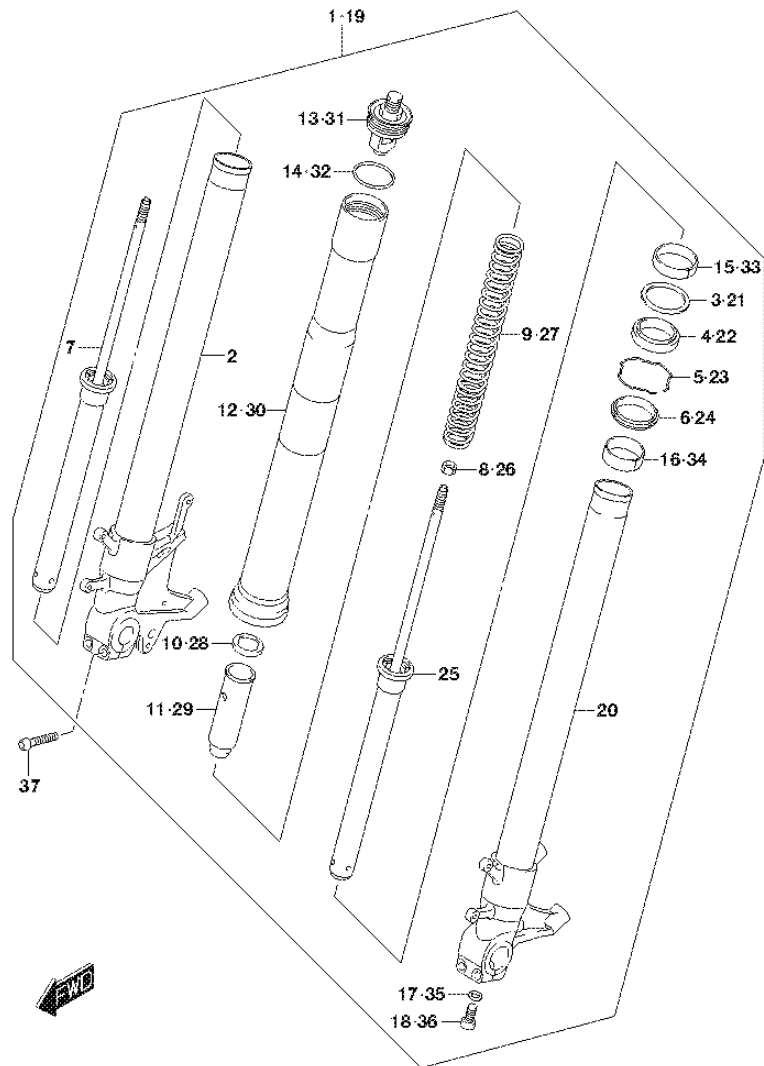


**FIG.505A (1-F-11) SEAT**

REF NO.	PART NO.	DESCRIPTION	Q'TY	REMARKS
1	45100-13K00-DW2	SEAT ASSY (BLACK)	1	
2	45149-37H00	.CUSHION	1	
3	09321-10033	.CUSHION	4	
4	09321-10039	.CUSHION	2	
5	45220-04K20	BRACKET, SEAT SUPPORT	1	
6	08316-1006A	NUT	2	
7	45280-13K00	CABLE, SEAT LOCK	1	
8	45288-14F00	GUIDE, SEAT LOCK CABLE	1	
9	45289-11F00	PLATE, SEAT LOCK ASSY	1	
10	95700-14810	LOCK SET, SEAT	1	
11	45300-13K00-P3H	SEAT ASSY, PILLION (BLACK)	1	
12	45148-20G90	.CUSHION, SEAT MONT	2	
13	45290-17K00	.STRIKER, SEAT LOCK	1	
14	45380-13K00-P3H	.BAND, PILLION SEAT GRIP(BLACK)	1	
15	09160-06129	.WASHER (6.5X16X1)	2	
16	08316-1006B	.NUT	2	
17	45241-17K00	SCREW, SEAT	2	

**FIG.521A**

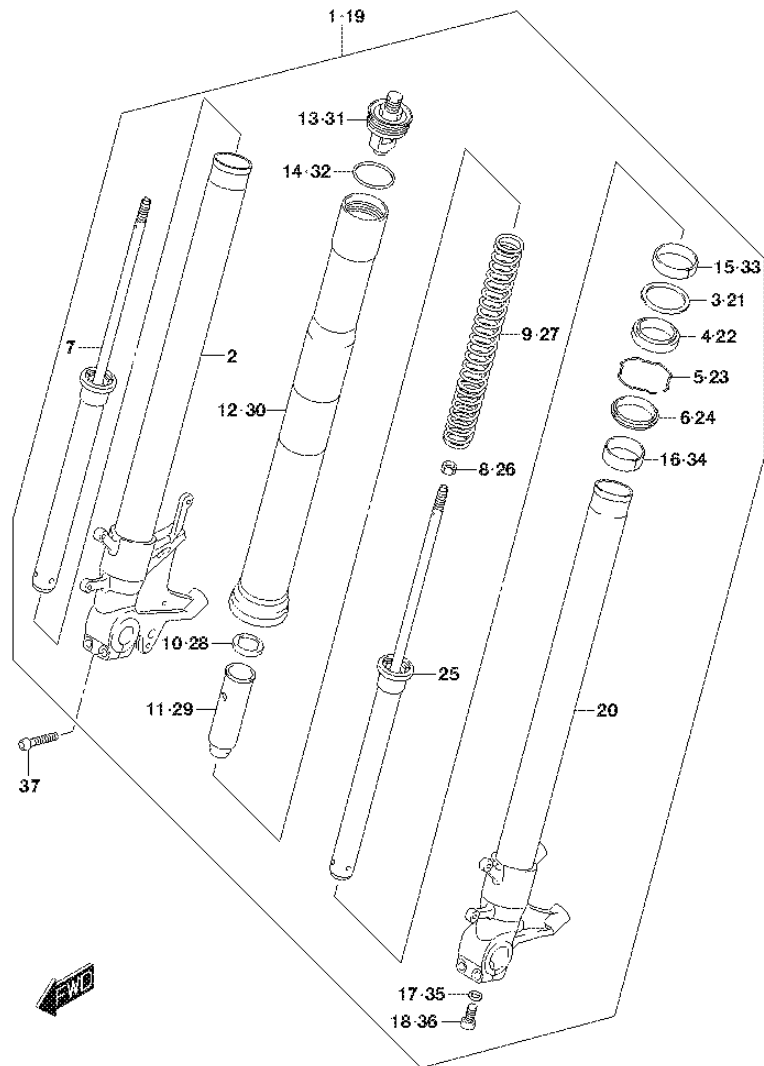
**FIG.521A (1-F-12) FRONT FORK DAMPER (GSX-S750AL7 E21)**



REF NO.	PART NO.	DESCRIPTION	Q'TY	REMARKS
1	51103-13K00	DAMPER ASSY, FRONT FORK RH	1	
2	51110-13K00	.TUBE, INNER RH	1	
3	51158-05A00	.WASHER	1	
4	51153-10G50	.OIL SEAL	1	
5	51156-49440	.RING, OIL SEAL STOPPER	1	
6	51173-14F00	.SEAL, DUST	1	
7	51146-13K00	.CYLINDER RH	1	
8	51352-13A60	.NUT, ROD	1	
9	51171-13K00	.SPRING	1	
10	51158-40F30	.GUIDE, SPRING	1	
11	51176-40F30	.SPACER, SPRING	1	
12	51131-13K00	.TUBE, OUTER	1	
13	51351-13K00	.CAP	1	
14	51117-39G20	.O RING	1	
15	51152-13K00	.SLIDE METAL	1	
16	51121-26E10	.PISTON	1	
17	51148-41310	.GASKET	1	
18	51147-05H00	.BOLT	1	

**FIG.521A**

**FIG.521A (1-F-13) FRONT FORK DAMPER (GSX-S750AL7 E21)**

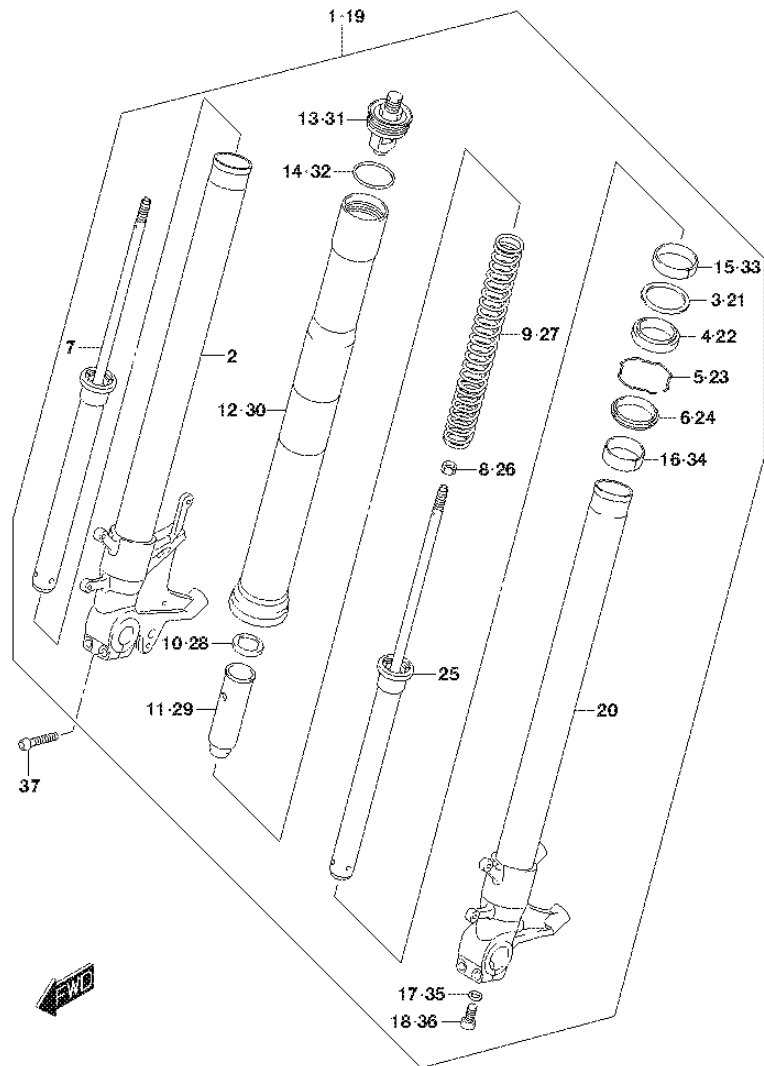


REF NO.	PART NO.	DESCRIPTION	Q'TY	REMARKS
19	51104-13K00	DAMPER ASSY, FRONT FORK LH	1	
20	51120-13K00	.TUBE, INNER LH	1	
21	51158-05A00	.WASHER	1	
22	51153-10G50	.OIL SEAL	1	
23	51156-49440	.RING, OIL SEAL STOPPER	1	
24	51173-14F00	.SEAL, DUST	1	
25	51156-13K00	.CYLINDER LH	1	
26	51352-13A60	.NUT, ROD	1	
27	51171-13K00	.SPRING	1	
28	51158-40F30	.GUIDE, SPRING	1	
29	51176-40F30	.SPACER, SPRING	1	
30	51131-13K00	.TUBE, OUTER	1	
31	51351-13K00	.CAP	1	
32	51117-39G20	.O RING	1	
33	51152-13K00	.SLIDE METAL	1	
34	51121-26E10	.PISTON	1	
35	51148-41310	.GASKET	1	
36	51147-05H00	.BOLT	1	
37	51166-24F60	.BOLT	4	

**FIG.521B**

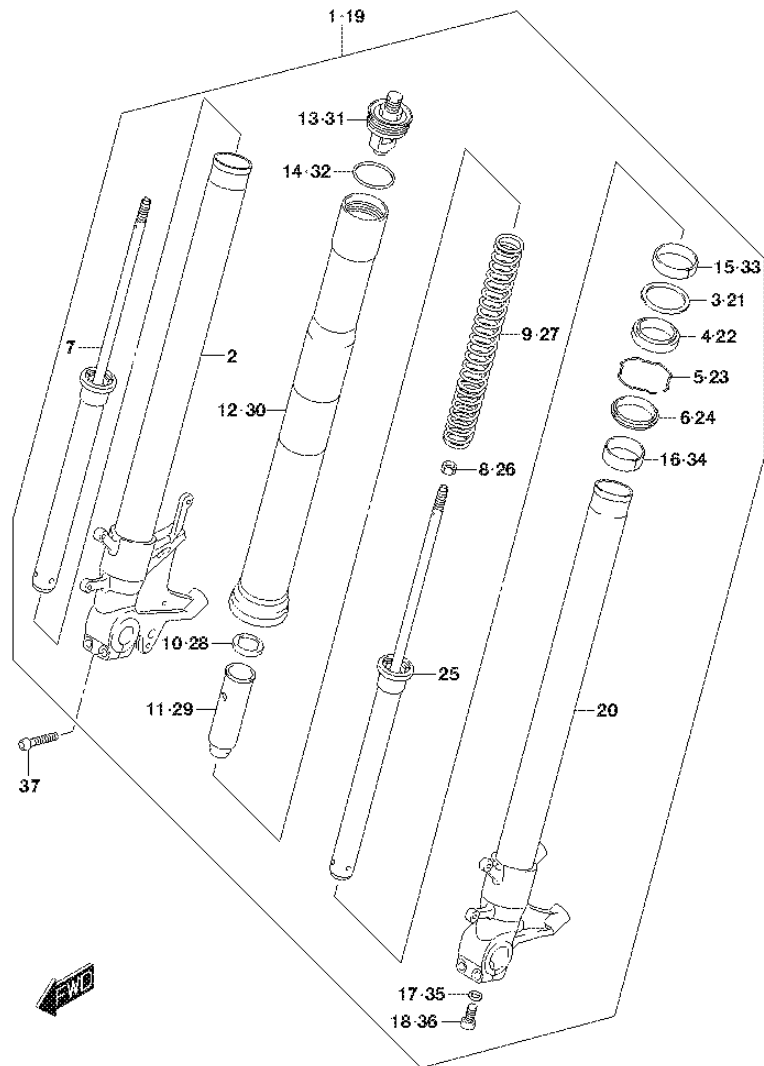
**FIG.521B (1-F-14) FRONT FORK DAMPER (GSX-S750AZL7 E21)**

REF NO.	PART NO.	DESCRIPTION	Q'TY	REMARKS
1	51103-13K10	DAMPER ASSY, FRONT FORK RH	1	
2	51110-13K00	.TUBE, INNER RH	1	
3	51158-05A00	.WASHER	1	
4	51153-10G50	.OIL SEAL	1	
5	51156-49440	.RING, OIL SEAL STOPPER	1	
6	51173-14F00	.SEAL, DUST	1	
7	51146-13K00	.CYLINDER RH	1	
8	51352-13A60	.NUT, ROD	1	
9	51171-13K00	.SPRING	1	
10	51158-40F30	.GUIDE, SPRING	1	
11	51176-40F30	.SPACER, SPRING	1	
12	51131-13K00	.TUBE, OUTER	1	
13	51351-13K00	.CAP	1	
14	51117-39G20	.O RING	1	
15	51152-13K00	.SLIDE METAL	1	
16	51121-26E10	.PISTON	1	
17	51148-41310	.GASKET	1	
18	51147-05H00	.BOLT	1	



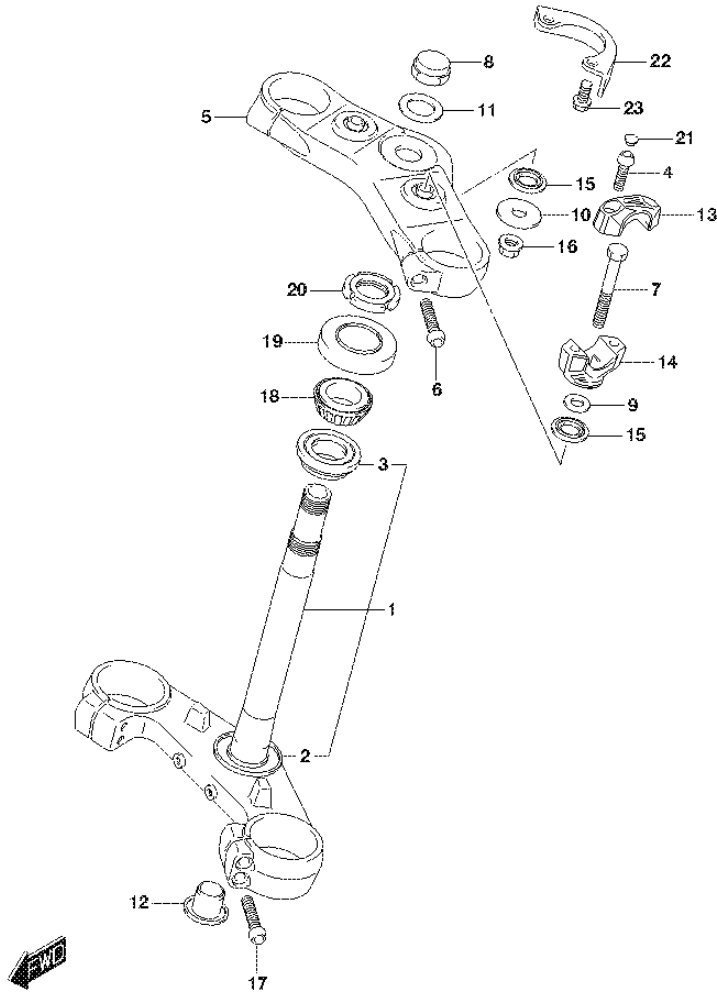
**FIG.521B**

**FIG.521B (1-F-15) FRONT FORK DAMPER (GSX-S750AZL7 E21)**



REF NO.	PART NO.	DESCRIPTION	Q'TY	REMARKS
19	51104-13K10	DAMPER ASSY, FRONT FORK LH	1	
20	51120-13K00	.TUBE, INNER LH	1	
21	51158-05A00	.WASHER	1	
22	51153-10G50	.OIL SEAL	1	
23	51156-49440	.RING, OIL SEAL STOPPER	1	
24	51173-14F00	.SEAL, DUST	1	
25	51156-13K00	.CYLINDER LH	1	
26	51352-13A60	.NUT, ROD	1	
27	51171-13K00	.SPRING	1	
28	51158-40F30	.GUIDE, SPRING	1	
29	51176-40F30	.SPACER, SPRING	1	
30	51131-13K10	.TUBE, OUTER	1	
31	51351-13K00	.CAP	1	
32	51117-39G20	.O RING	1	
33	51152-13K00	.SLIDE METAL	1	
34	51121-26E10	.PISTON	1	
35	51148-41310	.GASKET	1	
36	51147-05H00	.BOLT	1	
37	51166-24F60	.BOLT	4	

**FIG.524A**



**FIG.524A (1-G-2) STEERING STEM**

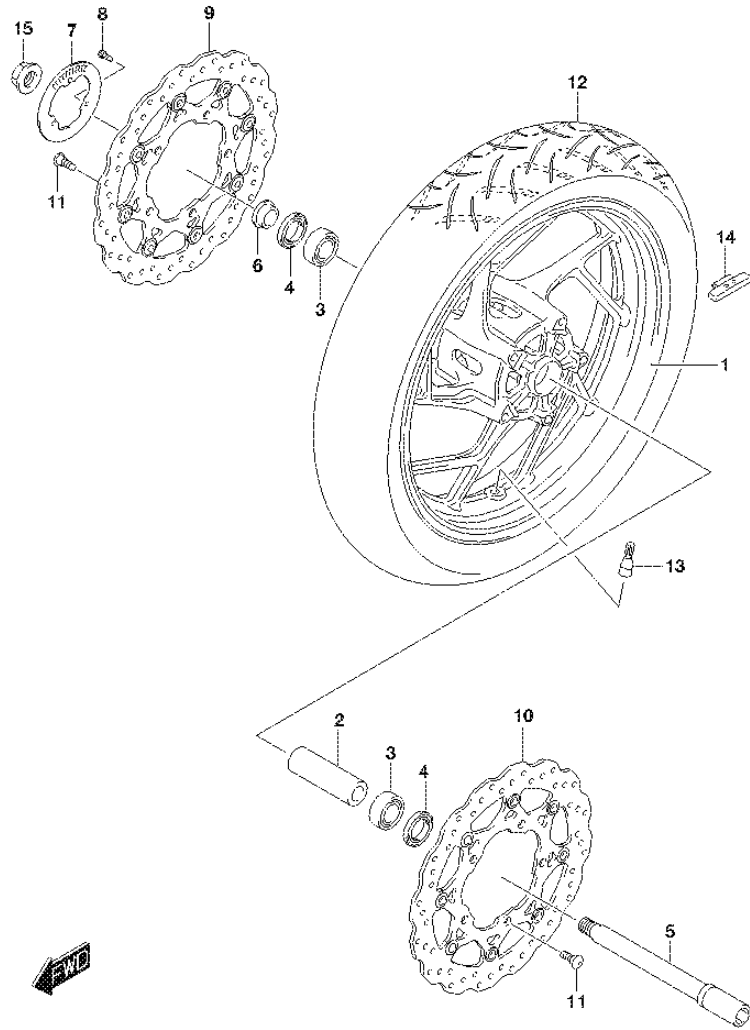
REF NO.	PART NO.	DESCRIPTION	Q'TY	REMARKS
1	51410-08J00-291	BRACKET, UNDER (BLACK)	1	
2	51644-12C00	.SEAL, STEERING LOWER	1	
3	09265-30020	.BEARING (30X55X17)	1	
4	51328-46H00	BOLT	4	
5	51311-13K00-291	BRACKET, UPPER (BLACK)	1	
6	51166-40H20	BOLT (8X40)	2	
7	51321-17H10	BOLT	2	
8	51353-24B00	NUT, CAP	1	
9	51354-17H00	WASHER	2	
10	51355-16G00	WASHER	2	
11	51356-10D03	WASHER	1	
12	51482-26F00	CAP	1	
13	56211-13K00-291	HOLDER, HANDLE UPPER (BLACK)	2	
14	56221-13K00-291	HOLDER, HANDLE LOWER (BLACK)	2	
15	56245-08J00	RUBBER, HANDLE HOLDER	4	
16	08319-3110A	NUT	2	
17	51166-40H20	BOLT (8X40)	4	
18	09265-25038	BEARING (25X47X15)	1	
19	51643-40502	SEAL, STEERING UPPER DUST	1	
20	51631-31F00	NUT, STEERING STEM	1	
21	09250-06015	CAP (OD:10.5)	4	
22	51911-08J01	PLATE, STEERING LOCK	1	
23	09103-08351	BOLT (8X16)	2	



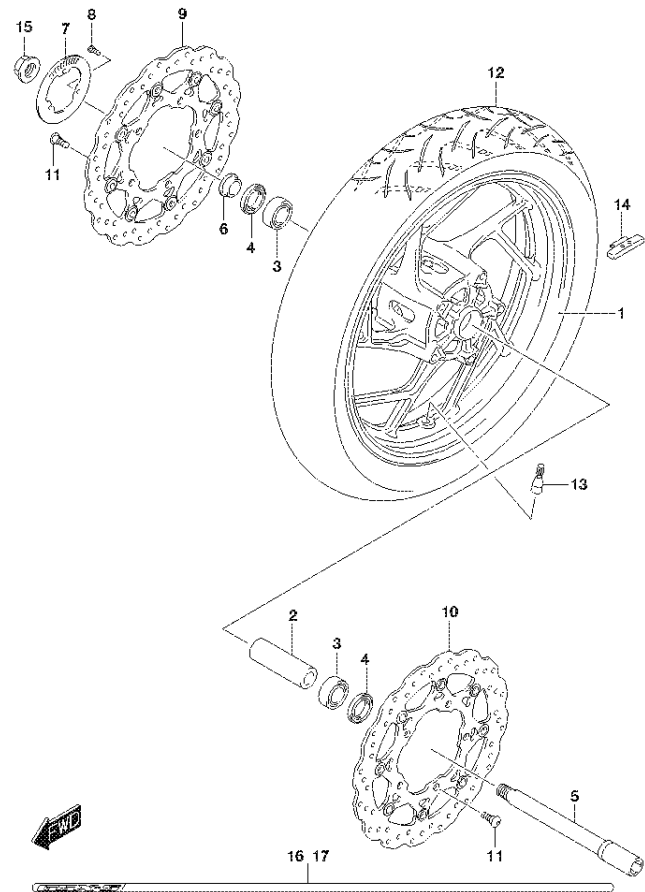
**FIG.530A**

**FIG.530A (1-G-3) FRONT WHEEL (GSX-S750AL7 E21)**

REF NO.	PART NO.	DESCRIPTION	Q'TY	REMARKS
1	54111-13K00-019	WHEEL, FRONT (17M/CXMT3.50) (BLACK)	1	
2	54731-14J00	SPACER, FRONT WHEEL BEARING	1	
3	09262-22035	BEARING (22X44X12)	2	
4	09283-28016	OIL SEAL (28X44X7.5)	2	
5	54711-14J00	AXLE, FRONT	1	
6	54751-14J00	SPACER, FRONT AXLE	1	
7	54162-44H00	RING, SPEED SENSOR FRONT	1	
8	07130-0512A	BOLT	3	
9	59210-13K00	DISC, FRONT BRAKE RH	1	
10	59220-13K00	DISC, FRONT BRAKE LH	1	
11	09106-08160	BOLT (8X21)	10	
12	55110-13K00	TIRE, FRONT	1	BRIDGESTONE BATTLAX HYPERSPORT S21F G
13	43130-24A00	VALVE ASSY, WHEEL RIM (TR412)	1	
14-1	55411-22H00	BALANCER, WHEEL NO.1	AR	10G
14-2	55412-22H00	BALANCER, WHEEL NO.2	AR	20G
14-3	55413-22H00	BALANCER, WHEEL NO.3	AR	30G
15	62994-47H00	NUT, FRONT AXLE	1	



**FIG.530B**

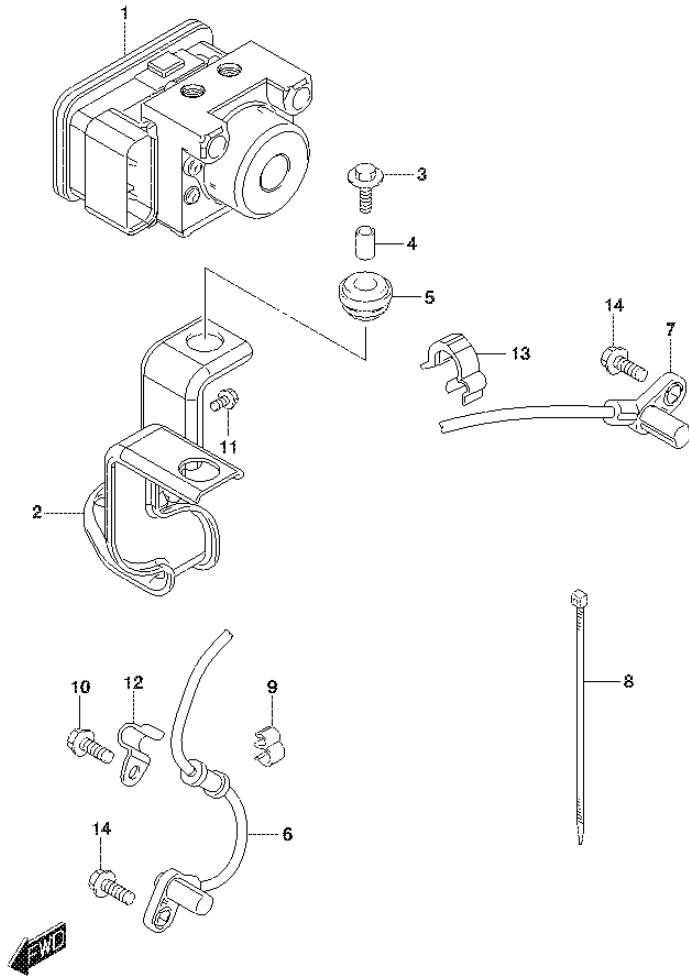


GSX-S750AL7\_E21\_530B  
FRONT WHEEL

**FIG.530B (1-G-4) FRONT WHEEL (GSX-S750AZL7 E21)**

REF NO.	PART NO.	DESCRIPTION	Q'TY	REMARKS
1	54111-13K00-019	WHEEL, FRONT (17M/CXMT3.50) (BLACK)	1	
2	54731-14J00	SPACER, FRONT WHEEL BEARING	1	
3	09262-22035	BEARING (22X44X12)	2	
4	09283-28016	OIL SEAL (28X44X7.5)	2	
5	54711-14J00	AXLE, FRONT	1	
6	54751-14J00	SPACER, FRONT AXLE	1	
7	54162-44H00	RING, SPEED SENSOR FRONT	1	
8	07130-0512A	BOLT	3	
9	59210-13K00	DISC, FRONT BRAKE RH	1	
10	59220-13K00	DISC, FRONT BRAKE LH	1	
11	09106-08160	BOLT (8X21)	10	
12	55110-13K00	TIRE, FRONT (120/70ZR17M/C 58W)	1	BRIDGESTONE BATTLAX HYPERSPORT S21F G
13	43130-24A00	VALVE ASSY, WHEEL RIM (TR412)	1	
14-1	55411-22H00	BALANCER, WHEEL NO.1	AR	10G
14-2	55412-22H00	BALANCER, WHEEL NO.2	AR	20G
14-3	55413-22H00	BALANCER, WHEEL NO.3	AR	30G
15	62994-47H00	NUT, FRONT AXLE	1	
16	68251-04K00-BGH	TAPE, WHEEL RH	1	
17	68252-04K00-BGH	TAPE, WHEEL LH	1	

**FIG.533A**



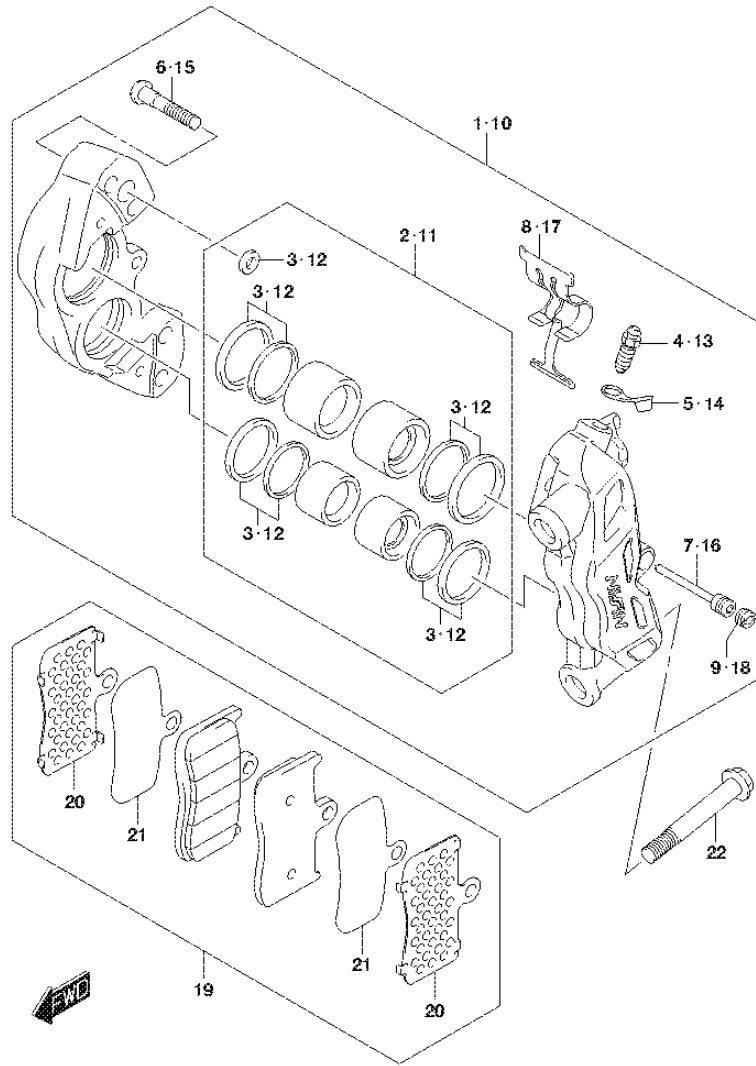
**FIG.533A (1-G-5) HYDRAULIC UNIT**

REF NO.	PART NO.	DESCRIPTION	Q'TY	REMARKS
1	55610-13K00	UNIT ASSY, HYDRAULIC ABS	1	
2	55661-13K00	HOLDER, HYDRAULIC UNIT	1	
3	09116-06150	BOLT (6X25)	2	
4	55662-10G00	SPACER, HYDRAULIC UNIT	2	
5	55663-10G10	RUBBER, HYDRAULIC UNIT	2	
6	55710-13K10	SENSOR, FRONT WHEEL ABS	1	
7	65710-13K10	SENSOR, REAR WHEEL ABS	1	
8	09407-14407	CLAMP (L:145)	1	
9	09408-00266	CLAMP	3	
10	01547-0616B	BOLT	1	
11	01547-0610A	BOLT	2	
12	55731-15H00	CLAMP, SENSOR LEAD FRONT NO.1	1	
13	09408-00307	CLAMP	2	
14	01547-0616B	BOLT	2	

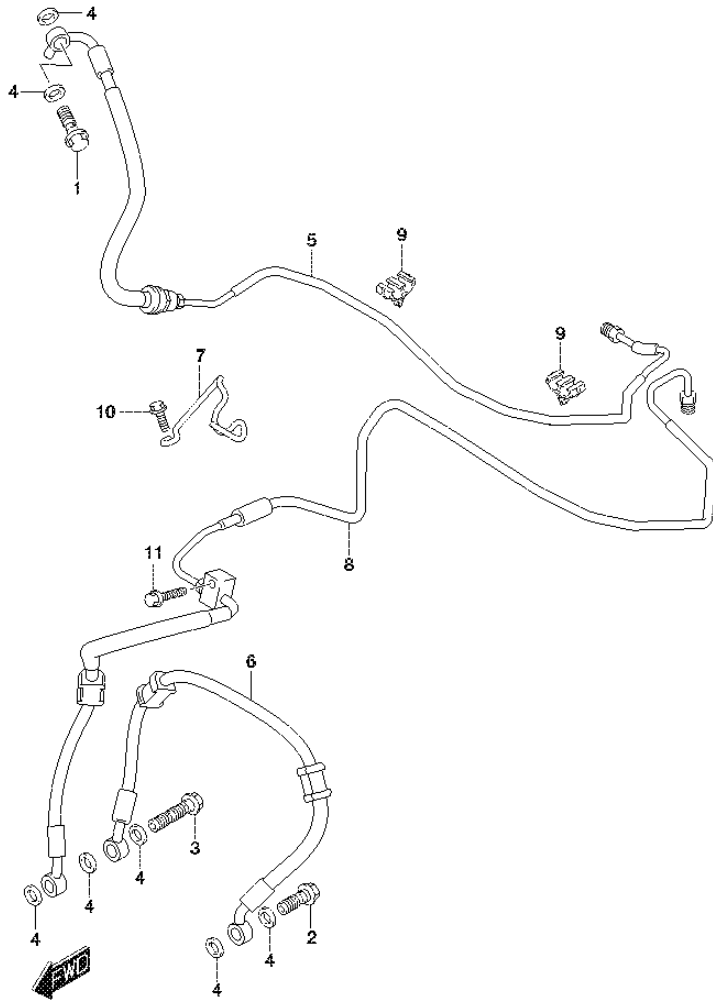
**FIG.535A**

**FIG.535A (1-G-6) FRONT CALIPER**

REF NO.	PART NO.	DESCRIPTION	Q'TY	REMARKS
1	59100-23H40-999	CALIPER ASSY, FRONT RH	1	
2	59100-23820	.PISTON SET	1	
3	59100-23810	..SEAL SET, PISTON	1	
4	59121-01A00	.BLEEDER	1	
5	59122-01A00	.CAP, BLEEDER	1	
6	59145-23H00	.BOLT	4	
7	59146-21E10	.PLUG, PIN	1	
8	59151-23H00	.SPRING, PAD	1	
9	59345-00B20	.PIN, HANGER	1	
10	59300-23H40-999	CALIPER ASSY, FRONT LH	1	
11	59100-23820	.PISTON SET	1	
12	59100-23810	..SEAL SET, PISTON	1	
13	59121-01A00	.BLEEDER	1	
14	59122-01A00	.CAP, BLEEDER	1	
15	59145-23H00	.BOLT	4	
16	59146-21E10	.PLUG, PIN	1	
17	59151-23H00	.SPRING, PAD	1	
18	59345-00B20	.PIN, HANGER	1	
19	59100-23851	PAD & SHIM SET	2	
20	59133-23H00	.SHIM	4	
21	69132-23H00	.INSULATOR	4	
22	09103-10450	BOLT (10X70)	4	



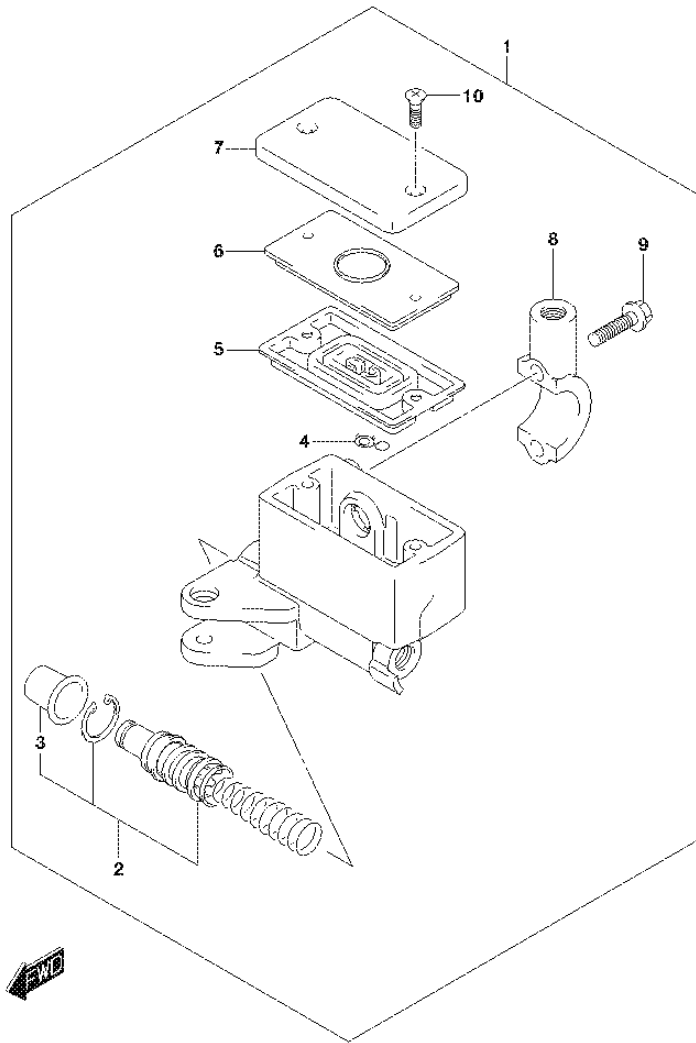
**FIG.536A**



**FIG.536A (1-G-7) FRONT BRAKE HOSE**

REF NO.	PART NO.	DESCRIPTION	Q'TY	REMARKS
1	09360-10042	UNION	1	
2	09360-10042	UNION	1	
3	09360-10069	UNION	1	
4	09161-10009	WASHER (10X15X1.5)	7	
5	59200-13K00	HOSE ASSY, FRONT BRAKE NO.1	1	
6	59240-13K00	HOSE, FRONT BRAKE NO.2	1	
7	59251-08J00	CLAMP, FRONT BRAKE HOSE	1	
8	59400-13K00	HOSE ASSY, FR BRAKE NO.2	1	
9	09403-07344	CLAMP	2	
10	01547-0616B	BOLT	1	
11	01547-0620B	BOLT	1	

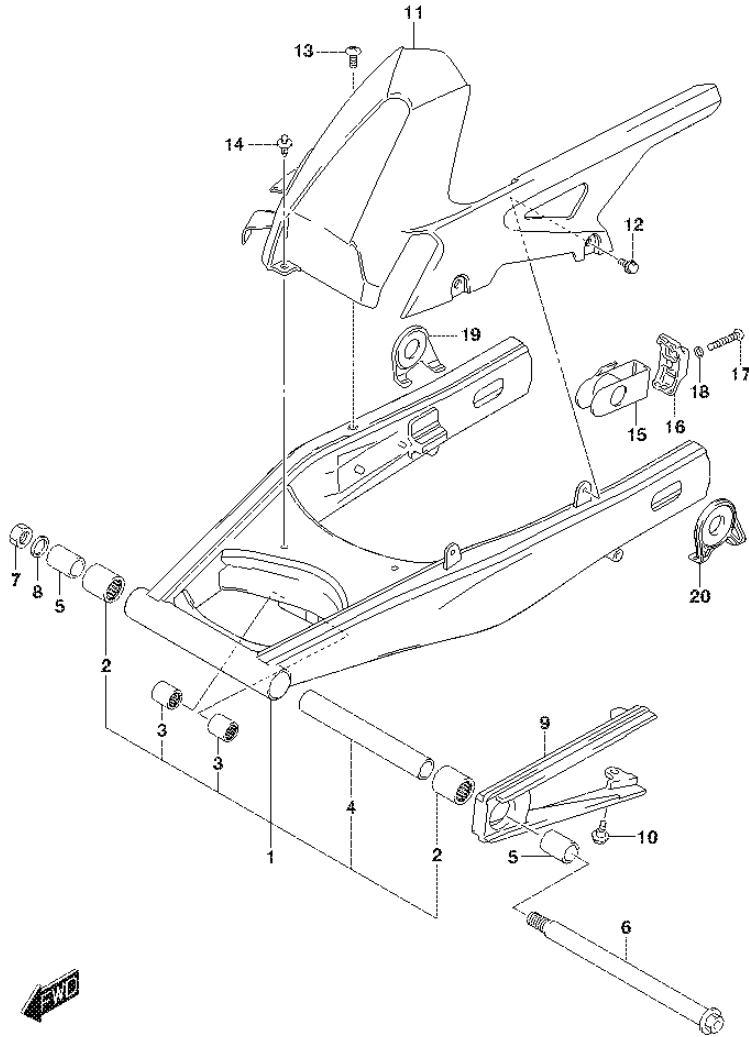
**FIG.537A**



**FIG.537A (1-G-8) FRONT MASTER CYLINDER**

REF NO.	PART NO.	DESCRIPTION	Q'TY	REMARKS
1	59600-10G30	CYLINDER ASSY, FRONT MASTER	1	
2	59600-45870	.PISTON & CUP SET	1	
3	59666-44300	..BOOT	1	
4	59664-32F00	.PROTECTOR	1	
5	59667-49460	.DIAPHRAGM	1	
6	59668-41C00	.PLATE, DIAPHRAGM	1	
7	59669-10G00	.CAP	1	
8	59671-32F00	.HOLDER	1	
9	59675-02FA0	.BOLT (6X22)	2	
10	69689-49300	.SCREW, RESERVOIR CAP	2	

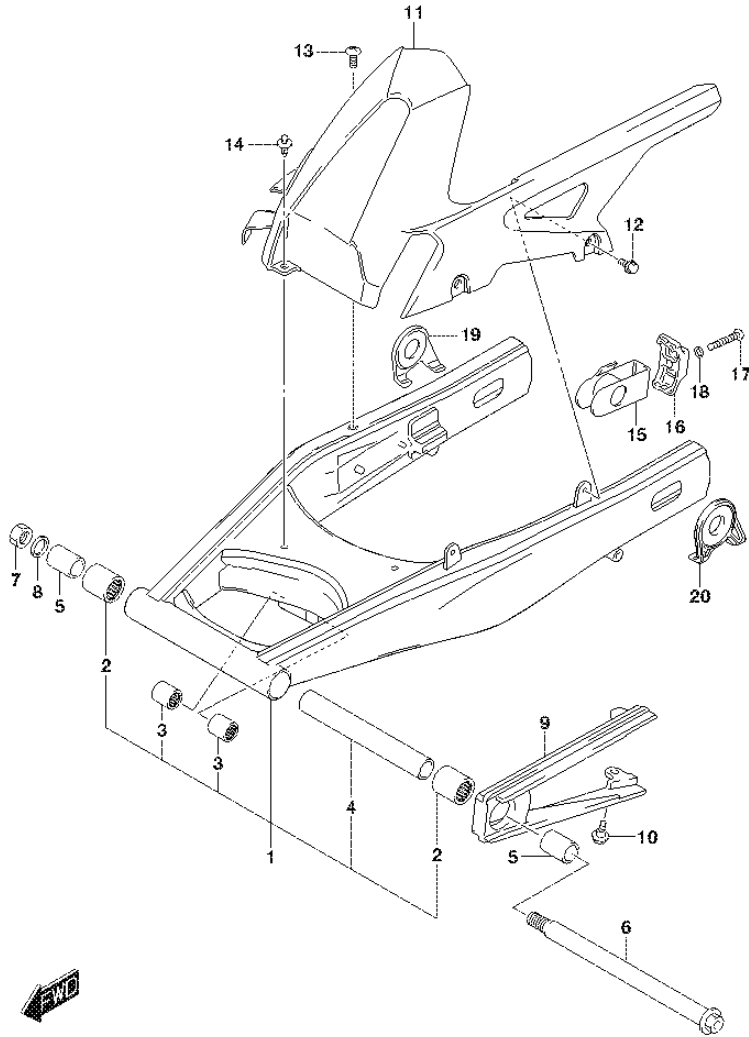
**FIG.541A**



**FIG.541A (1-G-9) REAR SWINGINGARM (GSX-S750AL7 E21)**

REF NO.	PART NO.	DESCRIPTION	Q'TY	REMARKS
1	61000-13K00-YAP	SWINGING ARM ASSY, REAR (BLACK)	1	
2	09263-25059	.BEARING (25X33X35)	2	
3	09263-17037	.BEARING (17X24X25)	2	
4	61282-17C00	.SPACER, PIVOT CENTER	1	
5	61251-21E00	SPACER, PIVOT	2	
6	61211-31E00	SHAFT, PIVOT	1	
7	09159-18007	NUT	1	
8	09160-18030	WASHER (18.5X28X2.6)	1	
9	61273-13K00	BUFFER, CHAIN TOUCH DEFENSE	1	
10	09111-06072	BOLT (6X17.8)	1	
11	61310-13K00	CASE, CHAIN	1	
12	09111-06107	BOLT (6X12)	2	
13	09139-06113	SCREW (6X16)	1	
14	09409-08308-5ES	CLIP (BLACK)	1	
15	61410-13K00	ADJUSTER, CHAIN	2	
16	61421-13K00	PLATE, CHAIN ADJUSTER GUIDE	2	
17	09106-08119	BOLT (8X50)	2	
18	09164-08015	WASHER	2	
19	61445-13K00	WASHER, CHAIN ADJUSTER RH	1	
20	61446-13K00	WASHER, CHAIN ADJUSTER LH	1	

**FIG.541B**

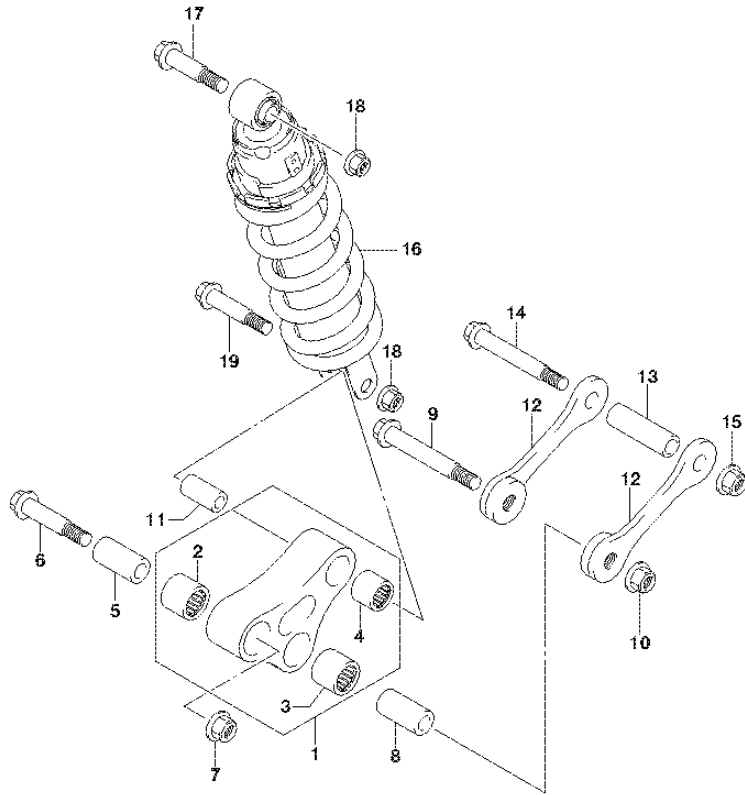


**FIG.541B (1-G-10) REAR SWINGINGARM (GSX-S750AZL7 E21)**

REF NO.	PART NO.	DESCRIPTION	Q'TY	REMARKS
1	61000-13K00-YAP	SWINGING ARM ASSY, REAR (BLACK)	1	
2	09263-25059	.BEARING (25X33X35)	2	
3	09263-17037	.BEARING (17X24X25)	2	
4	61282-17C00	.SPACER, PIVOT CENTER	1	
5	61251-21E00	SPACER, PIVOT	2	
6	61211-31E00	SHAFT, PIVOT	1	
7	09159-18007	NUT	1	
8	09160-18030	WASHER (18.5X28X2.6)	1	
9	61273-13K00	BUFFER, CHAIN TOUCH DEFENSE	1	
10	09111-06072	BOLT (6X17.8)	1	
11	61310-13K00	CASE, CHAIN	1	
12	09111-06107	BOLT (6X12)	2	
13	09139-06113	SCREW (6X16)	1	
14	09409-08308-5ES	CLIP (BLACK)	1	
15	61410-13K00	ADJUSTER, CHAIN	2	
16	61421-13K10	PLATE, CHAIN ADJUSTER GUIDE	2	
17	09106-08119	BOLT (8X50)	2	
18	09164-08015	WASHER	2	
19	61445-13K10	WASHER, CHAIN ADJUSTER RH	1	
20	61446-13K10	WASHER, CHAIN ADJUSTER LH	1	



**FIG.543A**

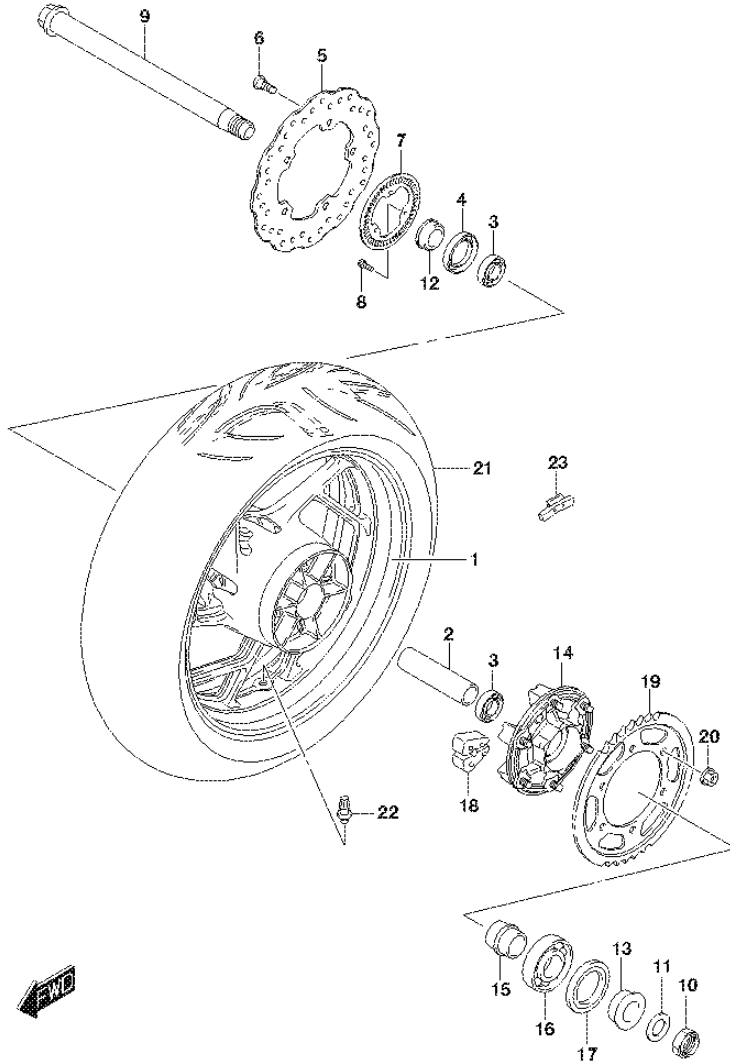


**FIG.543A (1-G-11) REAR CUSHION LEVER**

REF NO.	PART NO.	DESCRIPTION	Q'TY	REMARKS
1	62600-08840	LEVER SET, REAR CUSHION	1	
2	09263-20074	.BEARING (20X27X32)	1	FRONT
3	09263-20074	.BEARING (20X27X32)	1	CENTER
4	09263-17046	.BEARING (17X24X32)	1	REAR
5	62317-44B00	SPACER, FRONT	1	
6	62668-42A02	BOLT, FRONT	1	
7	09159-12056	NUT	1	
8	62317-44B00	SPACER, CENTER	1	
9	62658-37F10	BOLT, CENTER	1	
10	09159-12056	NUT	1	
11	62317-47H00	SPACER, REAR	1	
12	62640-08J00	ROD, REAR CUSHION	2	
13	62646-08J00	SPACER, ROD	1	
14	62658-37F10	BOLT, ROD	1	
15	09159-12056	NUT	1	
16	62100-08JC0-17U	ABSORBER ASSY, REAR SHOCK (GRAY)	1	
17	09103-10213	BOLT (10X52)	1	UPPER
18	09159-10115	NUT	2	
19	09103-10428	BOLT (10X58)	1	LOWER



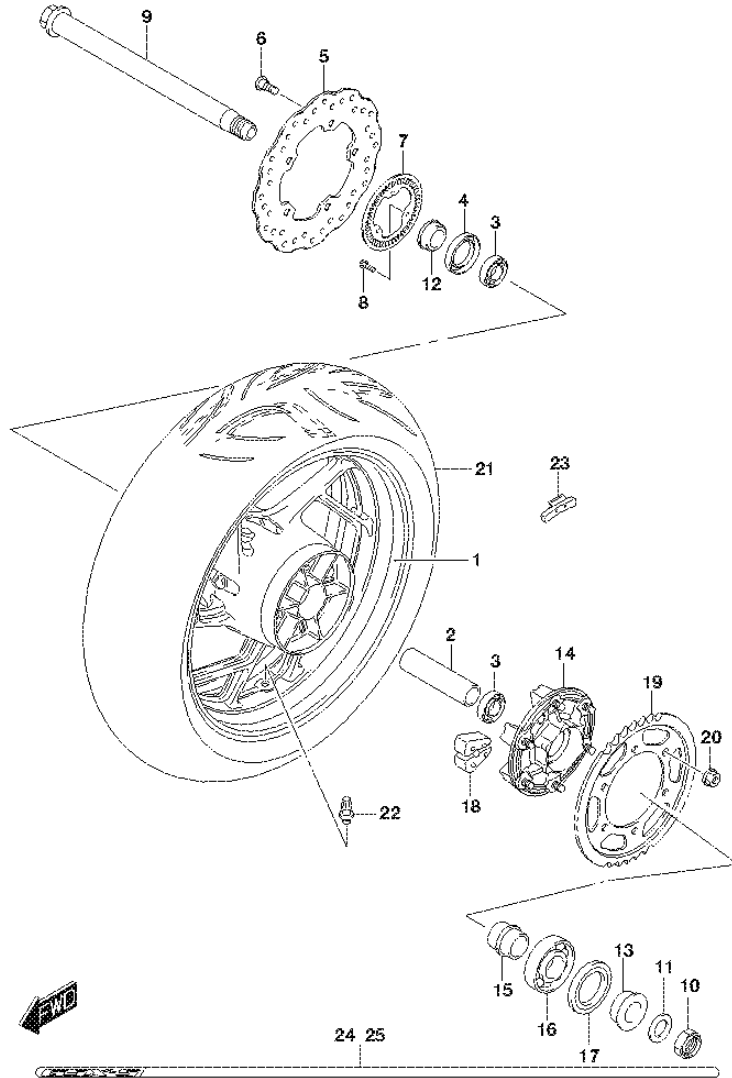
**FIG.550A**



**FIG.550A (1-G-12) REAR WHEEL (GSX-S750AL7 E21)**

REF NO.	PART NO.	DESCRIPTION	Q'TY	REMARKS
1	64111-13K00-019	WHEEL, REAR (17M/CXMT5.50) (BLACK)	1	
2	64731-44G00	SPACER, REAR WHEEL BEARING	1	
3	09262-25061	BEARING (25X52X15)	2	
4	09284-37001	OIL SEAL (37X52X8)	1	
5	69211-13K00	DISC, REAR BRAKE	1	
6	09106-08160	BOLT (8X21)	5	
7	54162-27G00	RING, SPEED SENSOR REAR	1	
8	07130-0512A	BOLT	3	
9	64711-13K00	AXLE, REAR	1	
10	64721-13K00	NUT, REAR AXLE	1	
11	09160-22085	WASHER (22X46X2.6)	1	
12	64741-44G00	SPACER, REAR AXLE RH	1	
13	64751-08J00	SPACER, REAR AXLE LH	1	
14	64610-47H00	DRUM, REAR SPROCKET	1	
15	64733-44G00	RETAINER, REAR SPROCKET DRUM	1	
16	09262-32022	BEARING (32X65X17)	1	
17	09285-39001	OIL SEAL (39X65X7)	1	
18	64651-47H10	ABSORBER, REAR HUB SHOCK	6	
19	64511-14J00	SPROCKET, REAR (NT:43)	1	
20	08319-3110A	NUT	6	
21	65110-13K00	TIRE, REAR (180/55ZR17M/C 73W)	1	BRIDGESTONE BATTLAX HYPERSPORT S21R G
22	43130-24A00	VALVE ASSY, WHEEL RIM (TR412)	1	
23-1	55411-22H00	BALANCER, WHEEL NO.1	AR	10G
23-2	55412-22H00	BALANCER, WHEEL NO.2	AR	20G
23-3	55413-22H00	BALANCER, WHEEL NO.3	AR	30G

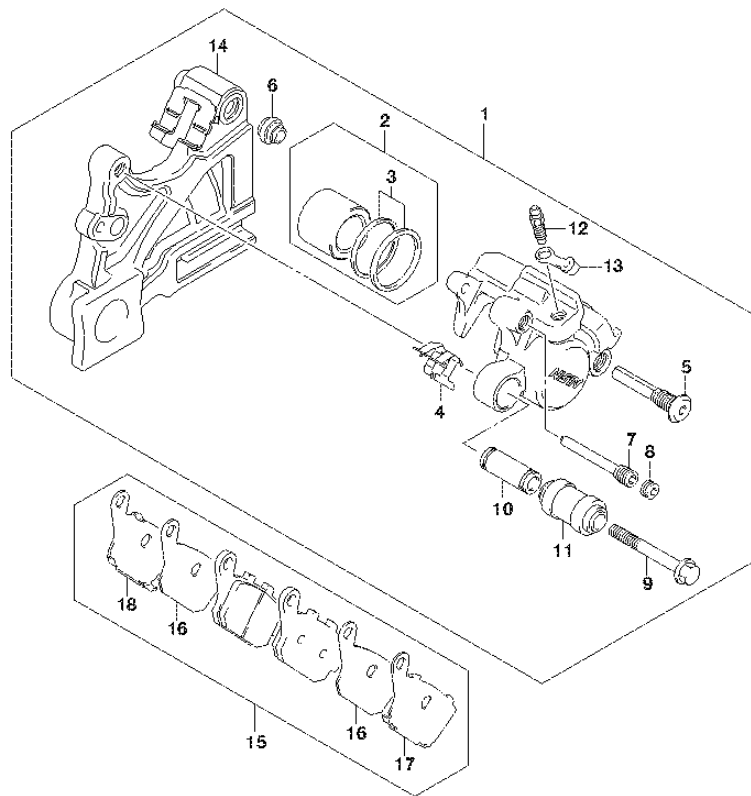
**FIG.550B**



**FIG.550B (1-G-13) REAR WHEEL (GSX-S750AZL7 E21)**

REF NO.	PART NO.	DESCRIPTION	Q'TY	REMARKS
1	64111-13K00-019	WHEEL, REAR (17M/CXMT5.50) (BLACK)	1	
2	64731-44G00	SPACER, REAR WHEEL BEARING	1	
3	09262-25061	BEARING (25X52X15)	2	
4	09284-37001	OIL SEAL (37X52X8)	1	
5	69211-13K00	DISC, REAR BRAKE	1	
6	09106-08160	BOLT (8X21)	5	
7	54162-27G00	RING, SPEED SENSOR REAR	1	
8	07130-0512A	BOLT	3	
9	64711-13K00	AXLE, REAR	1	
10	64721-13K00	NUT, REAR AXLE	1	
11	09160-22085	WASHER (22X46X2.6)	1	
12	64741-44G00	SPACER, REAR AXLE RH	1	
13	64751-08J00	SPACER, REAR AXLE LH	1	
14	64610-47H00	DRUM, REAR SPROCKET	1	
15	64733-44G00	RETAINER, REAR SPROCKET DRUM	1	
16	09262-32022	BEARING (32X65X17)	1	
17	09285-39001	OIL SEAL (39X65X7)	1	
18	64651-47H10	ABSORBER, REAR HUB SHOCK	6	
19	64511-14J00	SPROCKET, REAR (NT:43)	1	
20	08319-3110A	NUT	6	
21	65110-13K00	TIRE, REAR (180/55ZR17M/C 73W)	1	BRIDGESTONE BATTLAX HYPERSPORT S21R G
22	43130-24A00	VALVE ASSY, WHEEL RIM (TR412)	1	
23-1	55411-22H00	BALANCER, WHEEL NO.1	AR	10G
23-2	55412-22H00	BALANCER, WHEEL NO.2	AR	20G
23-3	55413-22H00	BALANCER, WHEEL NO.3	AR	30G
24	68251-04K00-BGH	TAPE, WHEEL RH	1	
25	68252-04K00-BGH	TAPE, WHEEL LH	1	

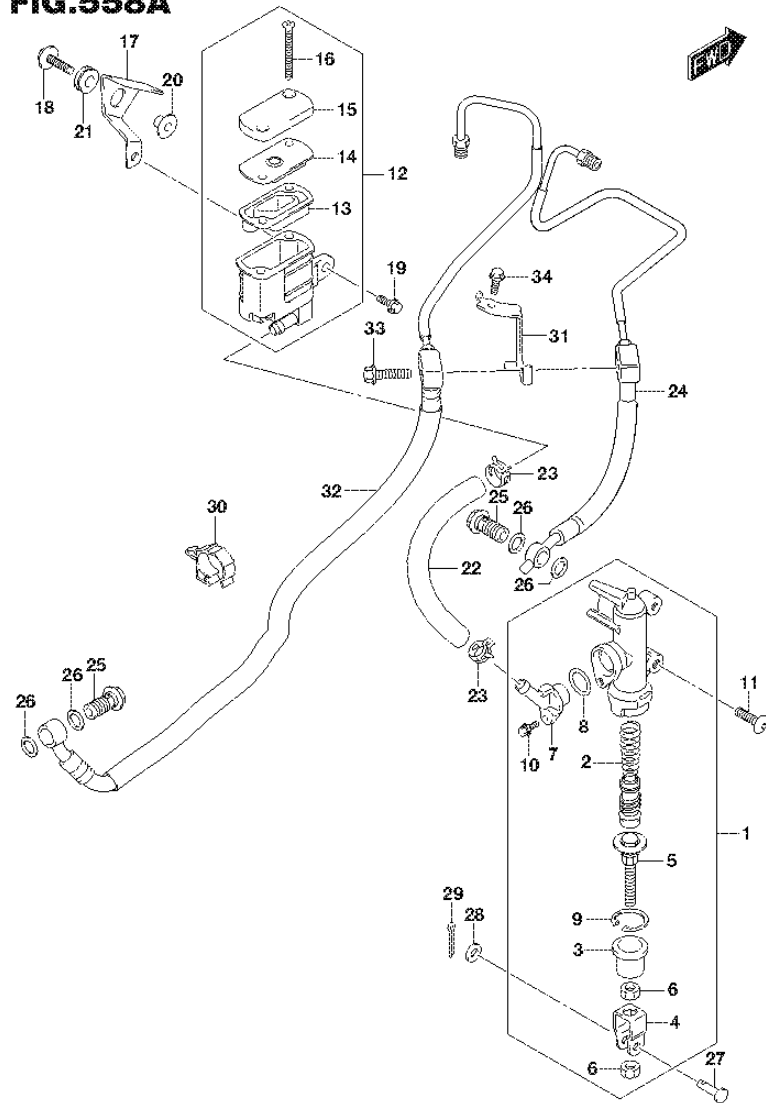
**FIG.555A**



**FIG.555A (1-G-14) REAR CALIPER**

REF NO.	PART NO.	DESCRIPTION	Q'TY	REMARKS
1	69100-13K10-999	CALIPER ASSY, REAR	1	
2	69100-04810	.PISTON SET	1	
3	69100-04820	..SEAL SET, PISTON	1	
4	69115-04F00	.SPRING, PAD	1	
5	59305-36E00	.PIN, BOLT	1	
6	59303-14500	.BOOT	1	
7	69141-40F00	.PIN, PAD	1	
8	59146-08J00	.PIN, PLUG	1	
9	69182-04F00	.BOLT	1	
10	69185-04F00	.SLEEVE	1	
11	69186-04F00	.BOOT, SLEEVE	1	
12	59121-01A00	.BLEEDER	1	
13	59122-46H00	.CAP, BLEEDER	1	
14	69150-13K00	.BRACKET	1	
15	69100-08850	PAD & RETAINER SET	1	
16	69132-08J00	.INSULATOR	2	
17	69133-06G00	.RETAINER	1	
18	69134-06G00	.RETAINER	1	

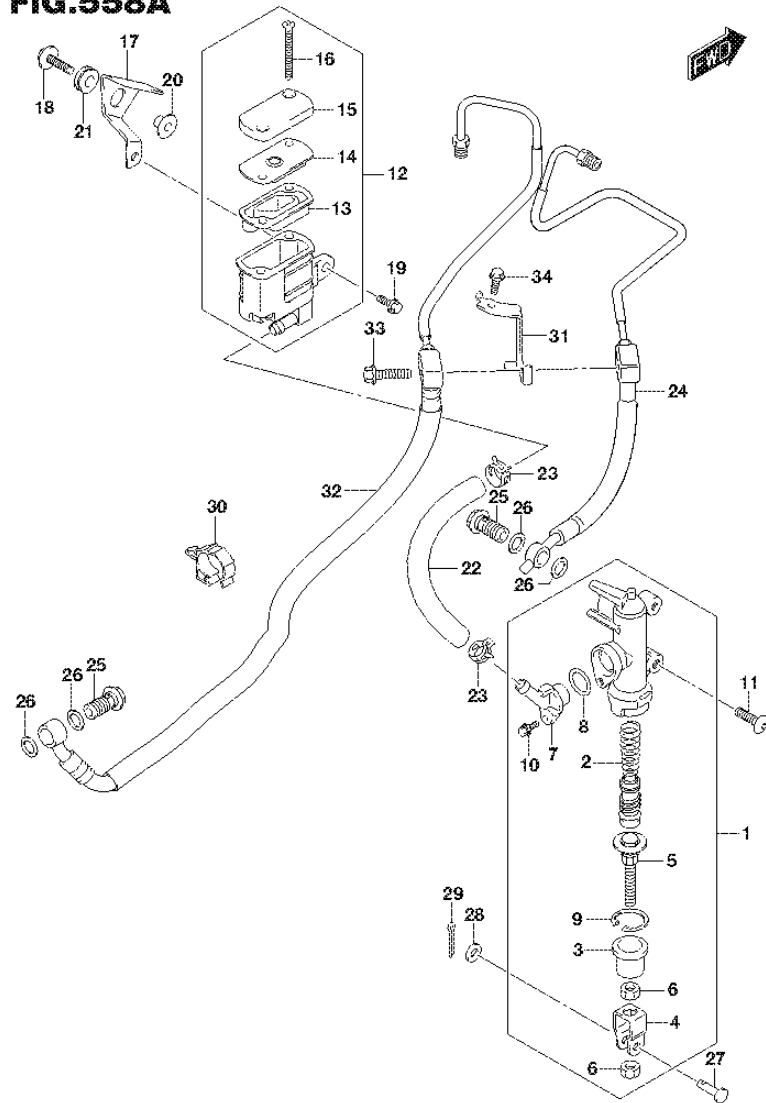
**FIG.558A**



**FIG.558A (1-G-15) REAR MASTER CYLINDER**

REF NO.	PART NO.	DESCRIPTION	Q'TY	REMARKS
1	69600-08J10	CYLINDER ASSY, REAR MASTER	1	
2	69600-34810	.PISTON/CAP SET	1	
3	69691-04A00	.BOOT	1	
4	69692-47H00	.YOKE	1	
5	69670-27A50	.ROD, PUSH	1	
6	69693-47H00	.NUT	2	
7	69672-08J10	.CONNECTOR	1	
8	69686-34200	.O RING	1	
9	69665-47H00	.CIRCLIP	1	
10	02112-7412A	.SCREW	1	
11	09139-06028	SCREW (6X20)	2	
12	69740-18K00	TANK ASSY, REAR RESERVOIR	1	
13	69667-01H00	.DIAPHRAGM	1	
14	69668-01H00	.PLATE, DIAPHRAGM	1	
15	69669-18K00	.CAP	1	
16	69689-01H00	.SCREW	2	
17	69750-13K00	BRACKET, REAR RESERVOIR TANK	1	
18	09116-06202	BOLT (6X25)	1	
19	01547-0612A	BOLT	1	
20	09180-06325	SPACER (6.2X8.4X6.9)	1	
21	09320-08066	CUSHION	1	
22	69731-08J00	HOSE, REAR RESERVOIR TANK	1	
23	09401-12404	CLIP	2	
24	69200-13K00	HOSE, ASSY REAR BRAKE NO.1	1	
25	09360-10062	UNION	2	
26	09161-10009	WASHER (10X15X1.5)	4	
27	09200-06037	PIN	1	
28	08322-0106A	WASHER	1	
29	04111-2015A	COTTER PIN	1	
30	09403-17306	CLAMP	1	

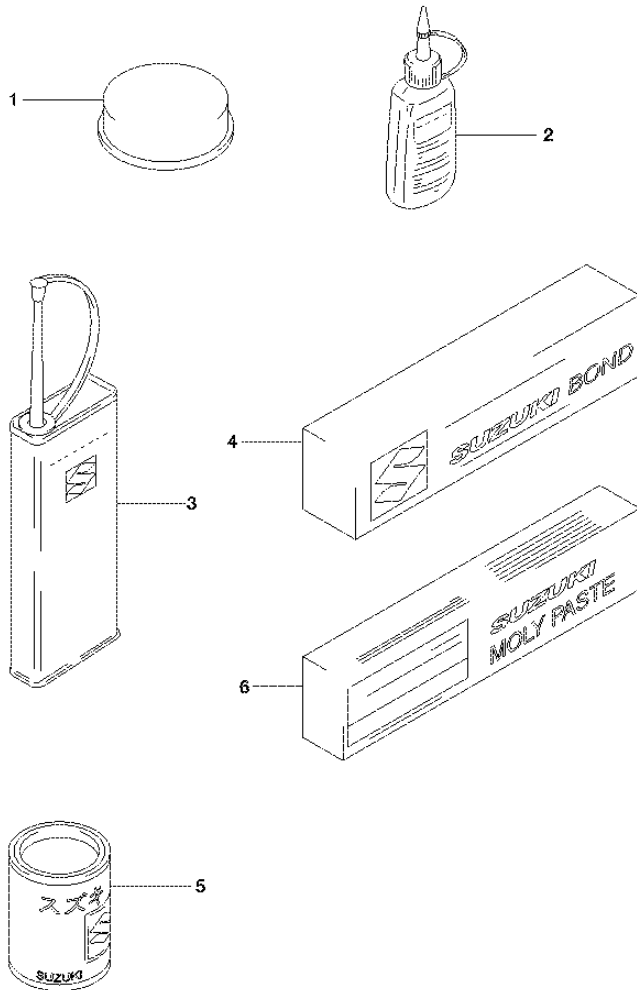
**FIG.558A**



**FIG.558A (1-H-2) REAR MASTER CYLINDER**

REF NO.	PART NO.	DESCRIPTION	Q'TY	REMARKS
31	69260-08J10	CLAMP, REAR BRAKE HOSE	1	
32	69400-13K00	HOSE ASSY, REAR BRAKE NO.2	1	
33	01547-0635A	BOLT	1	
34	01550-0612A	BOLT	1	

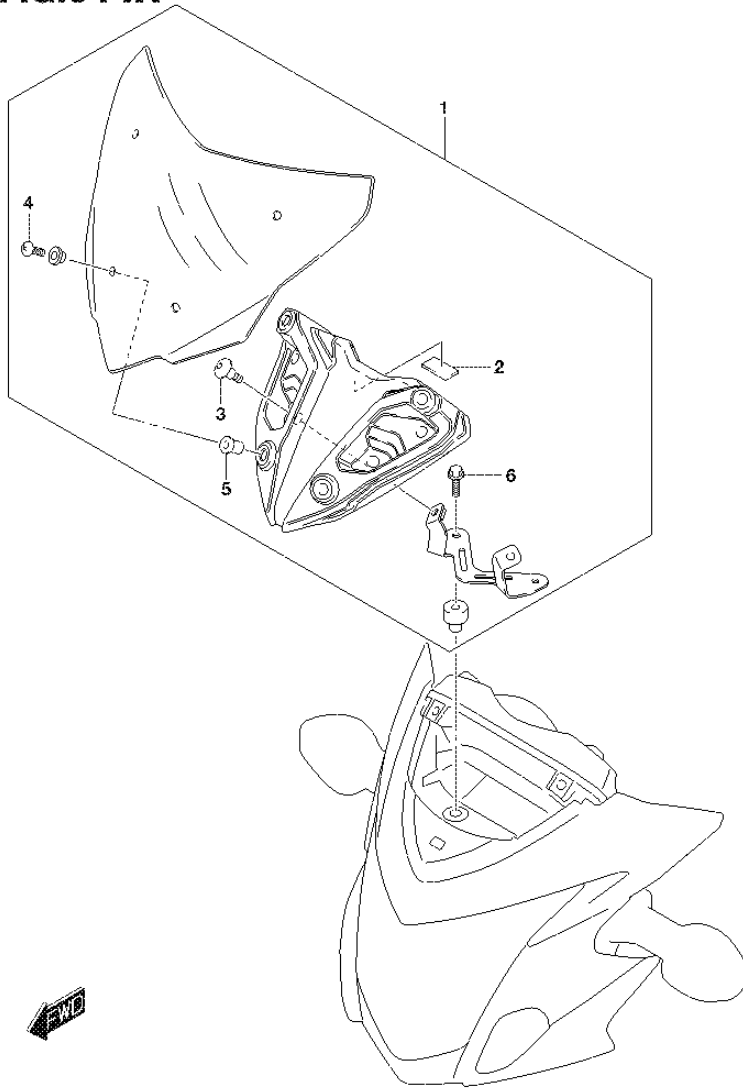
**FIG.901A**



**FIG.901A (1-H-3) OPTIONAL**

REF NO.	PART NO.	DESCRIPTION	Q'TY		REMARKS
1	99000-25110	SUZUKI PBC GREASE	1	20G	
2-1	99000-32020	THREAD LOCK SUPER (1333B)	1	50G	
2-2	99000-32030	THREAD LOCK SUPER (1303B)	1	50G	
2-3	99000-32050	THREAD LOCK SUPER (1342)	1	50G	
2-4	99000-32100	THREAD LOCK SUPER (1305)	1	50G	
2-5	99000-32130	THREAD LOCK SUPER (1360)	1	50G	
3	99000-32040	THREAD LOCK CEMENT	1	200G	
4	99000-31140	SUZUKI BOND (1207B)	1	100G	
5	99000-25030	SUZUKI SUPER GREASE	1	150G	
6	99000-25140	SUZUKI MOLY PASTE	1	50G	

**FIG.914A**



**FIG.914A (1-H-4) METER VISOR SET (OPTIONAL)**

REF NO.	PART NO.	DESCRIPTION	Q'TY	REMARKS
1	51800-13810	VISOR SET, METER	1	
2	33652-47F00	.CUSHION, LICENSE PLATE	1	
3	47915-31J00	.SCREW, VISOR PANEL	2	
4	94612-06H00	.SCREW, WINDSCREEN RR	4	
5	09159-05019	.NUT	4	
6	01550-0635A	.BOLT	2	

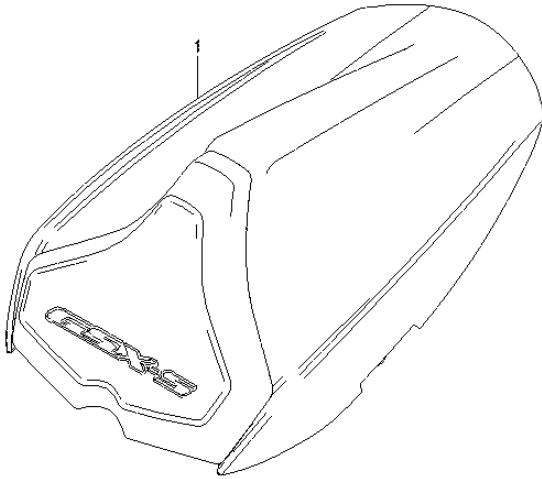


**FIG.916A**

**FIG.916A (1-H-5) SEAT TAIL BOX (OPTIONAL)**

REF NO.	PART NO.	DESCRIPTION	Q'TY	REMARKS
1-1	45500-13810-YVZ	BOX SET, SEAT TAIL (RED)	1	FOR YVZ
1-2	45500-13810-YVB	BOX SET, SEAT TAIL (BLACK)	1	FOR KEL
1-3	45500-13810-YKV	BOX SET, SEAT TAIL (BLACK)	1	FOR YKV

COLOR : KEL=YSF(BLUE),YVB(BLACK)



PART NO.	FIG.NO.-REF.NO.	PART NO.	FIG.NO.-REF.NO.	PART NO.	FIG.NO.-REF.NO.
10000		12000-30820	120A-5	12892-05C00-135	126A-12-4
		12111-08J01-0F0	120A-9	12892-05C00-140	126A-12-5
		12140-08J10	120A-10	12892-05C00-145	126A-12-6
		12151-09204	122A-2	12892-05C00-150	126A-12-7
			122A-7	12892-05C00-155	126A-12-8
11100-13K00	103A-1	12151-10G00	120A-11	12892-05C00-160	126A-12-9
11115-11D70	103A-4	12160-08J10	120A-1	12892-05C00-165	126A-12-10
11117-30G00	103A-7	12163-13K00	120A-2	12892-05C00-170	126A-12-11
11141-35F00	101A-2	12164-35F10-0A0	120A-4-1	12892-05C00-175	126A-12-12
	103A-5	12164-35F10-0B0	120A-4-2	12892-05C00-180	126A-12-13
11171-04K10	102A-1	12164-35F10-0C0	120A-4-3	12892-05C00-185	126A-12-14
11173-35F00	101A-3	12164-35F10-0D0	120A-4-4	12892-05C00-190	126A-12-15
	102A-2	12228-17E00-0A0	108A-19-1	12892-05C00-195	126A-12-16
11178-33E00	101A-4		120A-7-1	12892-05C00-200	126A-12-17
	102A-3	12228-17E00-0B0	108A-19-2	12892-05C00-205	126A-12-18
11179-08J00	102A-7		120A-7-2	12892-05C00-210	126A-12-19
11182-35F10	101A-5	12228-17E00-0C0	108A-19-3	12892-05C00-215	126A-12-20
	102A-4		120A-7-3	12892-05C00-220	126A-12-21
11191-27E00	102A-6	12228-17E00-0D0	108A-18	12893-44G00	126A-4
11281-44G00	116A-26		108A-19-4	12911-44G20	126A-5
11300-08820	108A-1		120A-6	12912-44G20	126A-6
11318-35F00	108A-20		120A-7-4	12921-40F00	126A-7
11319-33E50	108A-2	12228-17E00-0E0	108A-19-5	12931-35F10	126A-8
11340-44G10	112A-1		120A-7-5	12932-05C00	126A-10
11342-41G10	112A-3	12228-17E00-0F0	108A-19-6	12933-35F10	126A-9
11351-18G20	112A-27		120A-7-6	13101-08J00	103A-14
11361-08J10	112A-33	12229-35F10-0A0	120A-8-1	13170-08J00	103A-16
11362-04K00	112A-38	12229-35F10-0B0	120A-8-2	13170-25D01	155A-6
11362-13K00	112A-39	12229-35F10-0C0	120A-8-3	13268-48700	140A-2
11363-13K00	112A-40	12229-35F10-0D0	120A-8-4	13269-33E00	140A-3
11370-44G00	108A-31	12600-40831	122A-9	13295-29900	140A-4
11381-35F10	112A-12	12611-40F00	122A-1	13405-13K10	140A-1
11382-33E10	112A-20	12612-40F00	122A-6	13473-04K00	142A-5
11390-35F00	108A-22	12710-13K00	126A-1	13473-08J00	142A-4
11401-08831	101A-1	12720-08J00	126A-2	13575-29G00	140A-5
11482-40F10	101A-6	12731-08J00	120A-13	13580-14J00	140A-6
	112A-5	12760-35F10	127A-1	13580-29G00	140A-7
11483-18G00	101A-7	12771-30G00	127A-2	13601-29G00	142A-6
	112A-28	12782-35F10	127A-3	13602-05A40	140A-9
11484-35F00	108A-32	12800-05830	126A-13	13602-29G00	142A-7
11489-21H00	116A-2	12811-08J00	127A-4	13605-02F00	140A-8
11491-33E02	101A-8	12812-26B02	127A-5	13606-47A00	140A-10
	112A-13	12812-31G00	127A-6	13650-41F10	155A-19
11492-33E00	101A-9	12830-37H00	127A-7	13650-49X00	103A-21
	112A-21	12837-02H00	101A-10	13655-41F10	155A-20
11511-21H01	116A-1		127A-8	13679-37H00	140A-11
11512-44G00	116A-9	12891-44G00	126A-3	13681-39F00-035	142A-9
11971-17E70	112A-10-2	12892-05C00-120	126A-12-1	13681-39F00-100	142A-10
11971-25D00	112A-10-1	12892-05C00-125	126A-12-2	13683-04K60	142A-16
11971-33210	112A-2	12892-05C00-130	126A-12-3	13683-13K00	142A-18

PART NO.	FIG.NO.-REF.NO.	PART NO.	FIG.NO.-REF.NO.	PART NO.	FIG.NO.-REF.NO.
13683-13K10	142A-17	15717-58B00	142A-2	18213-18K00	163A-21
13683-13K20	142A-13	15721-08J00	142A-8		163B-21
13685-02FA0	142A-12	15722-14J00	142A-3	18450-35F11	189A-1
	142A-20	15810-13K00	172A-16	18461-08J00	189A-5
13685-04F10	142A-19	16321-35F01	116A-19	18471-08J00	189A-6
13697-08J00	155A-22	16331-35F00	116A-20	18510-29G31	189A-2
13698-08J00	140A-12	16400-35F00	116A-16	18531-35F30	189A-3
13698-08J10	140A-13	16440-24F00	116A-14	18560-04K00	427A-1
13700-13K00	155A-1	16461-08J00	178A-4	18561-13K00	427A-9
13740-08J00	155A-4	16471-08J00	178A-5	18562-13K00	427A-10
13746-08J00	155A-5	16491-35F00	116A-17	18563-13K00	427A-11
13756-44G00	155A-3	16510-07J00	178A-7	18571-13K00	427A-2
13780-44G00	155A-2	16520-44G00	116A-11	18571-13K10	427A-3
13788-08J00	155A-11	16591-06B01	108A-17	18572-13K00	427A-4
13789-08J00	155A-12	16600-29G00	178A-1	18573-13K00	427A-7
13850-13K00	155A-14	17400-35F30	180A-1	18590-18K00	155A-17
13859-41B10	155A-9	17418-33400	180A-7		155A-25
13881-08J01	155A-7	17432-07G00	180A-11	18711-08J00	189A-4
13882-08J01	155A-8	17435-33400	180A-8	18803-45G00	496A-4
14100-13K20	163A-1	17461-48G00	180A-5		
	163B-1	17470-02F10	180A-4		
14181-46E00	101A-11	17491-17E01	180A-2		
14181-46E10	163A-2	17568-50F00	187A-12		
	163B-2	17661-35F00	187A-6		
14310-13K00-H01	163A-7	17670-76G00	187A-7		
14310-13K30	163B-7	17710-13K00	185A-1	21200-35830	201A-1
14459-08J00	163A-8	17711-08J00	185A-13	21410-35F20	201A-4
	163B-8	17712-40F00	185A-14	21413-08J00	201A-6
14770-13K00	163A-16	17730-08J00	185A-15	21414-29F00	201A-7
14770-13K10	163B-16	17740-08J10	185A-5	21441-31E60	201A-9
14771-42F31	163A-9	17750-13K00	185A-6	21441-31EA0	201A-8
	163B-9	17771-08J00	185A-8	21442-31E21	201A-10
14781-13K00	163A-19	17798-29E30	474A-9	21451-31E00	201A-11
14781-13K10	163B-19	17800-13K00	185A-12	21451-31E10	201A-12
14784-13K00	163B-23	17851-08J00	187A-1	21462-35F00	201A-13
15100-17K00	172A-1	17852-08J20	187A-2	21471-31E20	201A-14
15113-05H00	172A-5	17853-35F10	187A-3	21472-39F00	201A-15
15113-17K00	172A-8	17854-08J00	187A-15	21482-40F00	201A-5
15113-35F00	172A-11	17855-13K00	187A-17	23110-27A00	201A-20
15113-48H00	172A-4	17861-08J00	187A-9	23111-35F00	201A-21
15114-17K00	172A-6	17863-33E00	187A-10	23121-31E00	201A-22
15115-17K00	172A-9	17910-08J00	187A-19	23200-35F01	201A-28
15116-17K00	172A-7	17912-08J00	187A-21	24120-35F30	206A-1
15121-17K00	172A-17	17914-08J00	187A-22	24131-35F30	206A-18
15122-17K00	172A-18	17931-02FA0	187A-20	24221-35F00	206A-2
15201-17K01	172A-14	17981-13K10	187A-24	24231-35F01	206A-3
15310-17K00	172A-2	17981-19F00	187A-26	24251-35F30	206A-4
15420-17K00	172A-10	17995-14JPO	496A-5	24252-35F00	206A-5
15610-17K00	172A-3	18117-14J01	140A-14	24261-35F30	206A-6
15710-04K00	142A-1	18117-52G10	427A-6	24262-35F10	206A-7

20000

PART NO.	FIG.NO.-REF.NO.	PART NO.	FIG.NO.-REF.NO.	PART NO.	FIG.NO.-REF.NO.
24311-35F20	206A-19	31861-47E00	312A-3	35970-07F01	339A-16
24321-35F11	206A-20	32371-33E00	304A-3	36610-13KA0	350A-1
24322-35F00	206A-21	32800-19K01	312A-5	36618-31J00	350A-11
24331-35F10	206A-22	32830-13K00	312A-10	36654-06J30	350A-5
24332-35F00	206A-23	32831-13K00	312A-11	36851-23H01	350A-10
	206A-24	32920-13K00	312A-14	37000-13840	352A-1
24333-02F00	206A-25	33110-08J00	306A-1	37100-13K00	352A-2
24341-35F10	206A-26	33115-33E00	306A-2	37146-13K00	352A-7
24351-35F10	206A-27	33410-47H00	312A-13	37180-04K01	352A-4
24361-35F30	206A-28	33624-16G00	310A-7	37200-13K00	355A-1
24751-04K00	206A-47	33624-18H10	310A-4	37400-13K00	355A-4
25211-35F11	212A-1	33630-14G00	310A-1	37730-08J00	212A-39
25231-35F11	212A-2	33652-16G00	310A-2	37740-45D00	350A-13
25310-35F00	212A-6	33652-36100	312A-16	37820-33D10	116A-24
25312-42F01	212A-8	33652-38A10	312A-15	37822-33D00	116A-25
25350-35F00	212A-13		312A-17	37840-35F00	350A-16
25355-05G00	212A-14	33652-47F00	451A-8	38500-16G01	350A-18
25381-13E30	212A-9		474A-12	38610-03F00	334A-19
25411-26D01	212A-3		914A-2	38740-24X50	350A-20
25411-35F00	212A-4	33810-13K00	310A-3		350A-21
25451-35F00	212A-5	33820-13K10	310A-6		
25510-08J00	212A-17	33860-08J00	310A-5		
25512-06G10	212A-18	33960-27G00	312A-18		
25520-06G20	212A-27	34100-13K00	330A-1		
25525-12B10	212A-29	34111-04K00	330A-5		
25526-47000	212A-28	34124-04K00	330A-3	41100-13K00-YAP	401A-1
	212A-31	34124-04K10	330A-4	41184-08J01	401A-5
25600-08J10	212A-30	34150-04K00	330A-2	42310-08J00	407A-1
25617-03F10	212A-33	34183-10C00	330A-6	43111-08J10	407A-6
25652-20C00	212A-32	34189-08J00	330A-8	43130-24A00	530A-13
25671-35F00	212A-19	34810-13K00	172A-12		530B-13
27510-20A20	206A-41	34815-13K00	172A-13		550A-22
27531-35F01	206A-42	35100-13K00	333A-1		550B-22
27600-06G40-114	206A-43	35152-13K00	333A-2	43510-08J10	415A-7
27620-06G40	206A-44	35171-13K00	333A-3	43516-35F20	415A-1
		35601-08JA0	334A-1	43521-08J10	415A-10
		35602-08JA0	334A-5	43526-35F20	415A-2
		35603-08JCO	334A-10	43561-24F00	407A-10
		35604-08JCO	334A-14	43571-13K00	415A-8
		35612-08JA0	334A-2	43572-13K00	415A-11
			334A-15	43573-13K00	415A-9
31100-08J00	301A-1	35632-08JA0	334A-6	43574-13K00	415A-12
31132-38F10	301A-2		334A-11	43576-48B60	415A-3
31143-49040	301A-3		339A-1	43581-13K00	415A-5
31156-17E00	112A-4	35710-04K01	339A-2	43585-01H01	401A-2
31156-98E00	301A-6	35726-13K00	339A-7	43585-46H10	401A-3
31264-38F10	301A-4	35910-16G20	339A-9	43611-37H30	415A-17
31280-38F10	301A-5	35912-16G01	339A-10	43621-37H30	415A-18
31401-29G20	304A-2	35913-16G00	339A-8	43811-08J00-YAP	415A-19
31402-08J00	304A-1	35917-16G00	333A-11	43816-01H20	415A-25
31800-06G00	312A-1	35950-13K00			

40000

30000

PART NO.	FIG.NO.-REF.NO.	PART NO.	FIG.NO.-REF.NO.	PART NO.	FIG.NO.-REF.NO.
43821-08J00-YAP	415A-20	44530-04K00	420A-18	47110-13K00-YVZ	445A-18
44100-13K10-YKV	420B-1		420B-18	47110-13K10-YVB	445B-18
44100-13K10-YVB	420A-1-2	44541-08J00	420A-5	47111-13K00-YKV	445C-18
44100-13K10-YVZ	420A-1-1		420B-5	47118-08J00	445A-6
44121-17K00	420A-25	44542-08J00	420A-13		445B-6
	420B-25		420B-13		445C-6
44200-17820	420A-2	44542-41G00	420A-6	47122-17K00	474A-13
	420B-2		420B-6	47163-10FA0	423A-6
44244-11J00	420A-3	44543-13K00	420A-7		423A-13
	420B-3		420B-7		423A-17
44250-13K00	423A-1	44544-13K00	420A-8		423B-6
	423B-1		420B-8		423B-13
44252-13K00	423A-2	44551-13K00	420A-14		423B-17
	423A-9		420B-14	47210-13K00-YVZ	445A-19
	423B-2	44556-33H00	420A-29	47210-13K10-YVB	445B-20
	423B-9		420B-29	47211-13K00-YKV	445C-19
44253-13K00	423A-3	44561-18G00	420A-20	47311-13K00-YKV	445A-7
	423A-10		420B-20		445B-7
	423B-3	44572-13G00	420A-12		445C-7
	423B-10		420A-32	47312-37H00	445A-8
44254-13K00	423A-4		420B-12		445B-8
	423A-11		420B-32		445C-8
	423B-4		423A-5	47431-13K00	406A-1
	423B-11		423A-12	47511-13K00	445A-1
44260-13K00	423A-8		423B-5		445B-1
	423B-8		423B-12		445C-1
44271-13K00	423A-23	44574-16G00	420A-34	47530-13K00-YVB	447A-2-2
	423B-23		420B-34	47530-13K00-YVZ	447A-2-1
44291-13K00-YKV	423A-15-1	44894-24A00	185A-9	47530-13K10-YKV	447B-2
	423B-15		445A-23	47531-13K00	447A-1
44291-13K00-YSF	423A-15-2		445B-25		447B-1
44292-13K00	423A-16		445C-23	47533-13K00-YKV	447A-4-1
	423B-16	45100-13K00-DW2	505A-1		447B-4
44293-13K00	423A-20	45148-20G90	505A-12	47533-13K00-YSF	447A-4-2
	423B-20	45148-27J00	445A-17	47540-13K00-YVB	447A-6-2
44294-04K00	423A-21		445B-17	47540-13K00-YVZ	447A-6-1
	423B-21		445C-17	47540-13K10-YKV	447B-6
44294-13K00	423A-22	45149-37H00	505A-2	47541-13K00	447A-5
	423B-22	45220-04K20	505A-5		447B-5
44294-43H00	333A-6	45241-17K00	505A-17	47543-13K00-YKV	447A-8-1
44423-13K00	420A-21	45280-13K00	505A-7		447B-8
	420B-21	45288-14F00	505A-8	47543-13K00-YSF	447A-8-2
44511-13K00	420A-9	45289-11F00	505A-9	47611-13K00	445A-2
	420B-9	45290-17K00	505A-13		445B-2
44512-13K00	420A-10	45300-13K00-P3H	505A-11		445C-2
	420B-10	45380-13K00-P3H	505A-14	47711-08J00	445A-13
44512-17K00	420A-11	45500-13810-YKV	916A-1-3		445B-13
	420B-11	45500-13810-YVB	916A-1-2		445C-13
44521-13K00	420A-26	45500-13810-YVZ	916A-1-1	47811-08J00	445A-14
	420B-26	45517-16G20	401A-6		445B-14

PART NO.	FIG.NO.-REF.NO.	PART NO.	FIG.NO.-REF.NO.	PART NO.	FIG.NO.-REF.NO.	
47912-37H00	445C-14	51156-49440	521A-5	51811-13K00	451A-3	
	423A-25		521A-23	51821-13K00-YKV	451A-2-3	
	423B-25		521B-5	51821-13K00-YSF	451A-2-2	
47915-31J00	914A-3		521B-23	51821-13K00-YVZ	451A-2-1	
		51158-05A00	521A-3	51822-13K00	451A-18	
50000			521A-21	51831-13K00	451A-1	
			521B-3	51831-21D00	333A-7	
			521B-21	51831-30H00	451A-4	
		51158-40F30	521A-10	51841-13K00	451A-5	
			521A-28	51911-08J01	524A-22	
			521B-10	53100-04K00-YVB	460A-1-2	
	51103-13K00	521A-1		521B-28	53100-04K00-YVZ	460A-1-1
	51103-13K10	521B-1	51166-24F60	521A-37	53100-04K10-YKV	460B-1
	51104-13K00	521A-19		521B-37	53118-13K00	460A-7
	51104-13K10	521B-19		524A-6	460B-7	
51110-13K00	521A-2	51166-40H20	524A-17	53120-13K00	460A-8	
	521B-2		521A-9	460B-8		
51117-39G20	521A-14	51171-13K00	521A-27	54111-13K00-019	530A-1	
	521A-32		521B-9	530B-1		
	521B-14		521B-27	54162-27G00	550A-7	
51120-13K00	521A-20	51173-14F00	521A-6	550B-7		
	521B-20		521A-24	54162-44H00	530A-7	
51121-26E10	521A-16		521B-6	530B-7		
	521A-34		521B-24	54711-14J00	530A-5	
	521B-16	51176-40F30	521A-11	530B-5		
	521B-34		521A-29	530A-2		
51131-13K00	521A-12		521B-11	530B-2		
	521A-30		521B-29	54751-14J00	530A-6	
	521B-12	51311-13K00-291	524A-5	530B-6		
51131-13K10	521B-30	51321-17H10	524A-7	55110-13K00	530A-12	
51146-13K00	521A-7	51328-46H00	524A-4	530B-12		
	521B-7	51351-13K00	521A-13	55411-22H00	530A-14-1	
51147-05H00	521A-18		521A-31	530B-14-1		
	521A-36		521B-13	550A-23-1		
	521B-18		521B-31	550B-23-1		
51148-41310	521B-36	51352-13A60	521A-8	55412-22H00	530A-14-2	
	521A-17		521A-26	530B-14-2		
	521A-35		521B-8	550A-23-2		
	521B-17		521B-26	550B-23-2		
	521B-35	51353-24B00	524A-8	55413-22H00	530A-14-3	
51152-13K00	521A-15	51354-17H00	524A-9	530B-14-3		
	521A-33	51355-16G00	524A-10	550A-23-3		
	521B-15	51356-10D03	524A-11	550B-23-3		
	521B-33	51410-08J00-291	524A-1	55610-13K00	533A-1	
51153-10G50	521A-4	51482-26F00	524A-12	55661-13K00	533A-2	
	521A-22	51631-31F00	524A-20	55662-10G00	533A-4	
	521B-4	51643-40502	524A-19	55663-10G10	533A-5	
	521B-22	51644-12C00	524A-2	55710-13K10	533A-6	
51156-13K00	521A-25	51800-13810	914A-1	55731-15H00	533A-12	
	521B-25	51800-13K00	451A-6	56110-13K00-YAP	462A-1	

PART NO.	FIG.NO.-REF.NO.	PART NO.	FIG.NO.-REF.NO.	PART NO.	FIG.NO.-REF.NO.
56200-33871	462A-2	59251-08J00	536A-7	62640-08J00	543A-12
56211-13K00-291	524A-13	59300-23H40-999	535A-10	62646-08J00	543A-13
56221-13K00-291	524A-14	59503-14500	555A-6	62658-37F10	543A-9
56245-08J00	524A-15	59305-36E00	555A-5		543A-14
56279-33E01	462A-3	59345-00B20	535A-9	62668-42A02	543A-6
56500-08J01	462A-5		535A-18	62994-47H00	530A-15
56600-08J01	462A-6	59400-13K00	536A-8		530B-15
57110-21H02	467A-1	59600-10G30	537A-1	63111-13K00	474A-1
57211-21H01	467A-7	59600-45870	537A-2	63113-04K00	474A-3
57300-44G20	467A-2	59664-32F00	537A-4	63116-13K00	474A-5
57431-17H02	467A-3	59666-44300	537A-3	63211-26G00	445A-24
57431-45C01	467A-9	59667-49460	537A-5		445B-26
57441-45C00	467A-10	59668-41C00	537A-6		445C-24
57442-45C00	467A-11	59669-10G00	537A-7	63411-35B00	474A-10
57460-14J01	467A-5	59671-32F00	537A-8	64111-13K00-019	550A-1
57465-17C00	467A-6	59675-02FA0	537A-9		550B-1
57500-25D10	467A-8			64511-14J00	550A-19
57560-05A00	467A-12				550B-19
57562-41G01	467A-15			64610-47H00	550A-14
57621-25D10	467A-13				550B-14
57661-33E00	467A-17			64651-47H10	550A-18
58200-13K00	462A-7				550B-18
58300-13K00	462A-8			64711-13K00	550A-9
58300-13K10	462A-9				550B-9
59100-23810	535A-3			64721-13K00	550A-10
	535A-12	61000-13K00-YAP	541A-1		550B-10
59100-23820	535A-2		541B-1	64731-44G00	550A-2
	535A-11	61211-31E00	541A-6		550B-2
59100-23851	535A-19		541B-6	64733-44G00	550A-15
59100-23H40-999	535A-1	61251-21E00	541A-5		550B-15
59121-01A00	535A-4		541B-5	64741-44G00	550A-12
	535A-13	61273-13K00	541A-9		550B-12
	555A-12		541B-9	64751-08J00	550A-13
59122-01A00	535A-5	61282-17C00	541A-4		550B-13
	535A-14		541B-4	65110-13K00	550A-21
59122-46H00	555A-13	61310-13K00	541A-11		550B-21
59133-23H00	535A-20		541B-11	65710-13K10	533A-7
59145-23H00	535A-6	61410-13K00	541A-15	68111-47C10-YES	483A-2-1
	535A-15		541B-15		483A-4-1
59146-08J00	555A-8	61421-13K00	541A-16	68111-47C10-YUL	483A-2-2
59146-21E10	535A-7	61421-13K10	541B-16		483A-4-2
	535A-16	61445-13K00	541A-19	68111-47HA0	447A-17
59151-23H00	535A-8	61445-13K10	541B-19		447B-17
	535A-17	61446-13K00	541A-20	68131-13K00-BGN	447A-3
59200-13K00	536A-5	61446-13K10	541B-20	68135-13K00-YSF	445B-19
59210-13K00	530A-9	62100-08JC0-17U	543A-16	68135-13K10-BGG	447B-3
	530B-9		543A-5	68141-13K00-BGN	447A-7
59220-13K00	530A-10		543A-8	68145-13K00-YSF	445B-21
	530B-10	62317-47H00	543A-11	68145-13K10-BGG	447B-7
59240-13K00	536A-6	62600-08840	543A-1	68151-38G00-1ZY	460A-2

PART NO.	FIG.NO.-REF.NO.	PART NO.	FIG.NO.-REF.NO.	PART NO.	FIG.NO.-REF.NO.
68151-38G10-GWM	460B-2	69686-34200	558A-8	99000-32100	901A-2-4
68251-04K00-BGH	530B-16	69689-01H00	558A-16	99000-32130	901A-2-5
	550B-24	69689-49300	537A-10	99000-69491	126A-14
68252-04K00-BGH	530B-17	69691-04A00	558A-3	99011-13K50-01A	496A-6-1
	550B-25	69692-47H00	558A-4	99011-13K50-01E	496A-6-2
68281-47HA0	423A-18	69693-47H00	558A-6	99011-13K50-01F	496A-6-3
	423B-18	69731-08J00	558A-22	99011-13K50-01H	496A-6-4
68319-02K40	496A-1-3	69740-18K00	558A-12	99011-13K50-01K	496A-6-5
68319-02K90	496A-1-4	69750-13K00	558A-17	99011-13K50-01T	496A-6-6
68319-49J00	496A-1-5			99011-13K50-01W	496A-6-7
68319-49J20	496A-1-2			99011-13K50-029	496A-6-8
68319-49J30	496A-1-1			99011-13K50-070	496A-6-9
68319-49J40	496A-1-6				
68319-49J50	496A-1-7				
68319-49J70	496A-1-9				
68319-49J80	496A-1-10	94422-06G00	445A-3		
68319-49J90	496A-1-14		445B-3		
68319-49JA0	496A-1-11		445C-3		
68319-49JB0	496A-1-12	94429-13E00	420A-31		
68319-49JC0	496A-1-13		420B-31		
68319-49JP0	496A-1-8		423A-7	01547-0512A	352A-6
68332-13K00	496A-2		423A-14	01547-0610A	533A-11
68386-14J00	496A-3		423B-7	01547-0612A	558A-19
69100-04810	555A-2		423B-14	01547-0616B	533A-10
69100-04820	555A-3	94443-06G00	451A-7		533A-14
69100-08850	555A-15	94470-13K00-YKV	483A-1-3		536A-10
69100-13K10-999	555A-1	94470-13K00-YSF	483A-1-2	01547-0620A	116A-10
69115-04F00	555A-4	94470-13K00-YVZ	483A-1-1		116A-18
69132-08J00	555A-16	94476-38C00	185A-10		187A-8
69132-23H00	535A-21	94479-35F00	483A-6		187A-11
69133-06G00	555A-17	94480-13K00-YKV	483A-3-3		189A-9
69134-06G00	555A-18	94480-13K00-YSF	483A-3-2		212A-36
69141-40F00	555A-7	94480-13K00-YVZ	483A-3-1	01547-0620B	467A-14
69150-13K00	555A-14	94491-13K00	483A-7		536A-11
69182-04F00	555A-9	94510-13K00	483A-8	01547-0625A	116A-3
69185-04F00	555A-10	94520-13K00	483A-9		301A-7
69186-04F00	555A-11	94530-08J00	483A-10	01547-0630A	108A-10
69200-13K00	558A-24	94530-13K00	483A-11	01547-0635A	108A-33
69211-13K00	550A-5	94540-08J00	483A-12		558A-33
	550B-5	94612-06H00	914A-4	01547-0640A	108A-5
69260-08J10	558A-31	95700-14810	505A-10		108A-8
69400-13K00	558A-32	96514-17K00	406A-4		108A-11
69600-08J10	558A-1	99000-25030	901A-5	01547-0660A	108A-12
69600-34810	558A-2	99000-25110	901A-1	01547-0670A	108A-13
69665-47H00	558A-9	99000-25140	901A-6	01547-0680A	108A-6
69667-01H00	558A-13	99000-31140	901A-4	01550-0610A	427A-5
69668-01H00	558A-14	99000-32020	901A-2-1	01550-0612A	185A-7
69669-18K00	558A-15	99000-32030	901A-2-2		420A-17
69670-27A50	558A-5	99000-32040	901A-3		420B-17
69672-08J10	558A-7	99000-32050	901A-2-3		474A-8

90000

00000

PART NO.	FIG.NO.-REF.NO.	PART NO.	FIG.NO.-REF.NO.	PART NO.	FIG.NO.-REF.NO.
			483A-17		212A-7
			558A-34		415A-24
01550-0616A	116A-12	06111-07004	116A-14	09103-06213	112A-8
	201A-24	07120-0616A	201A-24		112A-30
01550-0620A	350A-17	07120-0625B	312A-12	09103-06214	112A-16
	451A-16	07120-0630A	420A-4		112A-26
01550-0635A	180A-13		420B-4	09103-06215	112A-9
	914A-6	07120-0650A	103A-10	09103-06216	112A-22
01550-0812A	350A-19	07120-0865A	108A-9	09103-06222	103A-8
02112-0510A	306A-3	07130-0512A	530A-8	09103-06224	112A-31
	306A-4		530B-8	09103-06227	112A-37
02112-0525B	355A-5		550A-8	09103-06236	206A-48
02112-0530B	355A-2	07130-0612A	550B-8	09103-06239	112A-36
02112-0550B	355A-3	07130-0625A	304A-6	09103-06266	103A-2
02112-0616A	180A-6	07130-0635A	127A-9	09103-08351	524A-23
02112-7412A	558A-10	08211-06141	304A-7	09103-09012	108A-7
02122-0616B	103A-17	08211-10285	212A-16	09103-10137	108A-35
02142-0510B	462A-10	08211-10285	122A-11	09103-10189	122A-13
02142-0640A	462A-4	08211-20403	122A-12	09103-10213	543A-17
02162-0620B	312A-8	08310-0006A	212A-37	09103-10428	543A-19
03211-0414B	334A-3	08316-1005A	334A-9	09103-10450	535A-22
	334A-7		334A-18	09103-10458	108A-34
	334A-12	08316-1006A	339A-7	09103-12005	304A-4
	334A-16		427A-8	09106-05023	212A-41
03211-0416A	339A-12		505A-6	09106-06075	108A-24
03511-0516A	155A-21	08316-1006B	312A-9	09106-06099	178A-3
03541-0416A	330A-10		505A-16	09106-06135	420A-19
03541-0512A	406A-3	08319-2106A	467A-4		420B-19
	447A-16		467A-16	09106-06136	483A-5
	447B-16	08319-3106A	420A-30	09106-07021	102A-5
03541-0512B	445A-21		420B-30	09106-08119	541A-17
	445B-23	08319-3110A	407A-3		541B-17
	445C-21		524A-16	09106-08139	108A-3
03541-0516A	333A-8		550A-20	09106-08147	415A-13
	339A-6	08322-0104B	550B-20	09106-08160	530A-11
	451A-17		460A-9		530B-11
	474A-4	08322-0106A	460B-9		550A-6
03541-0516B	483A-18		558A-28		550B-6
03541-0520A	155A-13	08322-0106B	474A-11	09106-08162	163A-11
03541-0525A	155A-18	08331-31109	116A-23		163B-11
03541-0525B	155A-26	08331-3112A	212A-38	09106-08164	163A-10
03541-1516A	339A-13	08331-3114A	212A-26		163B-10
04111-2015A	558A-29	08331-3118A	407A-8	09106-08178	163A-3
04211-09129	112A-35	08332-1106A	415A-6		163B-3
04211-09149	112A-14		415A-26	09106-08186	415A-21
	112A-24	08361-2508A	163A-15	09106-10094	103A-20
	112A-29		163B-15	09111-06041	212A-15
04211-09189	112A-6	08361-3506A	301A-8	09111-06072	541A-10
04211-11169	103A-6		180A-9		541B-10
04221-04089	120A-3	09100-06099	112A-41	09111-06085	187A-23
		09103-06188	112A-15	09111-06107	451A-9
		09103-06212			

PART NO.	FIG.NO.-REF.NO.	PART NO.	FIG.NO.-REF.NO.	PART NO.	FIG.NO.-REF.NO.
	474A-2	09159-18007	541A-7	09168-16002	108A-25
	541A-12		541B-7	09168-16009	103A-19
	541B-12	09159-20004	206A-45	09169-05024	352A-5
09111-10059	407A-2	09159-24010	201A-16	09169-06016	420A-33
09113-06013	420A-27	09160-04026	330A-9		420B-33
	420B-27	09160-05037	339A-5	09169-06062	451A-12
09116-06130	155A-16	09160-06129	505A-15	09180-06283	445A-10
09116-06150	533A-3	09160-08043	333A-13		445B-10
09116-06202	558A-18	09160-08142	163A-12		445C-10
09118-06122	185A-2		163B-12	09180-06290	185A-3
09118-08152-A05	163A-4	09160-12011	212A-35	09180-06325	558A-20
	163B-4	09160-14016	212A-20	09180-06374	312A-6
09119-06109	333A-12	09160-15045	201A-25	09180-08152	163A-5
09119-08100	352A-3	09160-18022	407A-7		163A-13
09128-06013	312A-4	09160-18030	541A-8		163B-5
09136-06105	445A-9		541B-8		163B-13
	445B-9	09160-22085	550A-11	09181-10158	116A-21
	445C-9		550B-11	09181-12167	122A-4
09136-06147	212A-10	09160-25009	206A-46	09181-14167	212A-25
09139-05092	339A-3	09160-25056	201A-17	09181-20251	206A-38
09139-05503	451A-10	09160-25073	201A-2	09181-22223	206A-39
09139-06028	558A-11	09160-27008	206A-40	09181-25223	201A-19
09139-06078	163A-20	09161-10009	536A-4	09181-27014	206A-9
	163B-20		558A-26	09200-06037	558A-27
09139-06113	541A-13	09161-12010	401A-4	09206-08007	103A-3
	541B-13	09161-13004	415A-14	09206-10016	102A-8
09139-06124	163A-17	09161-17002	415A-15	09208-08019	415A-4
	163B-17	09164-06006	180A-10	09208-08020	415A-22
09139-06126	333A-9	09164-08015	541A-18	09229-04038	460A-6
09139-06169	460A-4		541B-18		460B-6
	460B-4	09164-12021	122A-5	09247-14036	116A-5
09139-06190	447A-9		122A-8	09248-10010	108A-27
	447B-9	09164-24008	201A-18		116A-7
	460A-5	09167-27003	206A-8	09248-16012	103A-18
	460B-5	09168-06023	103A-9	09248-16013	108A-26
	483A-13		108A-4	09250-06015	524A-21
09139-06203	420A-15		108A-14	09250-30003	112A-34
	420B-15		112A-7	09259-36021	112A-18
09140-06025	212A-34		112A-17	09261-04009	116A-22
09148-05038	474A-6		112A-23	09261-06003	206A-17
	483A-14		112A-32		206A-37
09148-05052	330A-7		116A-4	09262-22035	530A-3
09148-06020	451A-11	09168-06025	180A-3		530B-3
09159-05019	914A-5	09168-06026	187A-13	09262-25006	212A-11
09159-10115	108A-36	09168-08016	108A-15	09262-25061	550A-3
	543A-18		108A-16		550B-3
09159-10123	108A-37	09168-10002	108A-28	09262-28025	206A-29
09159-12056	543A-7		116A-8	09262-32022	550A-16
	543A-10	09168-12017	103A-22		550B-16
	543A-15	09168-14002	116A-6	09263-12023	122A-3

PART NO.	FIG.NO.-REF.NO.	PART NO.	FIG.NO.-REF.NO.	PART NO.	FIG.NO.-REF.NO.
09263-14027	212A-21		447A-10		206A-35
09263-15003	201A-26		447B-10	09381-16001	120A-12
09263-17037	541A-3	09320-08018	445A-11	09390-58001	206A-16
	541B-3		445B-11	09390-70001	206A-36
09263-17046	543A-4		445C-11	09401-06101	142A-15
09263-20074	543A-2	09320-08028	445A-5	09401-08411	187A-25
	543A-3		445B-5	09401-10403	427A-12
09263-20087	206A-10		445C-5	09401-10409	187A-18
	206A-30		447A-11		427A-13
09263-25018	212A-12		447B-11	09401-11413	427A-14
09263-25059	541A-2	09320-08066	163A-18	09401-12404	558A-23
	541B-2		163B-18	09401-12414	187A-16
09263-26035	122A-10		312A-7	09401-14101	155A-10
09263-35036	201A-3		558A-21		155A-15
09265-25038	524A-18	09320-08089	420A-16	09401-15101	155A-23
09265-30020	524A-3		420B-16	09401-16407	155A-24
09267-25013	206A-11	09320-09016	445A-4	09401-17201	189A-7
09280-04004	103A-12		445B-4		189A-8
	108A-23		445C-4	09402-22512	178A-6
09280-08012	108A-29		447A-12	09402-35501	187A-4
09280-13004	116A-15		447B-12		187A-5
	116A-27		460A-3	09403-07344	536A-9
09280-17003	112A-11		460B-3	09403-08327	352A-8
09280-19008	116A-13		483A-16	09403-11321	462A-11
09280-20002	108A-21	09320-09501	333A-10	09403-17306	558A-30
09280-26005	212A-40		451A-13	09403-18307	420A-23
09280-33004	112A-19	09320-10051	185A-4		420B-23
09280-40010	103A-15	09320-10054	339A-4	09403-18409	420A-24
09280-63003	406A-2	09320-12048	163A-14		420B-24
09280-64003	178A-2		163B-14	09404-06429	180A-12
09283-06010	201A-27	09320-12077	163A-6		187A-27
09283-14006	212A-22		163B-6		304A-5
09283-28016	530A-4	09321-06026	339A-14		350A-12
	530B-4	09321-10033	505A-3	09404-06433	178A-8
09283-36008	206A-31	09321-10039	505A-4		420A-22
09284-37001	550A-4	09329-18001	447A-13		420B-22
	550B-4		447B-13	09407-10404	355A-7
09285-20006	206A-12	09352-11153-600	420A-35	09407-11401	350A-6
09285-39001	550A-17		420B-35	09407-11402	334A-20
	550B-17	09355-30705-600	142A-11	09407-14403	350A-8
09289-04003	126A-11	09360-10042	536A-1	09407-14407	339A-15
09300-22008	206A-32		536A-2		350A-7
09319-08045	415A-16	09360-10062	558A-25		350A-14
09320-04009	163A-22	09360-10069	536A-3		355A-6
	163B-22	09362-09011	187A-14		533A-8
09320-06026	445A-16	09380-27004	206A-15	09407-18402	462A-12
	445B-16	09380-27006	206A-13	09407-19401	187A-28
	445C-16		206A-14		350A-9
09320-06504	420A-28		206A-33	09408-00184	355A-8
	420B-28		206A-34	09408-00266	533A-9



## **SUZUKI GSX-S750A(Z)L7 PARTS CATALOGUE**

---

SUZUKI MOTOR CORPORATION All rights reserved

No part of this document may be reproduced or transmitted in any form or by any means, electronic or mechanical, for any purpose, without the express written permission of Suzuki Motor Corporation.

SUZUKI MOTOR CORPORATION

Service Material & Training Group, Service Material In-House Production Project  
300 Takatsuka, Minami, Hamamatsu, Japan

---

Copyright © SUZUKI MOTOR CORPORATION 2016 All Rights Reserved



**SUZUKI MOTOR CORPORATION**

PRINTED IN JAPAN

**9900B-31325-000**