

SUZUKI

PARTS CATALOGUE

SV650 (U) AL7

(JS1CX123/JS1CX243)

SV650A
SV650UA



E02/E19

2016-1

1ST EDITION

SV650(U)AL7



YWW

SV650(U)AL7



YKV

SV650(U)AL7



YSF

SV650(U)AL7



YVZ

PREFACE

When it becomes necessary to replace parts on SUZUKI MOTORCYCLES, always use SUZUKI GENUINE PARTS which have passed a strict inspection which guarantees quality and performance.

This parts catalogue covers the list of all service parts for SUZUKI SV650AL7, SV650UAL7.

INSTRUCTIONS FOR QUOTING THE CATALOGUE

1. DIMENSIONS

Dimensions of the parts in this catalogue are indicated in unit millimeters.

2. ABBREVIATIONS

Abbreviations used in this catalogue are as follows:

AR	: As required	NT	: Number of teeth
ASSY	: Assembly	OPT	: Optional
E. NO.	: Engine number	OS	: Over size
F. NO.	: Frame number	STD	: Standard
D	: Diameter of material	T	: Thickness
ID	: Inside diameter	US	: Under size
OD	: Outside diameter	W	: Width
L	: Length		
LH	: Left hand side		
RH	: Right hand side		
~100045	: Up to F. NO. 100045		
100046~	: From F. NO. 100046		
12 x 34 x 5.6 Figures in the description column		
	show the dimensions of parts.		
ID OD T(or W,L)			

→12345-56781 (Parts No.) : indicates that the parts number was changed to 12345-56781 and the new parts are interchangeable with the former ones but the former ones are not interchangeable with new ones.

←12345-56781 (Parts No.) : indicates that the former and new parts are interchangeable with each other and both are usable.

3. INNER PARTS OF ASSEMBLY

Part name with a dot (.) in front as shown in the description column indicates the component of the assembly also available individually.

4. MODIFICATION NOTICE

A parts bulletin will be sent to you on all occasions when changes in parts occur, including interchangeable modifications between new parts and old ones.

5. NOTE

- 5-1. There are some different parts from those of production models among spare parts for the administrative reasons and common use of them with other models.
- 5-2. In respect of rubber hoses and vinyl tubes, please be sure to use them by cutting off according to the length mentioned on parts catalogue or what is actually required on the vehicle.
- 5-3. Note that the drawings on the illustration page are for ready reference of spare parts number, not to be used as an assembly manual.
When assembling, use "SUZUKI SERVICE MANUAL".

6. SPECIFICATION CODE

This catalogue contains the parts for the model designed for the following spec. ;

spec. code : SV650AL7 : E02, E19.
SV650UAL7 : E02, E19.

7. SERIAL FRAME NUMBER

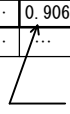
SV650AL7 (E02) : JS1CX1235H0 100001~
SV650AL7 (E19) : JS1CX1236H0 100001~
SV650UAL7 (E02) : JS1CX2435H0 100001~
SV650UAL7 (E19) : JS1CX2436H0 100001~

MILLIMETER → INCH CONVERSION CHART

	0	1	2	3	4	5	6	7	8	9
00	.000	.039	.079	.118	.157	.197	.236	.276	.315	.354
10	.394	.433	.472	.512	.551	.591	.630	.669	.709	.748
20	.787	.827	.866	.906	.945	.984	1.024	1.063	1.102	1.142
30	1.181	1.220	1.260	1.299	1.339	1.378	1.417	1.457	1.496	1.535
40	1.575	1.614	1.654	1.693	1.732	1.772	1.811	1.850	1.890	1.929
50	1.969	2.008	2.047	2.087	2.126	2.165	2.205	2.214	2.283	2.323
60	2.362	2.402	2.441	2.480	2.520	2.559	2.598	2.638	2.677	2.717
70	2.756	2.795	2.835	2.874	2.913	2.953	2.992	3.031	3.071	3.110
80	3.150	3.189	3.228	3.268	3.307	3.346	3.386	3.425	3.465	3.504
90	3.543	3.583	3.622	3.661	3.701	3.740	3.780	3.819	3.858	3.898

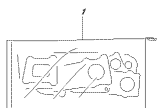
How to read

	0	1	2	3	4
00
10
20	0.906	...
30


 23 millimeters equal 0.906 inch

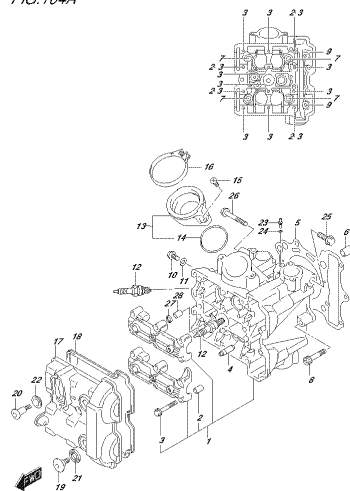
Contents are subject to change without notice or obligation.

FIG. 101A



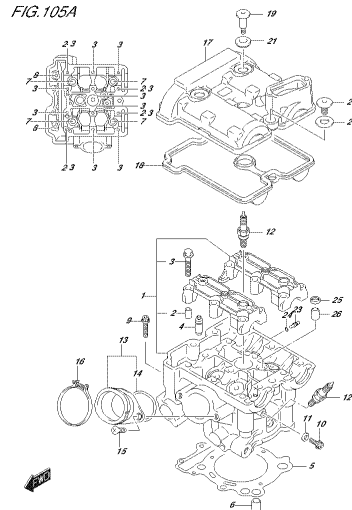
RHNSDZL_FZG_001A
GASKET SET

FIG. 104A



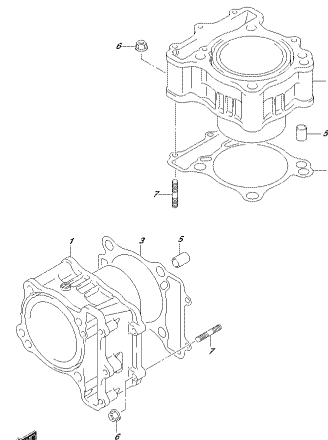
RHNSDZL_FZG_004A
CYLINDER HEAD (FRONT)

FIG. 105A



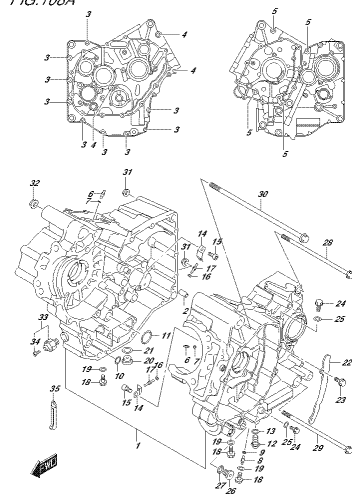
RHNSDZL_FZG_005A
CYLINDER HEAD (REAR)

FIG. 107A



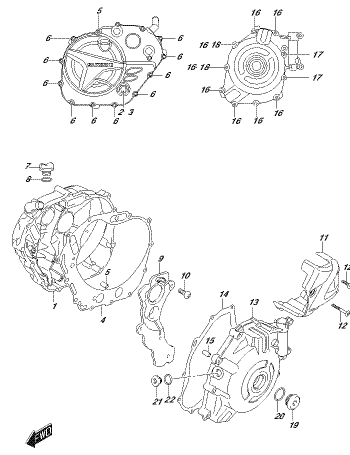
RHNSDZL_FZG_007A
CYLINDER

FIG. 108A



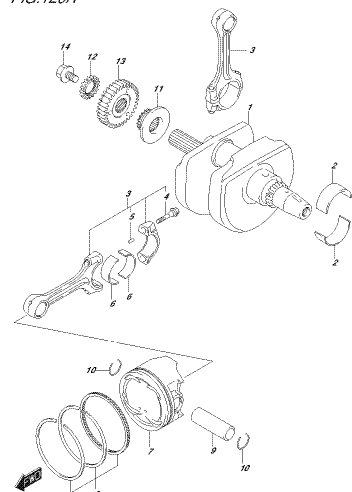
RHNSDZL_FZG_008A
CRANKCASE

FIG. 112A



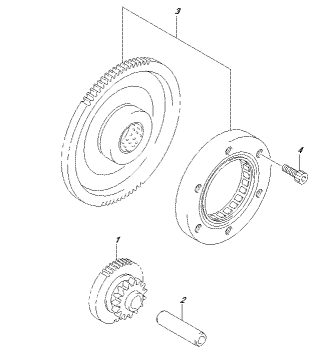
RHNSDZL_FZG_010A
CRANKCASE COVER

FIG. 120A



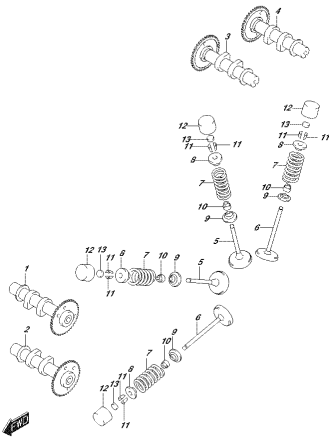
RHNSDZL_FZG_004A
STARTER MOTOR

FIG. 122A



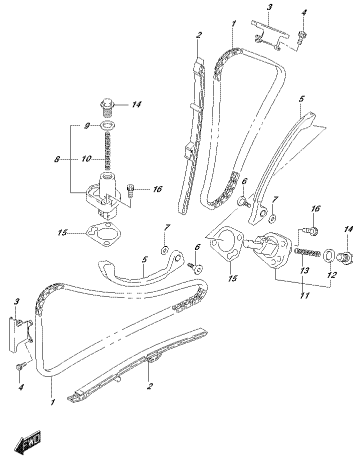
RHNSDZL_FZG_004A
STARTER CLUTCH

FIG.126A



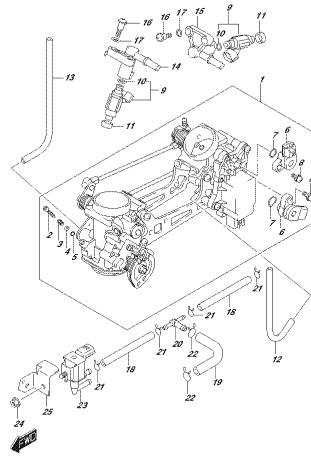
SHIBSALZ_EZG_026A
CARBURETORJETVALE

FIG.127A



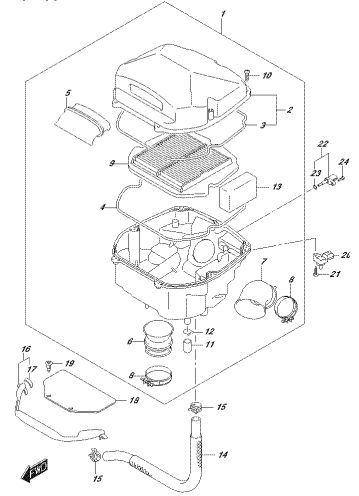
SHIBSALZ_EZG_027A
THROTTLEBODY

FIG.140A



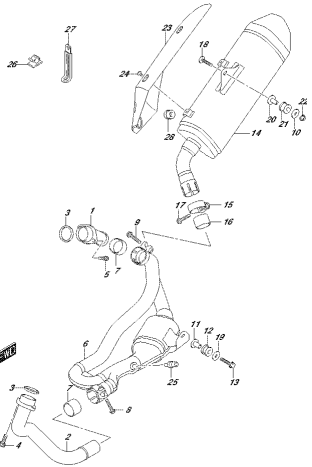
SHIBSALZ_EZG_026A
THROTTLEBODY

FIG.155A



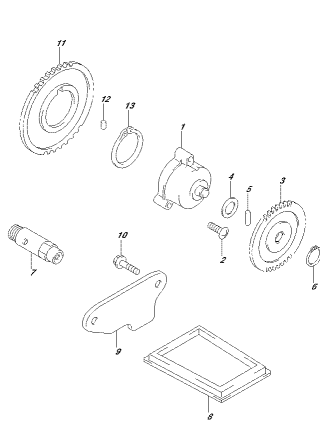
SHIBSALZ_EZG_026A
AIR CLEANER

FIG.163A



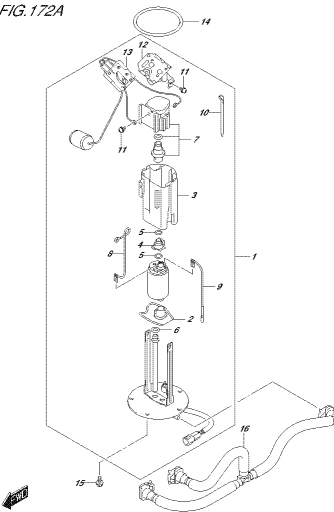
SHIBSALZ_EZG_026C
BUFFLER

FIG.170A



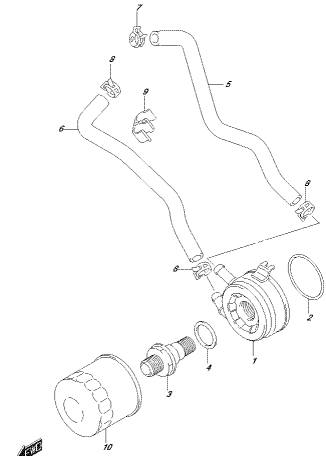
SHIBSALZ_EZG_026A
OIL PUMP

FIG.172A



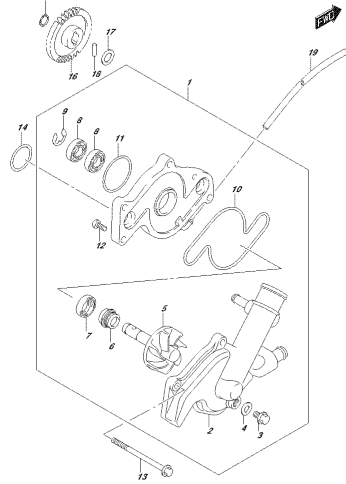
SHIBSALZ_EZG_026A
FUEL PUMP

FIG.178A



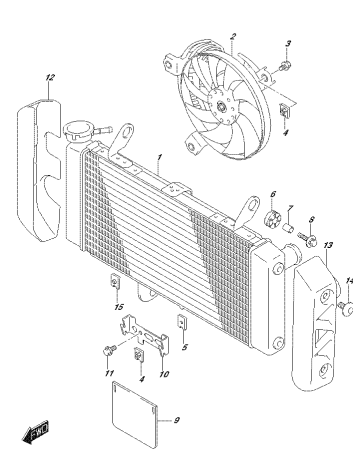
SHIBSALZ_EZG_026A
OIL COOLER

FIG.180A



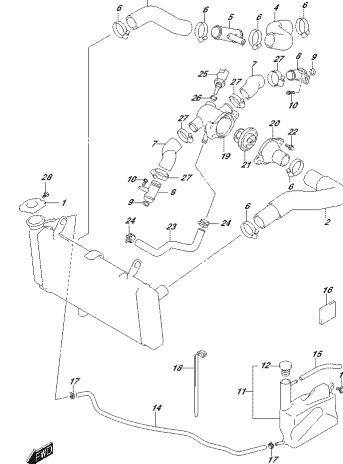
RHS00AL_Z_FIG_180A
BLOWER PUMP

FIG.185A



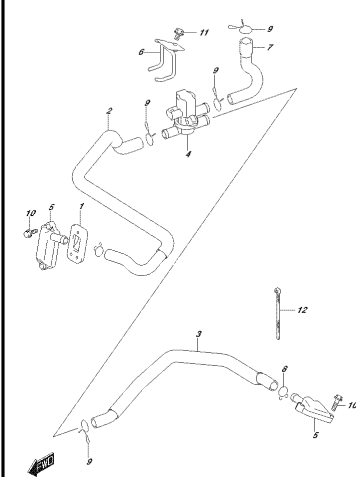
RHS00AL_Z_FIG_185A
RADIATOR

FIG.187A



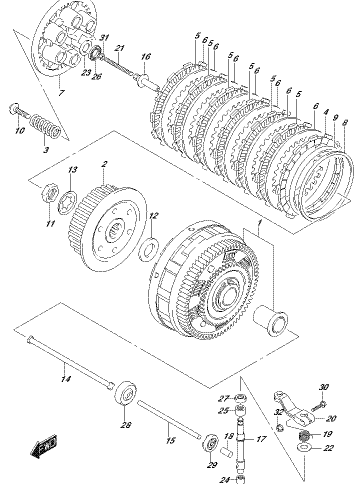
RHS00AL_Z_FIG_187A
ENGINE

FIG.189A



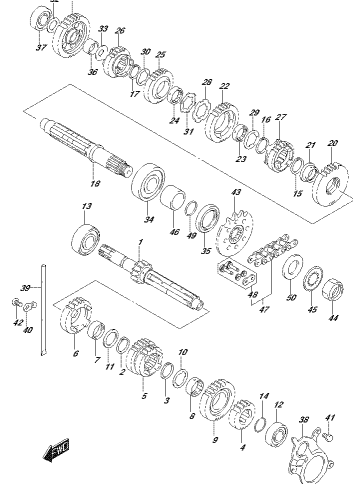
RHS00AL_Z_FIG_189A
FUEL

FIG.201A



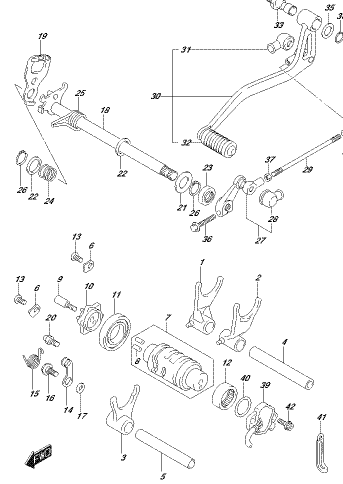
RHS00AL_Z_FIG_201A
CLUTCH

FIG.206A



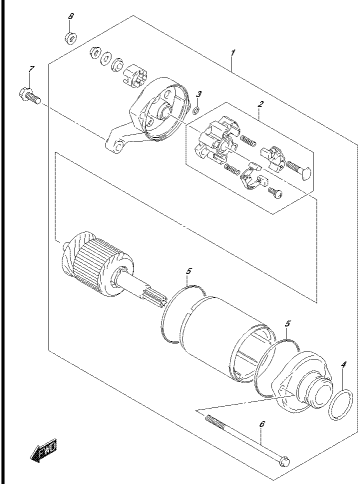
RHS00AL_Z_FIG_206A
TRANSMISSION

FIG.212A



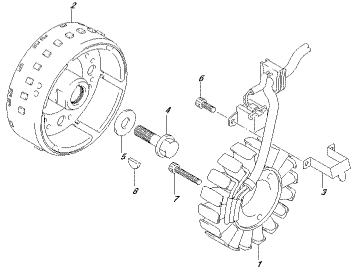
RHS00AL_Z_FIG_212A
GEAR SHIFTING

FIG.301A



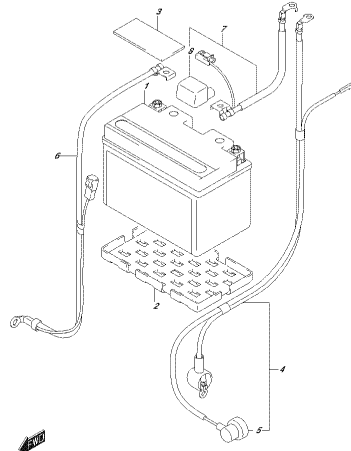
RHS00AL_Z_FIG_301A
STARTING MOTOR

FIG.303A



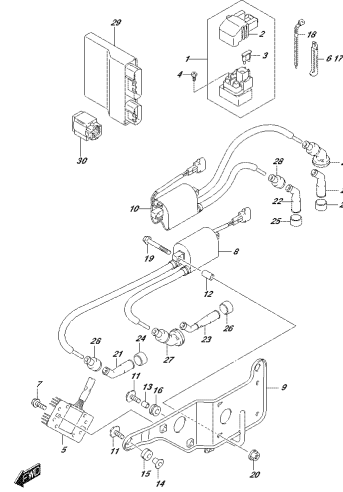
RHNS0ALZ_EFD_009N
MAGNETO

FIG.310A



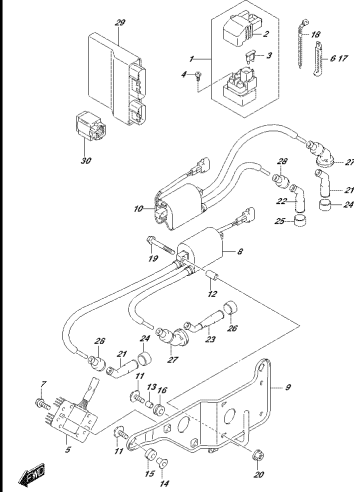
RHNS0ALZ_EFD_009N
BATTERY

FIG.312A



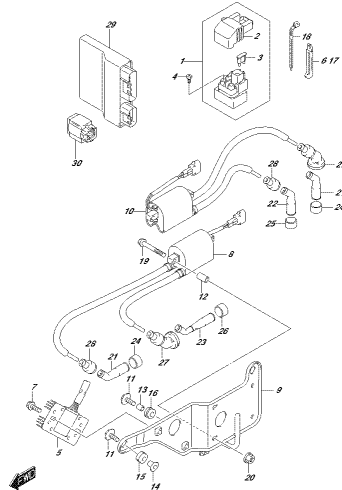
RHNS0ALZ_EFD_009N
ELECTRICAL

FIG.312B



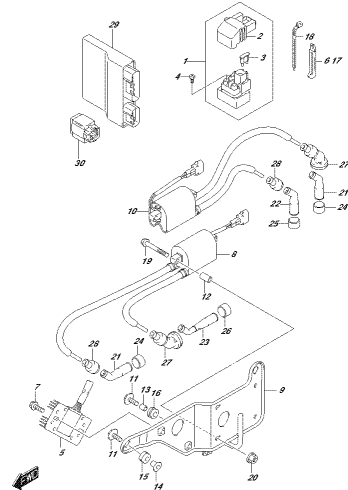
RHNS0ALZ_EFD_009P
ELECTRICAL

FIG.312C



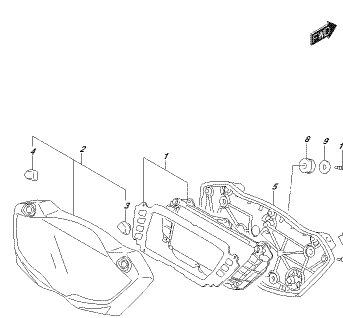
RHNS0ALZ_EFD_009C
ELECTRICAL

FIG.312D



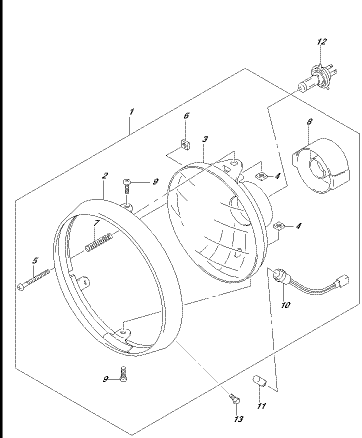
RHNS0ALZ_EFD_009D
ELECTRICAL

FIG.330A



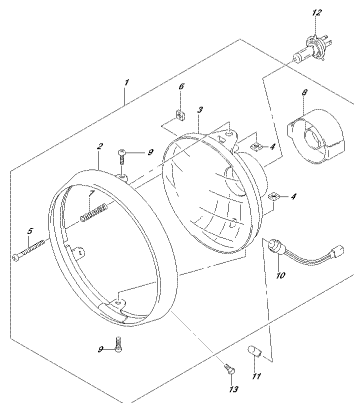
RHNS0ALZ_EFD_009A
SPEEDOMETER

FIG.333A



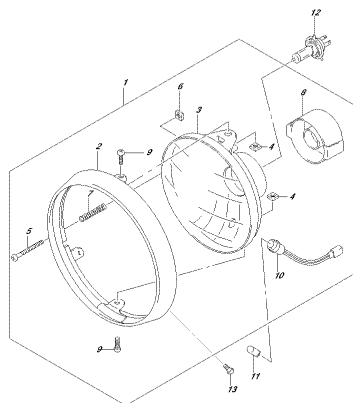
RHNS0ALZ_EFD_009A
HEADLAMP

FIG.333B



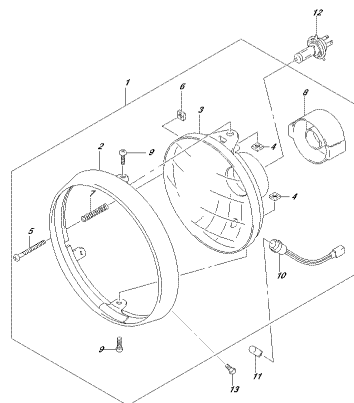
FINISIAL_C_FIG_1009
BEKGLAMP

FIG.333C



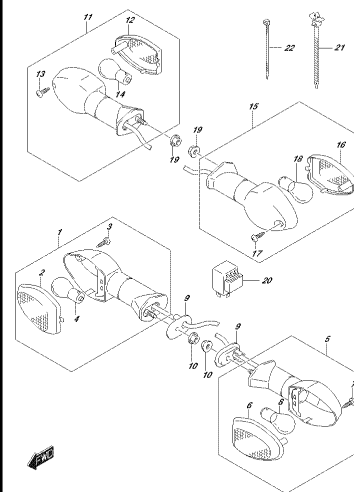
FINISIAL_C_FIG_1007
BEKGLAMP

FIG.333D



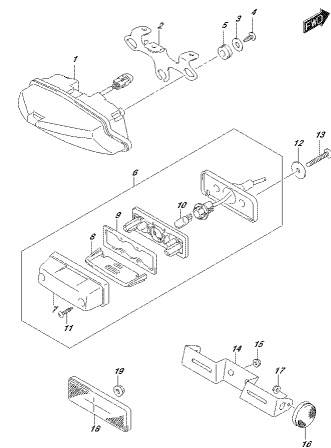
FINISIAL_C_FIG_1007
BEKGLAMP

FIG.334A



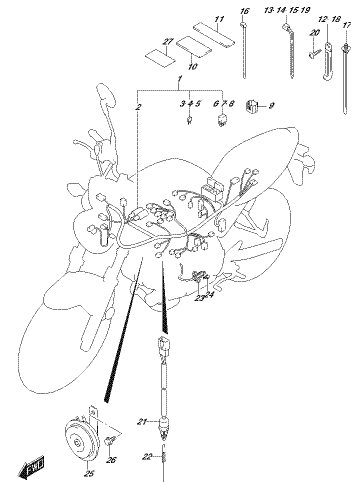
FINISIAL_C_FIG_1014
TURNSCHLAMP

FIG.339A



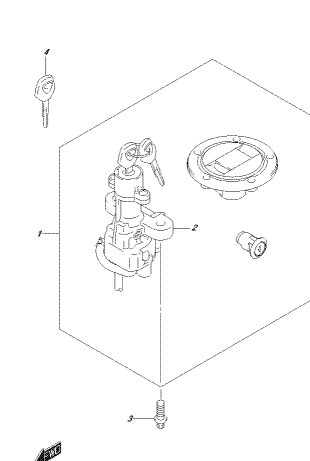
FINISIAL_C_FIG_1014
BEHRLICHTSWECHSELAMP

FIG.350A



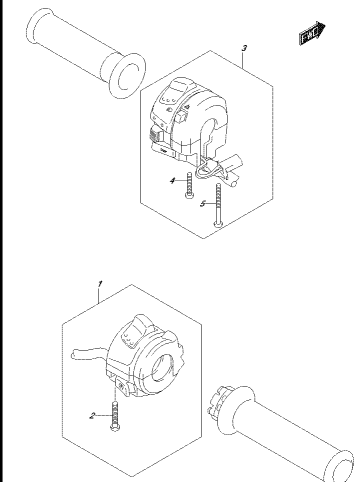
FINISIAL_C_FIG_1014
WINGED HEADLESS

FIG.352A



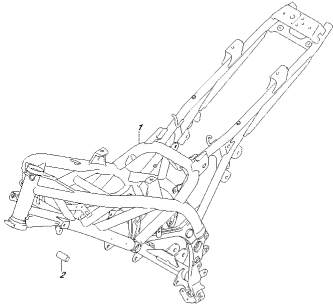
FINISIAL_C_FIG_1014
LOCK SET

FIG.355A



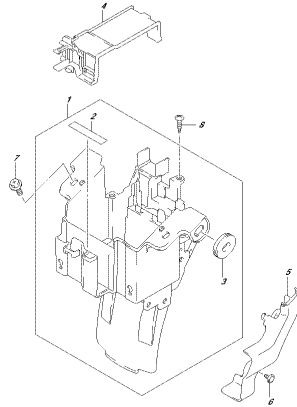
FINISIAL_C_FIG_1014
HANDLE SWITCH

FIG.401A



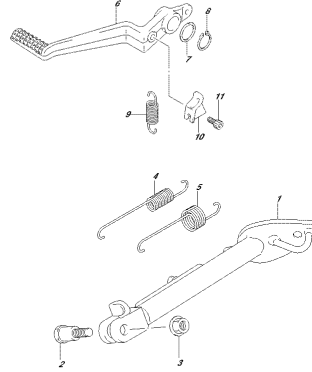
SHINBAI_C_EIZ_401A
27046C

FIG.405A



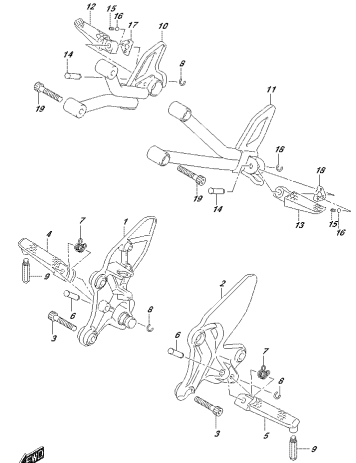
SHINBAI_C_EIZ_405A
BATTERY HOLDER

FIG.407A



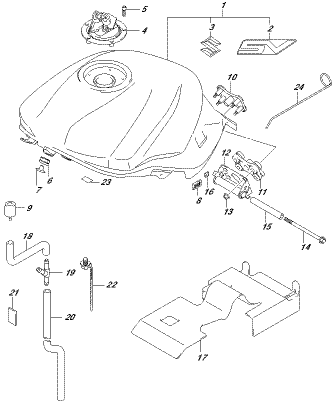
SHINBAI_C_EIZ_407A
27047G

FIG.415A



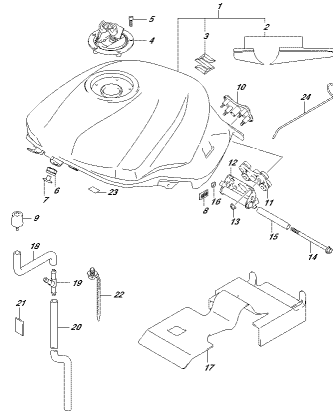
SHINBAI_C_EIZ_415A
FOOTREST

FIG.420A



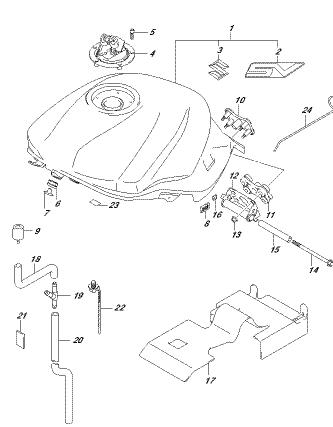
SHINBAI_C_EIZ_420A
FUEL TANK

FIG.420B



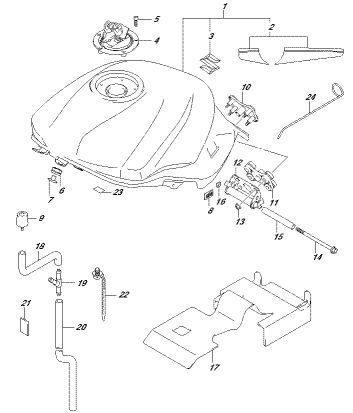
SHINBAI_C_EIZ_420B
FUEL TANK

FIG.420C



SHINBAI_C_EIZ_420C
FUEL TANK

FIG.420D



SHINBAI_C_EIZ_420D
FUEL TANK

FIG. 420E

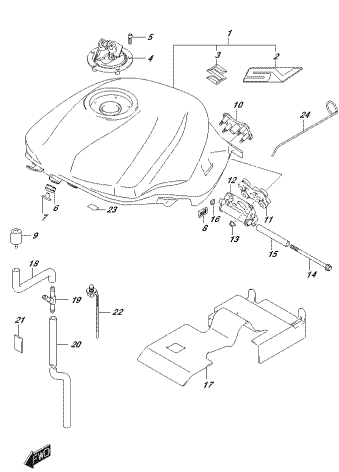


FIG. 420E
FUEL TANK

FIG. 420F

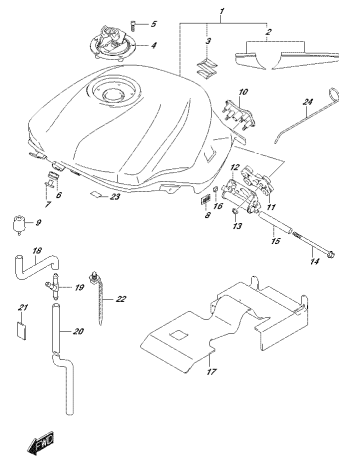


FIG. 420F
FUEL TANK

FIG. 420G

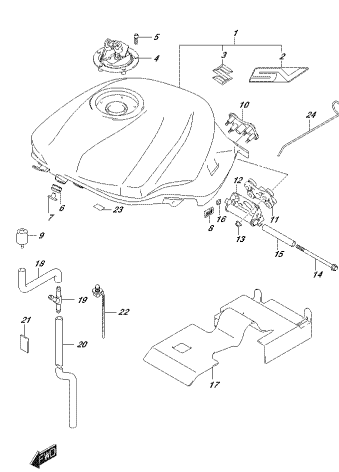


FIG. 420G
FUEL TANK

FIG. 420H

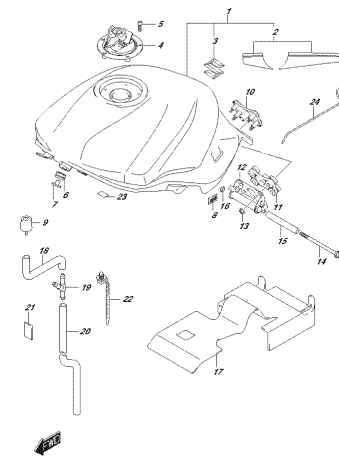


FIG. 420H
FUEL TANK

FIG. 422A

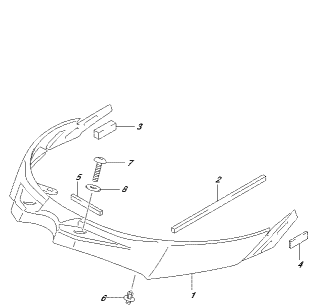


FIG. 422A
FUEL TANK FRONT COVER

FIG. 427A

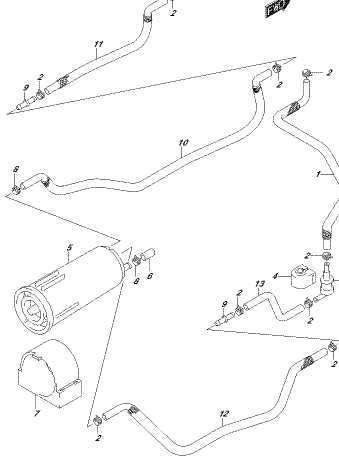


FIG. 427A
FUEL TANK FRONT COVER

FIG. 443A

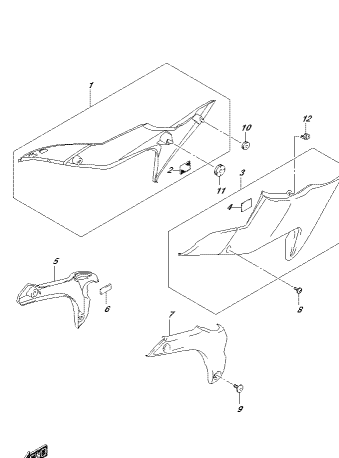


FIG. 443A
FRAME CENTER COVER

FIG. 445A

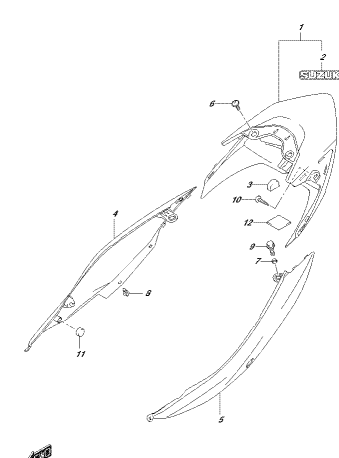
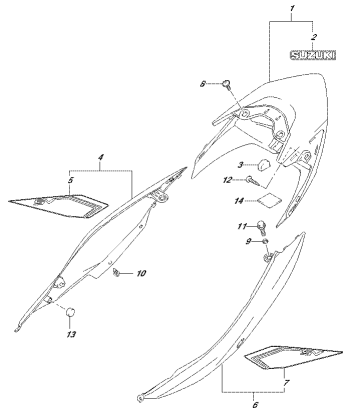


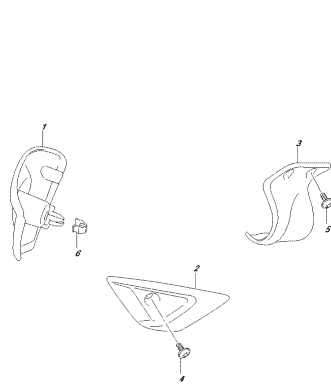
FIG. 445A
FRAME COVER

FIG.445B



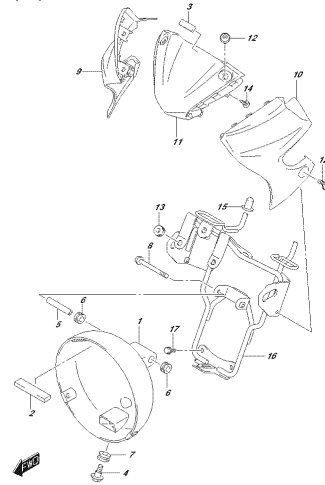
RHS03AL_EFK_445B
FORK COVER

FIG.449A



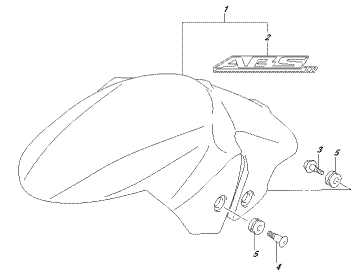
RHS03AL_EFK_449A
FRAME HEAD COVER

FIG.452A



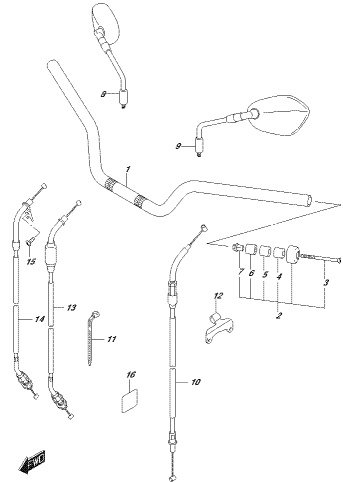
RHS03AL_EFK_452A
HEADLAMP COVER

FIG.460A



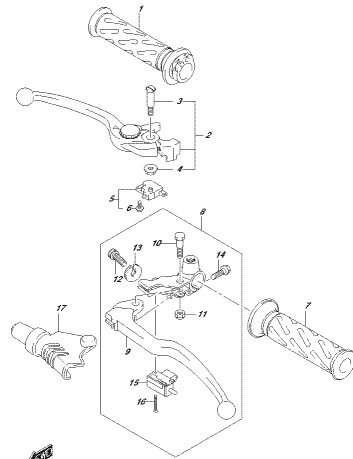
RHS03AL_EFK_460A
FRONT FENDER

FIG.462A



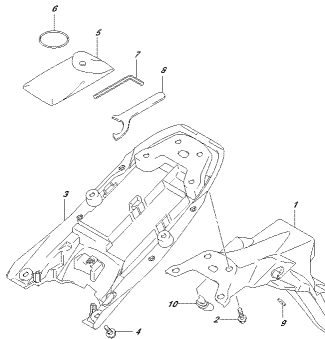
RHS03AL_EFK_462A
HANDLEBAR

FIG.467A



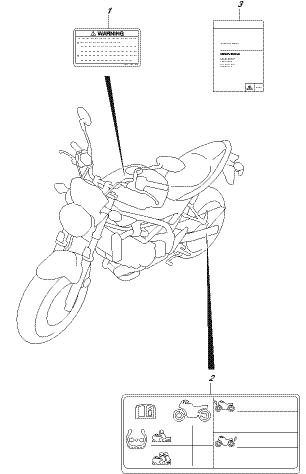
RHS03AL_EFK_467A
HANDLE LEVER

FIG.474A



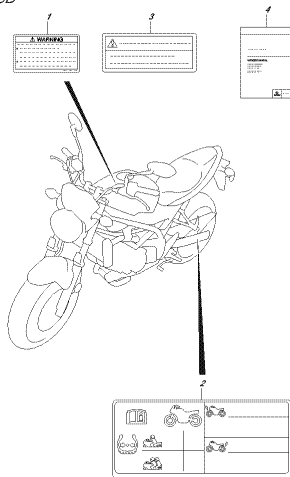
RHS03AL_EFK_474A
REAR FENDER

FIG.496A



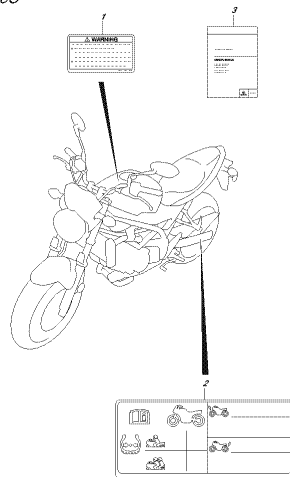
RHS03AL_EFK_496A
LABEL

FIG.496B



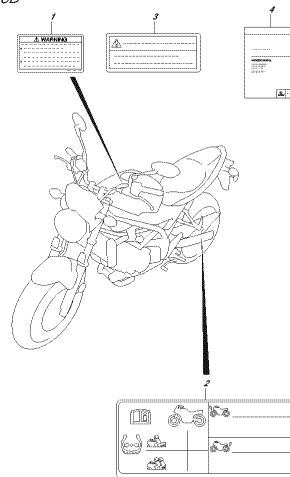
SHIBASALZ_EZG_496B
JABZ

FIG.496C



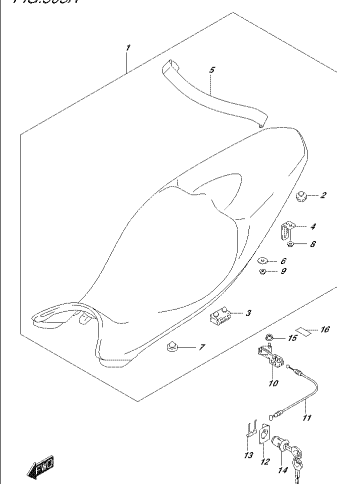
SHIBASALZ_EZG_496C
JABZ

FIG.496D



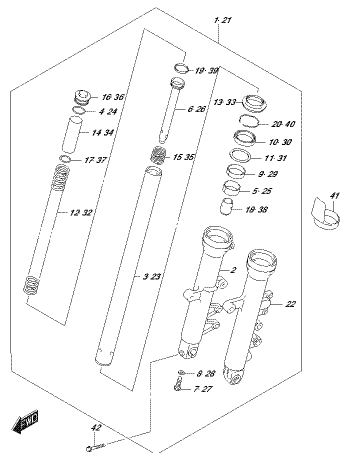
SHIBASALZ_EZG_496D
JABZ

FIG.505A



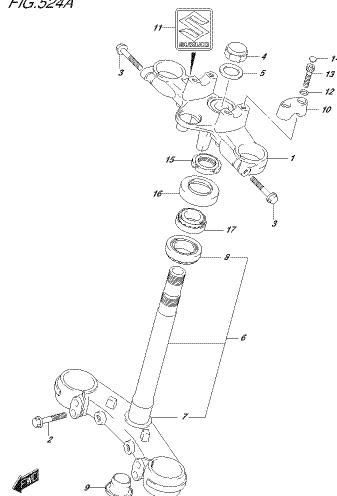
SHIBASALZ_EZG_505A
5257

FIG.521A



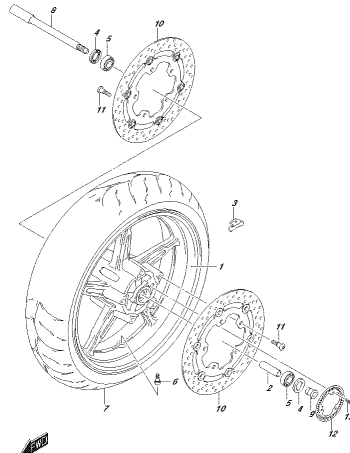
SHIBASALZ_EZG_521A
FRONT FORK DAMPER

FIG.524A



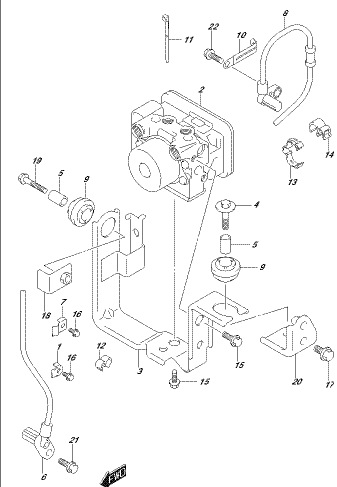
SHIBASALZ_EZG_524A
STEERING STEM

FIG.530A



SHIBASALZ_EZG_530A
FRONT WHEEL

FIG.533A



SHIBASALZ_EZG_533A
HYDRAULIC FORK

FIG.535A

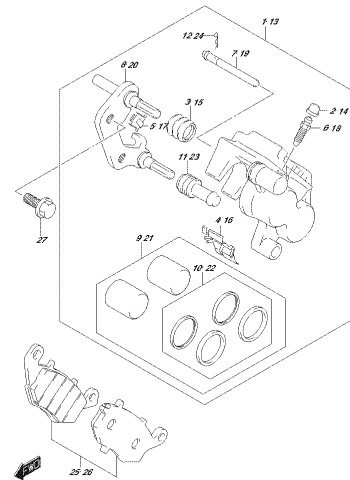


FIG.535A
FRONT CALIPER

FIG.536A

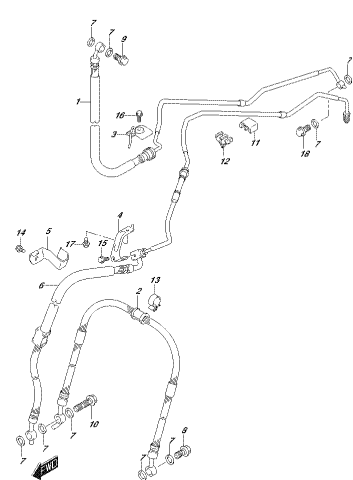


FIG.536A
FRONT BRAKE HOSE

FIG.537A

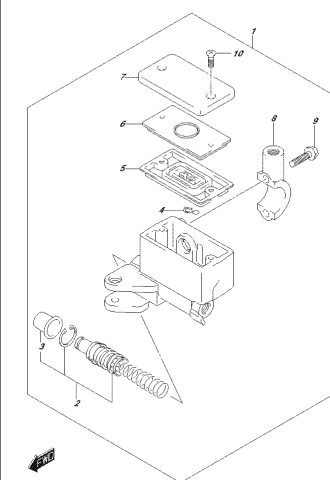


FIG.537A
FRONT MASTER CYLINDER

FIG.541A

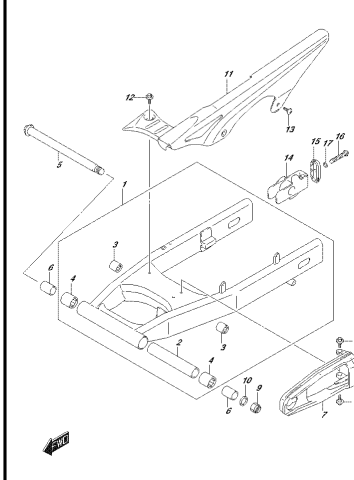


FIG.541A
REAR DRUM/SHOE

FIG.543A

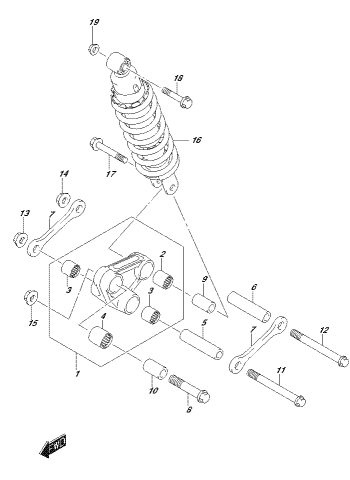


FIG.543A
REAR LOWER CONTROL LEVER

FIG.550A

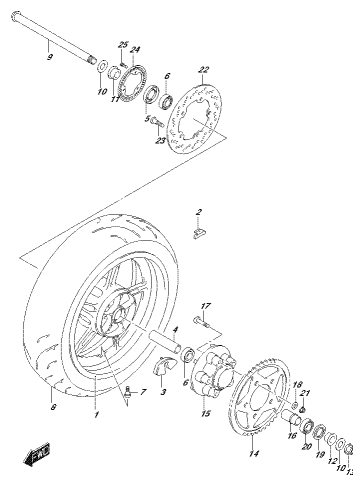


FIG.550A
REAR WHEEL

FIG.550B

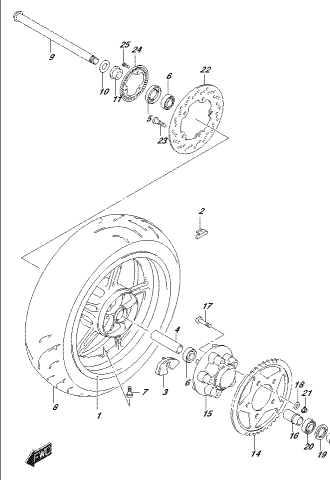


FIG.550B
REAR WHEEL

FIG.550C

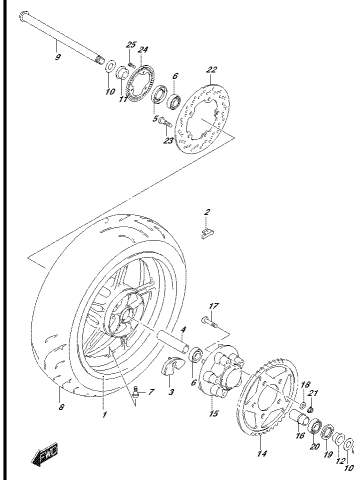
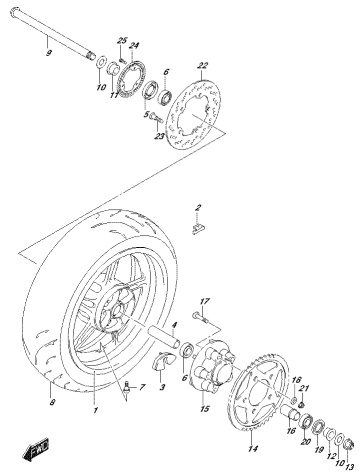


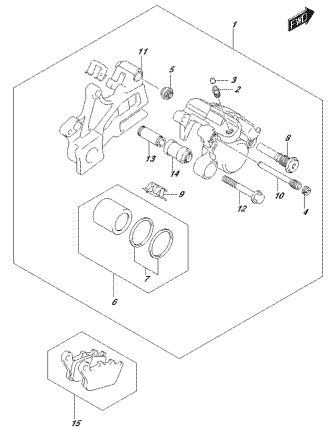
FIG.550C
REAR WHEEL

FIG.550D



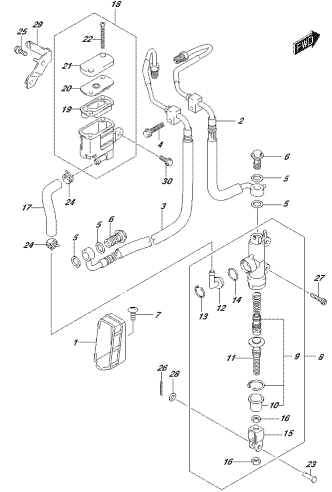
OPTIONAL FIG. 280D
REAR WHEEL

FIG.555A



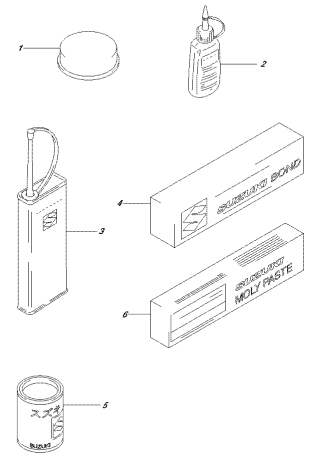
OPTIONAL FIG. 285A
REAR CYLINDER

FIG.558A



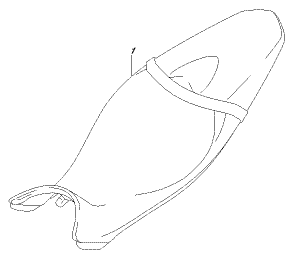
OPTIONAL FIG. 285A
REAR MASTER CYLINDER

FIG.901A



OPTIONAL FIG. 401A
OPTIONAL

FIG.970A



OPTIONAL FIG. 470A
OPTIONAL

FIG.101A

FIG.101A (1-B-2) GASKET SET

REF NO.	PART NO.	DESCRIPTION	Q'TY	REMARKS
1	11403-44820	GASKET SET	1	OPT
2	11141-20F00	.GASKET, CYLINDER HEAD	2	NOT ILLUSTRATED
3	11173-19F01	.GASKET, CYL HEAD COVER	2	NOT ILLUSTRATED
4	11241-19F10	.GASKET, CYLINDER FRONT	1	NOT ILLUSTRATED
5	11242-19F00	.GASKET, CYLINDER GEAR	1	NOT ILLUSTRATED
6	11482-44H00	.GASKET, CLUTCH COVER	1	NOT ILLUSTRATED
7	11483-19F00	.GASKET, MAGNETO COVER	1	NOT ILLUSTRATED
8	12837-27G10	.GASKET, TENSIONER ADJUSTER	2	NOT ILLUSTRATED
9	14181-22D01	.GASKET, EXHAUST PIPE	2	NOT ILLUSTRATED
10	11191-27E00	.WASHER	4	NOT ILLUSTRATED

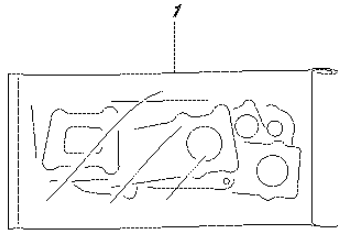
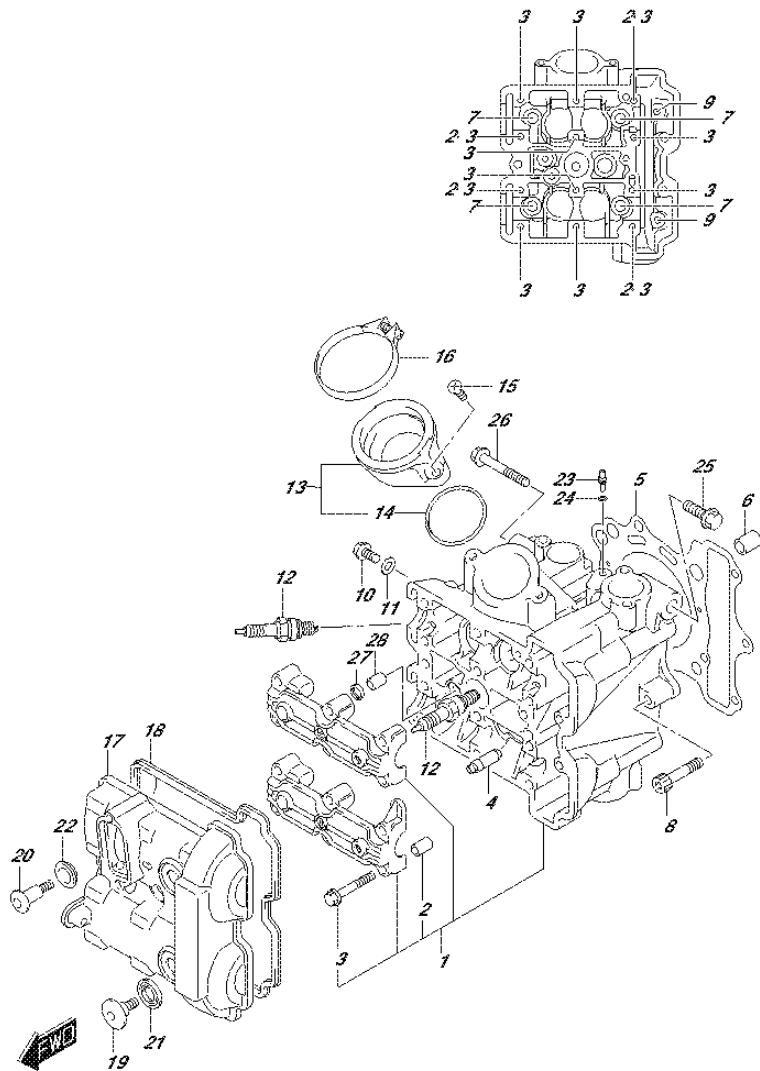


FIG.104A



SV650AL7_E02_104A
CYLINDER HEAD (FRONT)

FIG.104A (1-B-3) CYLINDER HEAD (FRONT)

REF NO.	PART NO.	DESCRIPTION	Q'TY	REMARKS
1	11101-18K00	HEAD ASSY, CYLINDER FRONT	1	
2	09206-08001	.PIN (8X11)	4	
3	09103-06266	.BOLT (6X40)	12	
4	11115-18D72	GUIDE, VALVE (OS:0.3)	1	OPT
5	11141-20F00	GASKET, CYLINDER HEAD	1	
6	04211-13189	PIN	2	
7	11117-44H00	BOLT (10X160)	4	
8	07120-0640A	BOLT	1	
9	09103-06103	BOLT (6X70)	2	
10	01550-0612A	BOLT	1	
11	09168-06023	GASKET (5.8X13X1.2)	1	
12	09482-00646	SPARK PLUG (MR8E-9)	2	NGK
13	13101-17G10	PIPE ASSY, INTAKE FRONT	1	
14	09280-46006	.O RING (D:2.4,ID:47X42)	1	
15	02122-0616B	SCREW	2	
16	13827-40H01	CLAMP	1	
17	11171-18K00	COVER, CYLINDER HEAD FRONT	1	
18	11173-19F01	GASKET, CYLINDER HEAD COVER	1	
19	09106-07009	BOLT (7X17.5)	2	
20	09106-07010	BOLT (7X31)	1	
21	11191-27E00	WASHER	2	
22	11192-13E00	CUSHION, HEAD COVER BOLT	1	
23	09493-80005	JET(8)	1	
24	09280-04004	O RING (D:1.2,ID:4)	1	
25	09103-10378	BOLT (10X25)	1	
26	01550-1070A	BOLT	1	
27	11182-35F10	GASKET, 2ND AIR PASSAGE	1	
28	09206-10016	PIN (8.2X10X13)	1	

SV650AL7_E02

FIG.105A

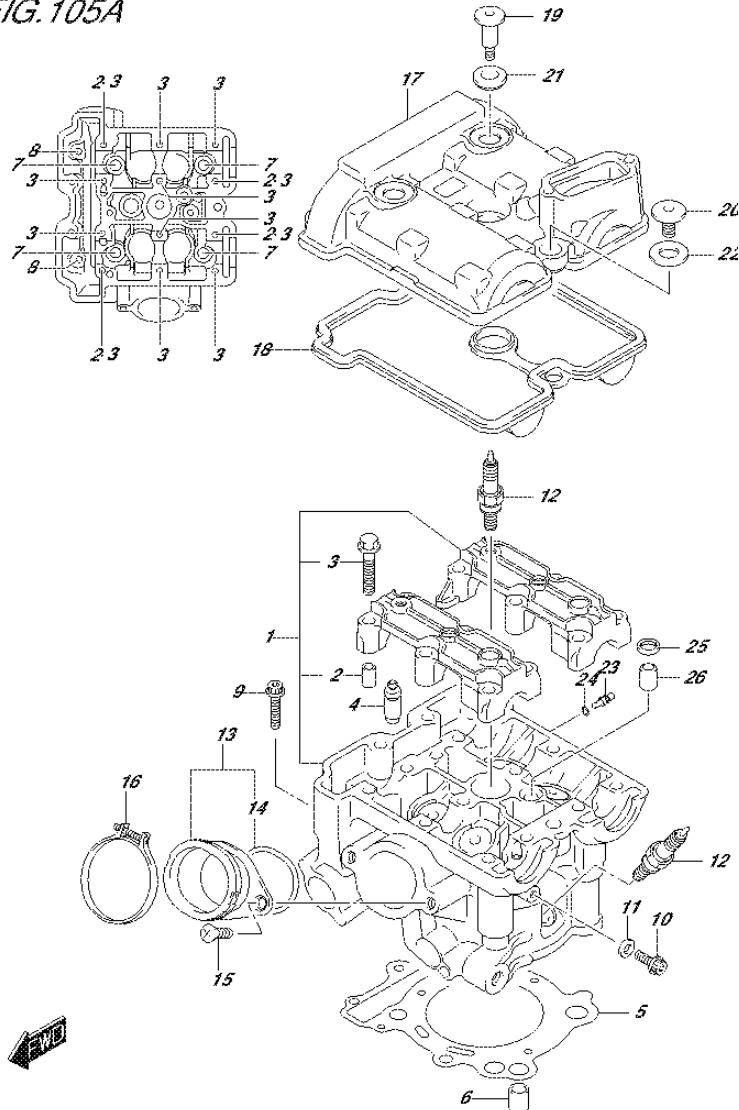


FIG.105A (1-B-4) CYLINDER HEAD (REAR)

REF NO.	PART NO.	DESCRIPTION	Q'TY	REMARKS
1	11103-18K00	HEAD ASSY, CYLINDER REAR	1	
2	09206-08001	.PIN (8X11)	4	
3	09103-06266	.BOLT (6X40)	12	
4	11115-18D72	GUIDE, VALVE (OS:0.3)	1	OPT
5	11141-20F00	GASKET, CYLINDER HEAD	1	
6	04211-13189	PIN	2	
7	11117-44H00	BOLT (10X160)	4	
8	09103-06103	BOLT (6X70)	2	
9	07120-0640A	BOLT	1	
10	01550-0612A	BOLT	1	
11	09168-06023	GASKET (5.8X13X1.2)	1	
12	09482-00646	SPARK PLUG (MR8E-9)	2	NGK
13	13102-17G10	PIPE ASSY, INTAKE REAR	1	
14	09280-46006	.O RING (D:2.4,ID:47X42)	1	
15	02122-0616B	SCREW	2	
16	13827-40H01	CLAMP	1	
17	11172-18K00	COVER, CYLINDER HEAD REAR	1	
18	11173-19F01	GASKET, CYLINDER HEAD COVER	1	
19	09106-07009	BOLT (7X17.5)	2	
20	09106-07010	BOLT (7X31)	1	
21	11191-27E00	WASHER	2	
22	11192-13E00	CUSHION, HEAD COVER BOLT	1	
23	09493-80005	JET(8)	1	
24	09280-04004	O RING (D:1.2,ID:4)	1	
25	11182-35F10	GASKET, 2ND AIR PASSAGE	1	
26	09206-10016	PIN (8.2X10X13)	1	

FIG.107A

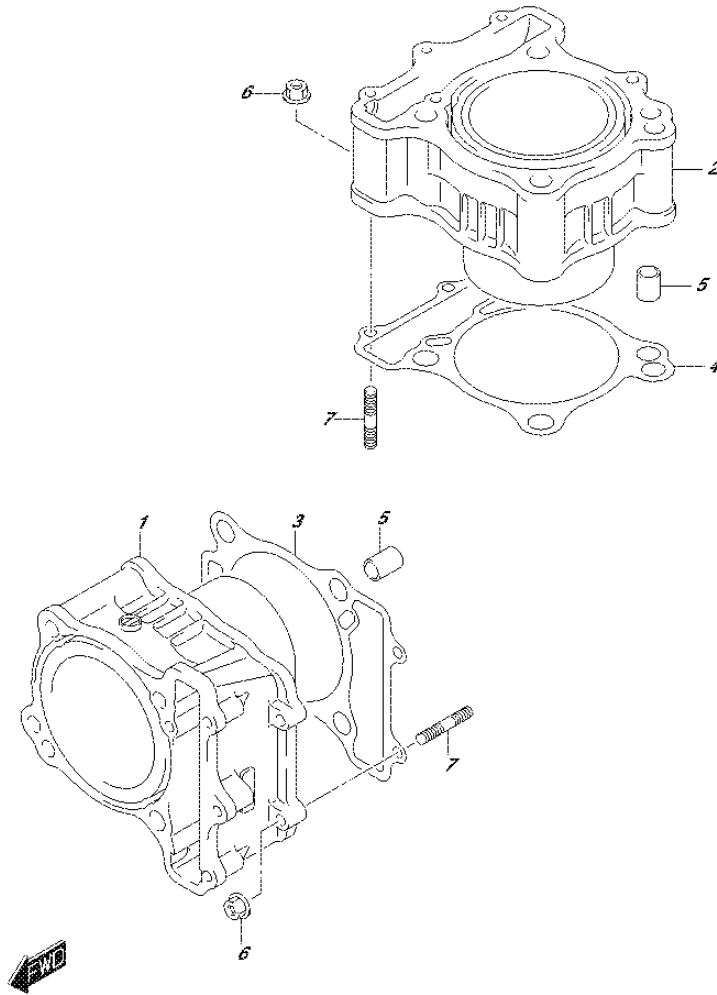


FIG.107A (1-B-5) CYLINDER

REF NO.	PART NO.	DESCRIPTION	Q'TY	REMARKS
1	11211-44H00-0F0	CYLINDER, FRONT	1	
2	11221-44H00-0F0	CYLINDER, REAR	1	
3	11241-19F10	GASKET, CYLINDER FRONT	1	
4	11242-19F00	GASKET, CYLINDER REAR	1	
5	04211-13189	PIN	4	
6	08316-1006A	NUT	4	
7	01421-0625A	STUD BOLT	4	

FIG.108A

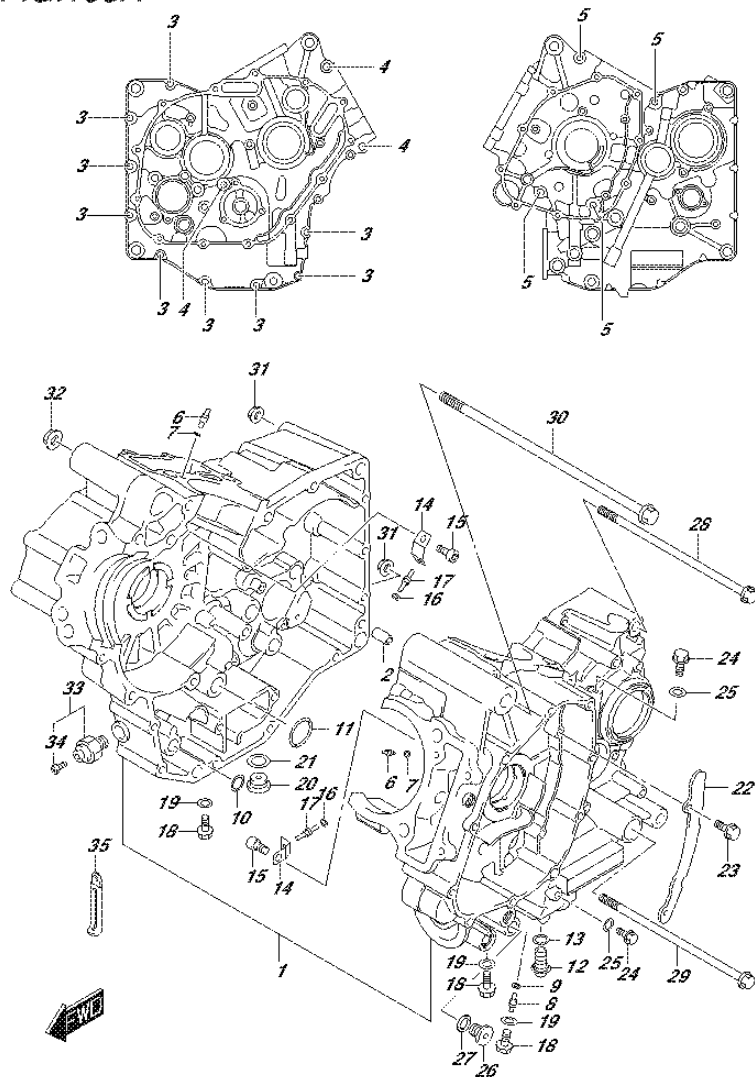


FIG.108A (1-B-6) CRANKCASE

REF NO.	PART NO.	DESCRIPTION	Q'TY	REMARKS
1	11301-27871	CRANKCASE SET	1	
2	09206-11007	.PIN (8.4X11X20)	2	
3	01547-0650A	.BOLT	9	
4	07120-0855A	.BOLT	3	
5	07120-0880A	.BOLT	4	
6	09493-28010	JET AIR(14)	2	
7	09280-04004	O RING (D:1.2,ID:4)	2	
8	09493-36004	JET, OIL GALY	1	
9	09280-04004	O RING (D:1.2,ID:4)	1	
10	09280-13007	O RING	1	
11	09280-15007	O RING (D:2.4,ID:15.8)	1	
12	09247-12011	PLUG (12X20)	1	OIL DRAIN
13	09168-12002	GASKET (12.1X16.2X3.7)	1	
14	16438-19F00	PLATE, PISTON COOLING JET	2	
15	09106-06075	BOLT (6X12)	2	
16	09280-04004	O RING (D:1.2,ID:4)	2	
17	09493-26007	JET	2	
18	01550-0812A	BOLT	3	
19	09168-08016	GASKET (8.2X14X1)	3	
20	09248-16012	PLUG (16X8)	1	
21	09168-16002	GASKET (16X22X2)	1	
22	11323-19F00	PLATE, OIL SEPARATOR	1	
23	01547-0612A	BOLT	2	
24	01547-0610A	BOLT	2	
25	09168-06023	GASKET (5.8X13X1.2)	2	
26	09247-12006	PLUG (12X10)	1	
27	09168-12017	GASKET (12X17X1)	1	
28	09103-10041-A05	BOLT (10X215)	1	
29	09103-10145	BOLT (10X205)	1	
30	09103-12016	BOLT (12X300)	1	
31	09159-10111	NUT	2	
32	09159-12056	NUT	1	
33	37820-33D10	SWITCH ASSY, OIL PRESSURE	1	
34	37822-33D00	.BOLT, OIL PRESSURE SWITCH	1	
35	09404-06429	CLAMP (L:45)	1	

FIG.112A

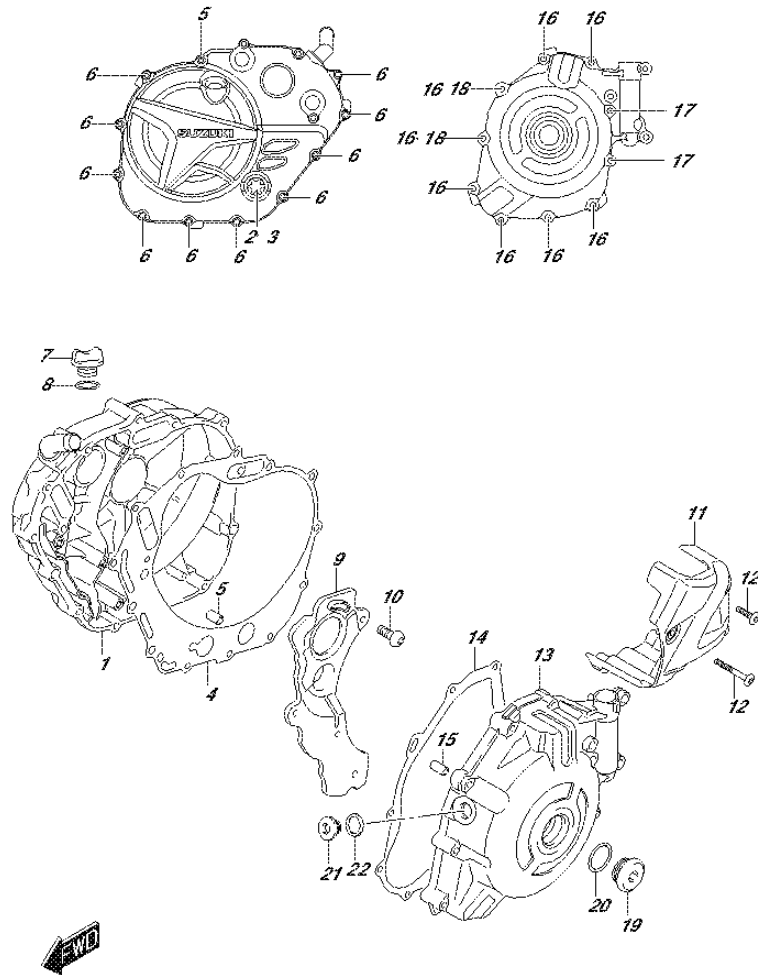


FIG.112A (1-B-7) CRANKCASE COVER

REF NO.	PART NO.	DESCRIPTION	Q'TY	REMARKS
1	11340-18K00	COVER, CLUTCH	1	
2	11971-33210	.LENS, OIL LEVEL CHECK	1	
3	08331-4130A	.CIRCLIP	1	
4	11482-44H00	GASKET, CLUTCH COVER	1	
5	04211-09149	PIN	2	
6	09103-06214	BOLT (6X35)	11	
7	11971-25D00	PLUG, OIL FILLER	1	
8	09280-17003	O RING (D:3.1,ID:16.8)	1	
9	11343-44H01	SEPARATOR, OIL	1	
10	09106-06098	BOLT (6X12)	4	
11	11360-18K00	COVER, ENG SPROCKET	1	
12	09139-06029	SCREW (6X25)	3	
13	11351-44H10	COVER, MAGNETO	1	
14	11483-19F00	GASKET, MAGNETO COVER	1	
15	04211-09149	PIN	2	
16	09103-06214	BOLT (6X35)	8	
17	09103-06239	BOLT (6X65)	2	
18	09168-06023	GASKET (5.8X13X1.2)	2	
19	09259-26012	PLUG	1	
20	09280-22008	O RING (D:3.1,ID:22.7)	1	
21	09248-16012	PLUG (16X8)	1	
22	09168-16002	GASKET (16X22X2)	1	

FIG. 120A

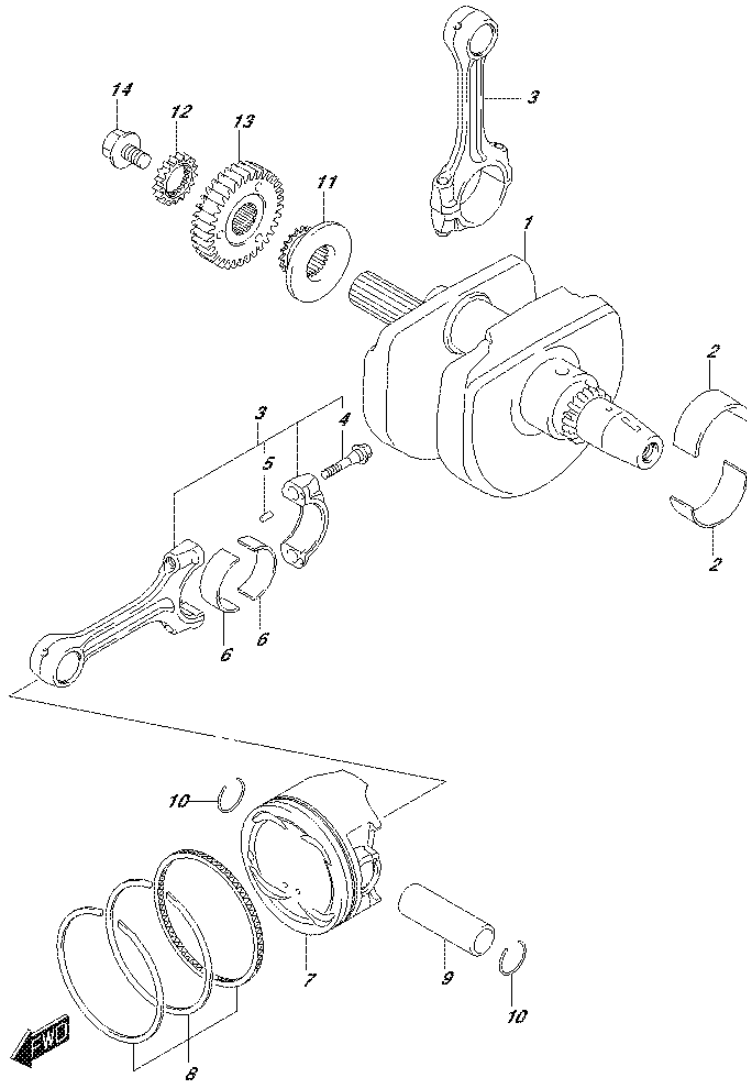


FIG.120A (1-B-8) CRANKSHAFT

REF NO.	PART NO.	DESCRIPTION	Q'TY	REMARKS
1	12220-44H20	CRANKSHAFT	1	
2-1	12229-44H10-0A0	BEARING, CRANKSHAFT (GREEN)	4	
2-2	12229-44H10-0B0	BEARING, CRANKSHAFT (BLACK)	4	
2-3	12229-44H10-0C0	BEARING, CRANKSHAFT (BROWN)	4	
3	12160-17G20	CONNECTING ROD ASSY	2	
4	12163-24F10	.BOLT, CONNECTING ROD	4	
5	04221-04089	.KNOCK PIN	4	
6-1	12164-46E10-0A0	BEARING, CRANK PIN (GREEN)	4	
6-2	12164-46E10-0B0	BEARING, CRANK PIN (BLACK)	4	
6-3	12164-46E10-0C0	BEARING, CRANK PIN (BROWN)	4	
6-4	12164-46E10-0D0	BEARING, CRANK PIN (YELLOW)	4	
7	12111-18K00-0F0	PISTON	2	
8	12140-15H10	RING SET, PISTON	2	
9	12151-05A10	PIN, PISTON	2	
10	09381-20004	SNAP RING	4	
11	12731-19F00	SPROCKET, CAM CHAIN DRIVE	1	
12	17451-17G00	GEAR, WATER PUMP DRIVE (NT:17)	1	
13	21100-44H00	GEAR, PRIMARY DRIVE (NT:34)	1	
14	09103-10338	BOLT (10X19)	1	

FIG. 122A

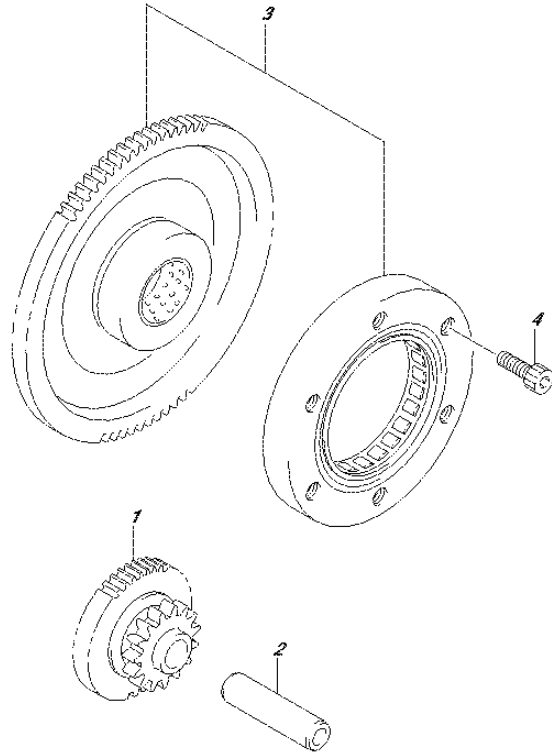


FIG.122A (1-B-9) STARTER CLUTCH

REF NO.	PART NO.	DESCRIPTION	Q'TY	REMARKS
1	12611-27G00	GEAR, STARTER IDLE (NT:15/53)	1	
2	09206-12006	PIN (8X12X45.5)	1	
3	12600-06821	CLUTCH SET, STARTER (NT:34)	1	
4	09106-08190	BOLT (8X16)	6	



FIG. 126A

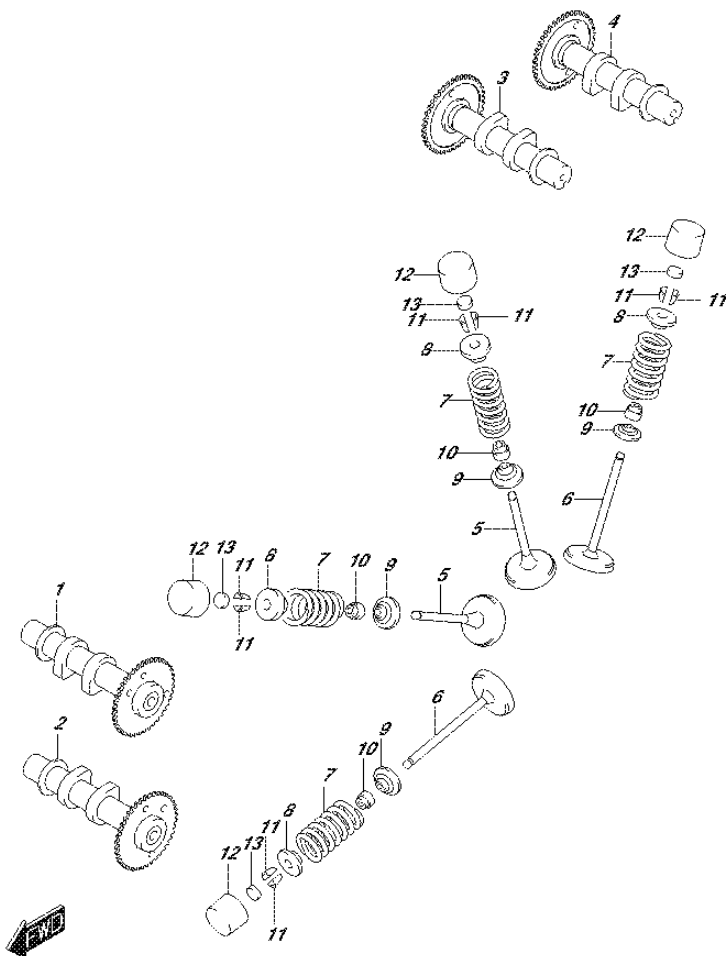


FIG.126A (1-B-10) CAMSHAFT/VALVE

REF NO.	PART NO.	DESCRIPTION	Q'TY	REMARKS
1	12710-18K00	CAMSHAFT, INTAKE FRONT	1	
2	12720-18K00	CAMSHAFT, EXHAUST FRONT	1	
3	12730-18K00	CAMSHAFT, INTAKE REAR	1	
4	12740-18K00	CAMSHAFT, EXHAUST REAR	1	
5	12911-18K00	VALVE, INTAKE	4	
6	12912-18K00	VALVE, EXHAUST	4	
7	12921-44H00	SPRING, VALVE	8	
8	12931-17E01	RETAINER, VALVE SPRING	8	
9	12933-17E00	SEAT, VALVE SPRING	8	
10	09289-04002	OIL SEAL (4.5X10X8)	8	
11	12932-32C00	COTTER, VALVE	16	
12	12891-17E00	TAPPET	8	
13-1	12892-05C00-120	SHIM, TAPPET (T:1.20)	8	
13-2	12892-05C00-125	SHIM, TAPPET (T:1.25)	8	
13-3	12892-05C00-130	SHIM, TAPPET (T:1.30)	8	
13-4	12892-05C00-135	SHIM, TAPPET (T:1.35)	8	
13-5	12892-05C00-140	SHIM, TAPPET (T:1.40)	8	
13-6	12892-05C00-145	SHIM, TAPPET (T:1.45)	8	
13-7	12892-05C00-150	SHIM, TAPPET (T:1.50)	8	
13-8	12892-05C00-155	SHIM, TAPPET (T:1.55)	8	
13-9	12892-05C00-160	SHIM, TAPPET (T:1.60)	8	
13-10	12892-05C00-165	SHIM, TAPPET (T:1.65)	8	
13-11	12892-05C00-170	SHIM, TAPPET (T:1.70)	8	
13-12	12892-05C00-175	SHIM, TAPPET (T:1.75)	8	
13-13	12892-05C00-180	SHIM, TAPPET (T:1.80)	8	
13-14	12892-05C00-185	SHIM, TAPPET (T:1.85)	8	
13-15	12892-05C00-190	SHIM, TAPPET (T:1.90)	8	
13-16	12892-05C00-195	SHIM, TAPPET (T:1.95)	8	
13-17	12892-05C00-200	SHIM, TAPPET (T:2.00)	8	
13-18	12892-05C00-205	SHIM, TAPPET (T:2.05)	8	
13-19	12892-05C00-210	SHIM, TAPPET (T:2.10)	8	
13-20	12892-05C00-215	SHIM, TAPPET (T:2.15)	8	
13-21	12892-05C00-220	SHIM, TAPPET (T:2.20)	8	

FIG.126A

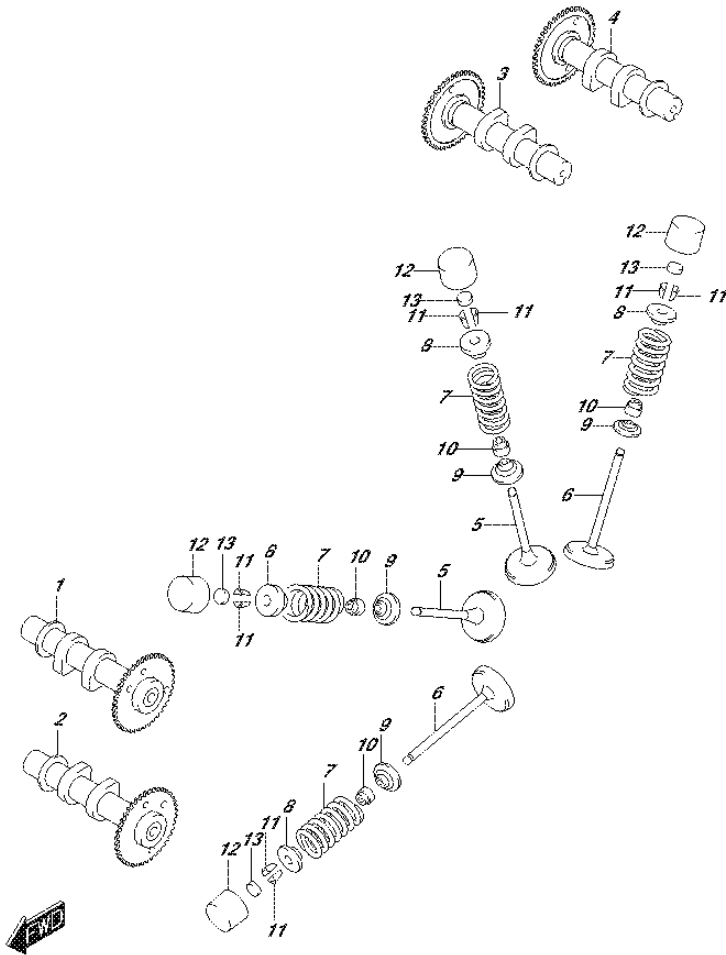


FIG.126A (1-B-11) CAMSHAFT/VALVE

REF NO.	PART NO.	DESCRIPTION	Q'TY	REMARKS
14	12800-05830	SHIM SET, TAPPET T:1.20, 1.25..2.95, 3.00 (5PCS.EACH) & CASE	1	OPT NOT ILLUSTRATED
15	99000-69491	.CASE, TAPPET SHIM	1	OPT NOT ILLUSTRATED

FIG.127A

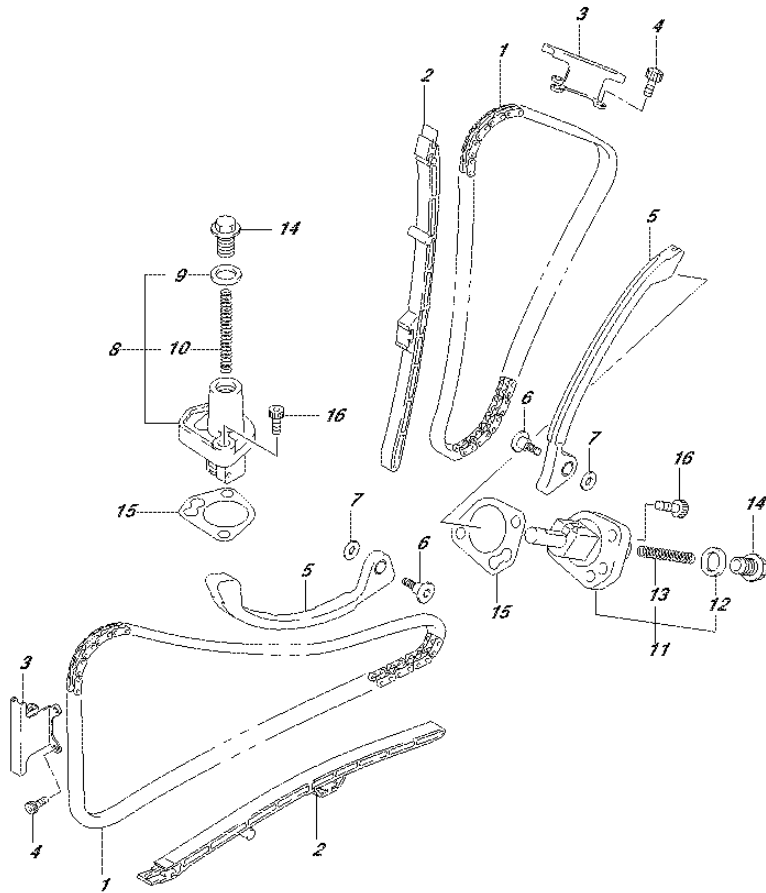


FIG.127A (1-B-12) CAM CHAIN

REF NO.	PART NO.	DESCRIPTION	Q'TY	REMARKS
1	12760-19F01	CHAIN, CAM SHAFT DRIVE	2	
2	12771-44H00	GUIDE, CAM CHAIN NO.1	2	
3	12782-19F00	GUIDE, CAM CHAIN NO.2	2	
4	07130-0612A	BOLT	6	
5	12811-17G00	TENSIONER, CAM CHAIN	2	
6	12812-35C00	BOLT, CAM CHAIN TENSIONER	2	
7	08211-06181	WASHER	2	
8	12830-27G00	ADJUSTER ASSY, TENSIONER FRONT	1	
9	12837-24F10	.GASKET, TENSIONER ADJUSTER	1	
10	12831-39F00	.SPRING	1	
11	12830-27G10	ADJUSTER ASSY, TENSIONER REAR	1	
12	12837-24F10	.GASKET, TENSIONER ADJUSTER	1	
13	12831-39F00	.SPRING	1	
14	12833-17G00	PLUG, TENSIONER ADJUSTER	2	
15	12837-27G10	GASKET, TENSIONER ADJUSTER	2	
16	07130-0625A	BOLT	4	

FIG.140A

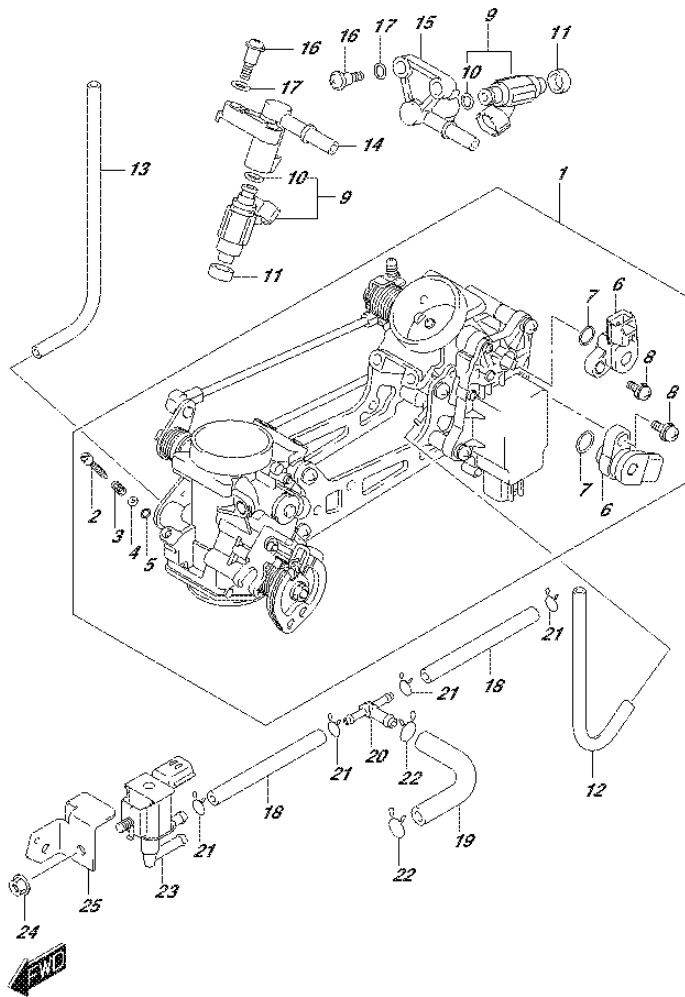


FIG.140A (1-B-13) THROTTLE BODY

REF NO.	PART NO.	DESCRIPTION	Q'TY	REMARKS
1	13405-18K10	THROTTLE BODY	1	
2	13269-33E00	.SCREW	2	
3	13268-48700	.SPRING, THROTTLE SCREW	2	
4	13606-47A00	.WASHER	2	
5	13295-29900	.O RING	2	
6	13580-27G21	.SENSOR ASSY	2	
7	13575-29G00	.O RING	2	
8	13605-02F00	.SCREW	2	
9	15710-11J00	INJECTOR ASSY	2	
10	15717-58B00	.O RING	2	
11	15722-29G00	SEAL	2	
12	13683-10F70	HOSE	1	
13	13683-01H00	HOSE	1	
14	15731-11J00	DELIVERY PIPE	1	
15	15732-11J00	DELIVERY PIPE	1	
16	13601-11J00	SCREW, DELIVERY PIPE	4	
17	13602-29G00	PACKING	4	
18	13681-06G40	HOSE	2	
19	13683-44H30	HOSE	1	
20	13685-04F10	NIPPLE	1	
21	09401-06101	CLIP	4	
22	09401-10410	CLIP	2	
23	18117-52G10	VALVE, WASTEGATE CONT	1	
24	08316-1006A	NUT	1	
25	18119-44H00	BRACKET	1	

FIG.155A

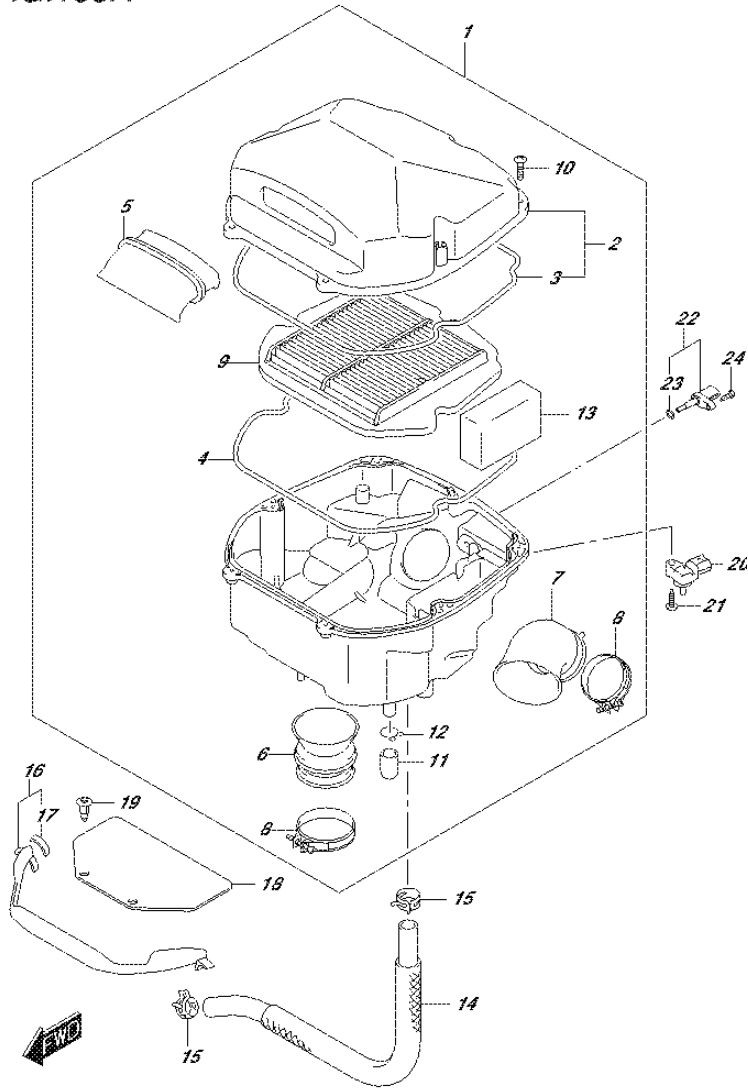


FIG.155A (1-B-14) AIR CLEANER

REF NO.	PART NO.	DESCRIPTION	Q'TY	REMARKS
1	13700-18K10	CLEANER ASSY, AIR	1	
2	13740-44H00	.CAP, AIR CLEANER	1	
3	13746-44H00	..GASKET	1	
4	13746-44H00	.GASKET	1	
5	13891-18K00	.TUBE, INLET	1	
6	13881-18K00	.TUBE, OUTLET A	1	
7	13882-18K00	.TUBE, OUTLET B	1	
8	13826-44H01	.CLAMP, OUTLET TUBE	2	
9	13780-44H00	.FILTER, AIR CLEANER	1	
10	03541-0520A	.SCREW	7	
11	13859-41B10	.PLUG	1	
12	09401-14101	.CLIP	1	
13	13788-44H00	.FILTER, BREATHER	1	
14	13850-18K00	TUBE, BREATHER	1	
15	09401-20405	CLIP	2	
16	13840-44H00	COVER, INLET	1	
17	44894-24A00	.CUSHION	2	
18	13841-44H00	SHEET, CLEANER INLET	1	
19	09409-08308-5ES	CLIP (BLACK)	2	
20	18590-18K00	SENSOR, BOOST	2	
21	03541-0520A	SCREW	2	
22	13650-41F10	SENSOR AIR TEMP	1	
23	13655-41F10	.O RING	1	
24	03511-0516A	SCREW	1	

FIG. 163A

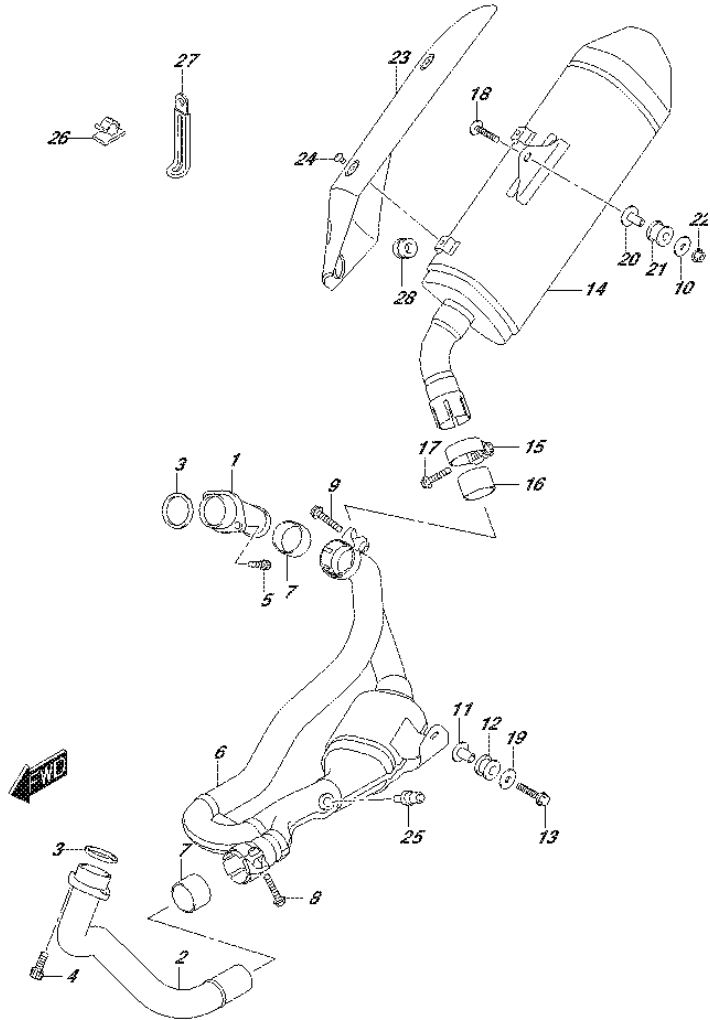


FIG.163A (1-B-15) MUFFLER

REF NO.	PART NO.	DESCRIPTION	Q'TY	REMARKS
1	14150-18K00	PIPE, EXHAUST RR	1	
2	14160-18K00	PIPE, EXHAUST FR	1	
3	14181-22D01	GASKET, EXHAUST PIPE	2	
4	09106-08178	BOLT (8X25)	2	
5	07130-0825A	BOLT	2	
6	14205-18K10	PIPE, EXH CTR	1	
7	14771-32E10	CONNECTOR, EXHAUST	2	
8	09103-08365	BOLT (8X35)	1	
9	09106-08162	BOLT (8X40)	1	
10	09160-08135	WASHER (8.5X28X1.6)	1	
11	09180-08152	SPACER (8.6X12X24.2)	1	
12	09320-12077	CUSHION	1	
13	01550-0840A	BOLT	1	
14	14310-18K00-H01	BODY, MUFFLER	1	
15	14459-19F10	CLAMP, MUFFLER CONNECTOR	1	
16	14771-32E10	CONNECTOR, MUFFLER	1	
17	09103-08365	BOLT (8X35)	1	
18	09106-08164	BOLT (8X45)	1	
19	09160-08135	WASHER (8.5X28X1.6)	1	
20	09180-08152	SPACER (8.6X12X24.2)	1	
21	09320-12048	CUSHION	1	
22	08316-1008A	NUT	1	
23	14780-18K00	COVER, MUF	1	
24	09139-06122	SCREW (6X10)	2	
25	18213-18K00	SENSOR, OXYGEN	1	
26	09403-08327	CLIP	1	
27	09404-06429	CLAMP (L:45)	1	
28	09320-04009	CUSHION	1	

FIG.170A

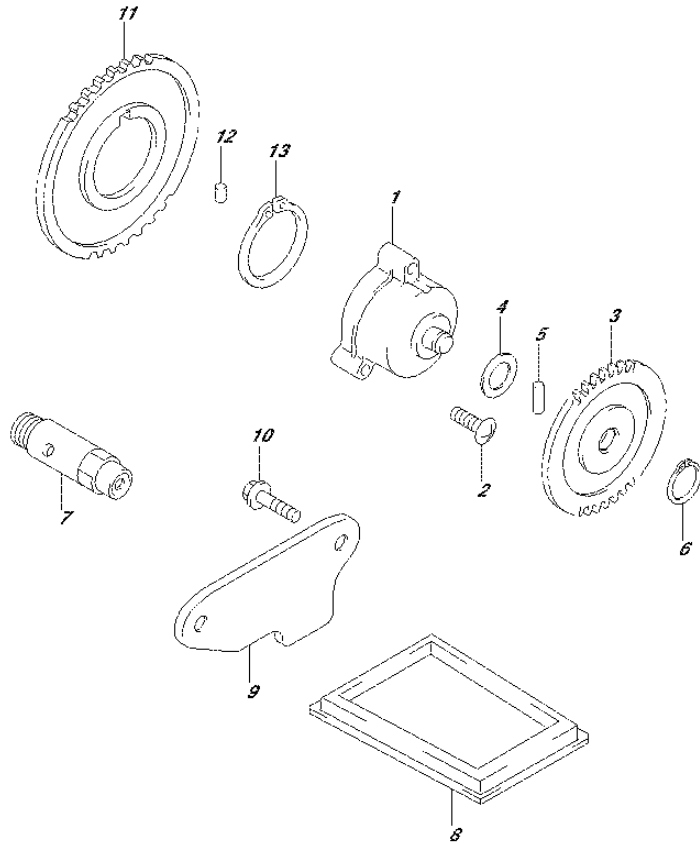


FIG.170A (1-C-2) OIL PUMP

REF NO.	PART NO.	DESCRIPTION	Q'TY	REMARKS
1	16400-20F00	PUMP ASSY, ENGINE OIL	1	
2	07130-0625A	BOLT	3	
3	16331-19F00	GEAR, ENG OIL PUMP DRIVEN (NT:34)	1	
4	09181-10158	SHIM (10X18X0.5)	1	
5	09261-04001	PIN (4X18.5)	1	
6	08331-31109	CIRCLIP	1	
7	16440-17C20	VALVE ASSY, OIL RELIEF	1	
8	16520-32E00	STRAINER, ENGINE OIL	1	
9	16523-17G00	CAP, OIL STRAINER	1	
10	07130-0612A	BOLT	2	
11	16321-19F00	GEAR, ENGINE OIL PUMP DRIVE (NT:45)	1	
12	09261-06002	PIN (6X6)	1	
13	08331-31383	CIRCLIP	1	



FIG.172A

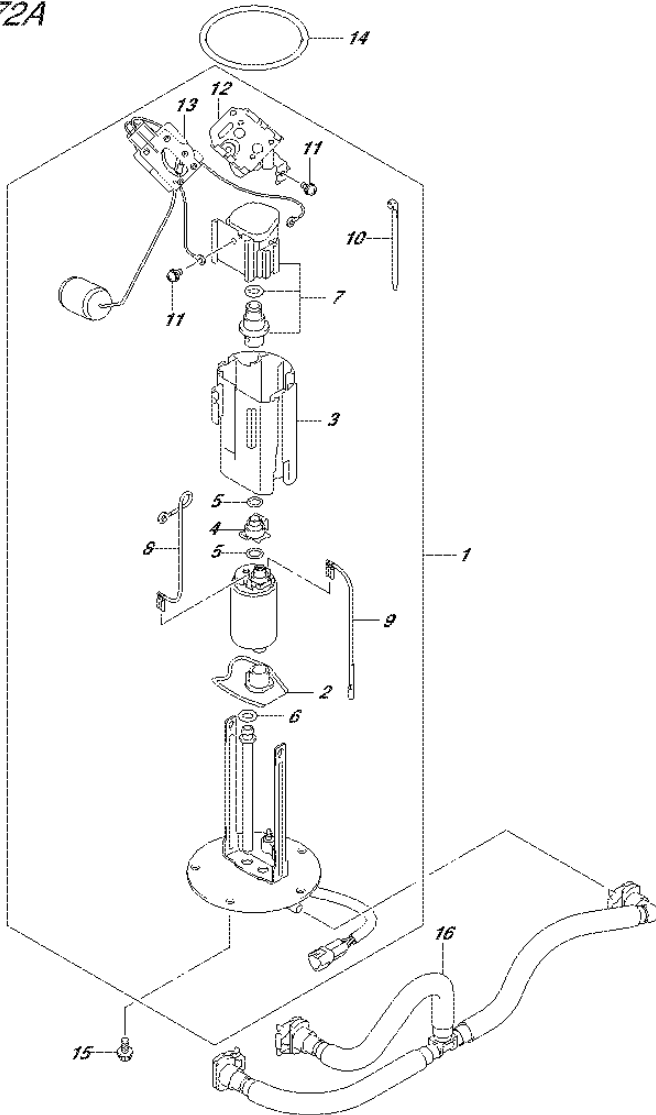


FIG.172A (1-C-3) FUEL PUMP

REF NO.	PART NO.	DESCRIPTION	Q'TY	REMARKS
1	15100-18K00	PUMP ASSY, FUEL	1	
2	15420-31J00	.STRAINER	1	
3	15111-27G00	.CUP, RESERVOIR	1	
4	15112-05H00	.JOINT	1	
5	15113-05H00	.O RING	2	
6	15113-35F00	.O RING	1	
7	15610-14J00	.REGULATOR	1	
8	15114-14J00	.WIPE, EARTH	1	
9	15115-08J00	.WIRE, LEAD	1	
10	15151-31J00	.BINDER	1	
11	15116-10F00	.SCREW	3	
12	15181-18K00	.BRACKET, FUEL GAUGE	1	
13	34810-18K00	.GAUGE ASSY	1	
14	15201-35F00	O RING, FUEL PUMP	1	
15	07120-0612A	BOLT	5	
16	15810-18K00	HOSE, FUEL	1	

FIG.178A

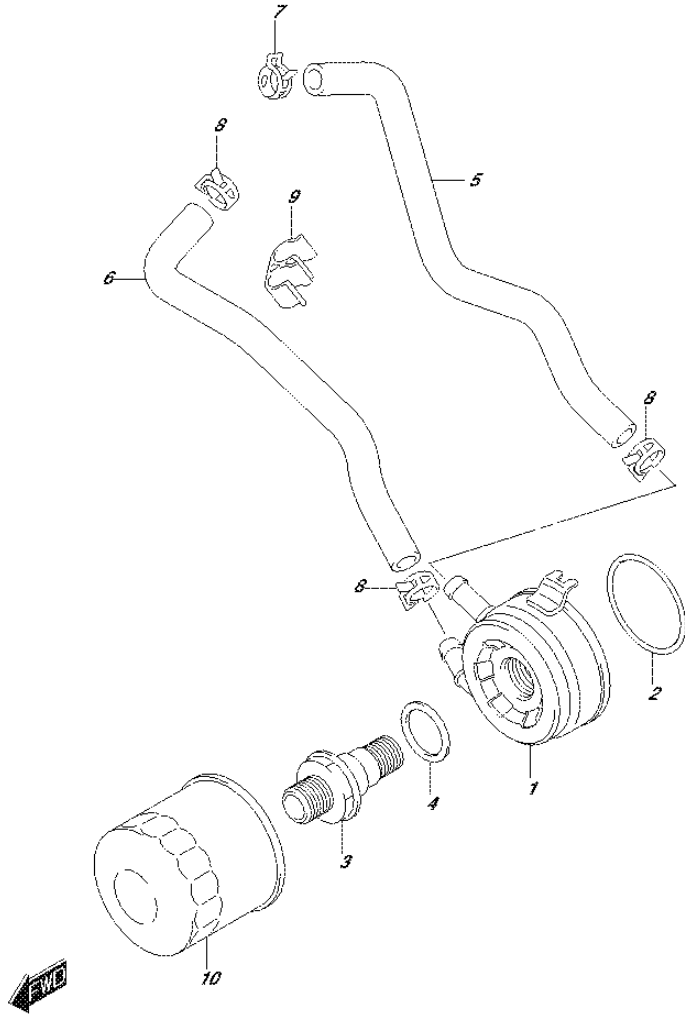


FIG.178A (1-C-4) OIL COOLER

REF NO.	PART NO.	DESCRIPTION	Q'TY	REMARKS
1	16600-44H00	COOLER ASSY, OIL	1	
2	09280-55002	O RING (D:3.1,ID:54.5)	1	
3	16591-02F00	BOLT, OIL COOLER UNION	1	
4	09181-25160	SHIM (25X34X0.7)	1	
5	16461-18K00	HOSE, INLET	1	
6	16471-44H00	HOSE, OUTLET	1	
7	09401-16407	CLIP	1	
8	09401-16409	CLIP	3	
9	09408-00267	CLAMP	1	
10	16510-07J00	FILTER ASSY, ENGINE OIL	1	

FIG. 180A

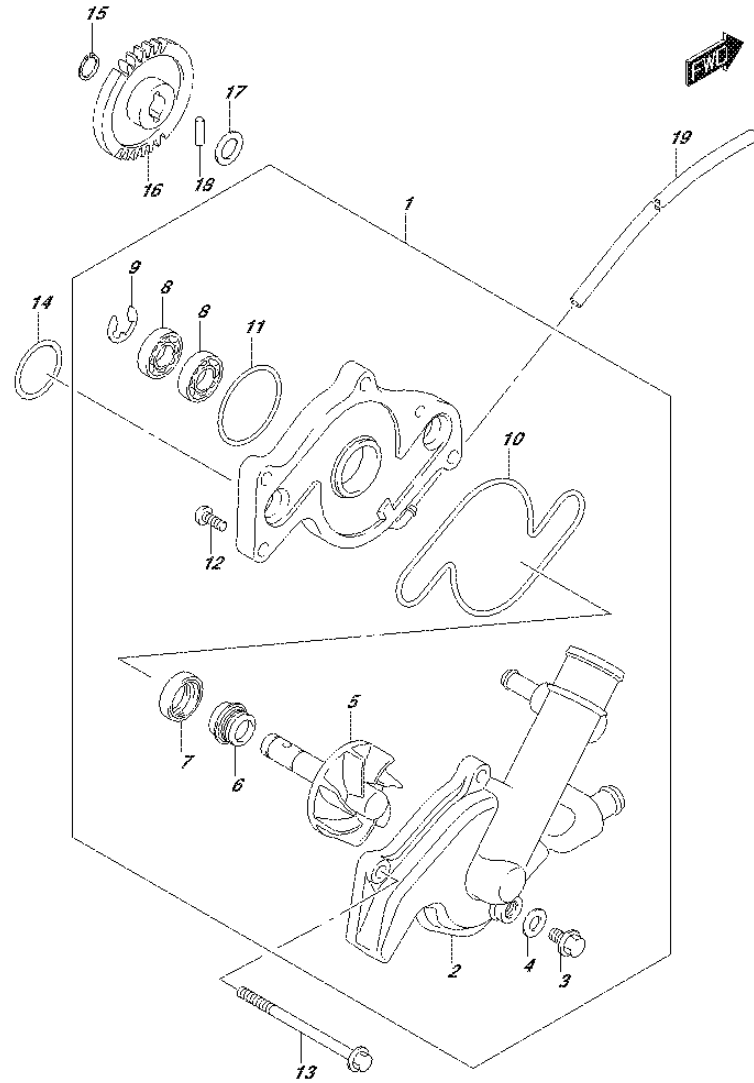


FIG.180A (1-C-5) WATER PUMP

REF NO.	PART NO.	DESCRIPTION	Q'TY	REMARKS
1	17400-18K00	PUMP ASSY, WATER	1	
2	17411-18K00	.CASE, WATER PUMP	1	
3	17415-20920	.BOLT	1	
4	09168-08016	.WASHER	1	
5	17491-19F40	.IMPELLER/SHAFT	1	
6	17470-02F10	.SEAL, MECHANICAL	1	
7	17461-48G00	.OIL SEAL (10X21X5)	1	
8	09262-10014	.BEARING	2	
9	08332-1108A	.E RING	1	
10	17418-19F00	.O RING	1	
11	17435-33400	.O RING	1	
12	02112-0510A	.SCREW	2	
13	09103-06225	BOLT (6X70)	3	
14	09280-22001	O RING (D:2.4,ID:21.8)	2	
15	08331-31109	CIRCLIP	1	
16	17461-44H00	GEAR, WATER PUMP DRIVEN (NT:34)	1	
17	09181-10158	SHIM (10X18X0.5)	1	
18	09261-04002	ROLLER (4X13.8)	1	
19	09352-35653-600	HOSE (3.5X6.5X600)	1	L:600->320

FIG.187A

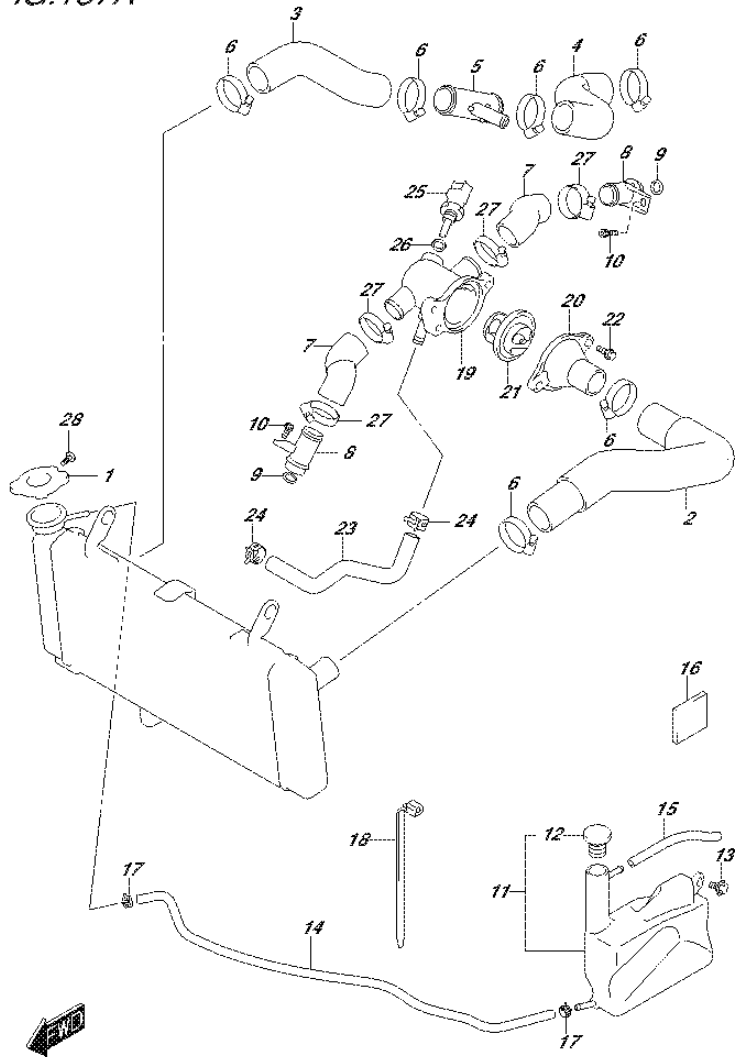


FIG.187A (1-C-7) RADIATOR HOSE

REF NO.	PART NO.	DESCRIPTION	Q'TY	REMARKS
1	17730-08D10	CAP, RADIATOR (1.1)	1	
2	17851-44H00	HOSE, RADIATOR INLET	1	
3	17852-44H00	HOSE, RADIATOR OUTLET NO.1	1	
4	17854-18K00	HOSE, RADIATOR OUTLET NO.2	1	
5	17881-18K00	PIPE, WATER HOSE THREE WAY	1	
6	09402-35501	CLAMP	6	
7	17853-19F00	HOSE, CONNECTOR INLET	2	
8	17890-06G20	UNION, CONNECTOR HOSE	2	
9	09280-18008	O RING (D:3.2,ID:17.8)	2	
10	07130-0612A	BOLT	2	
11	17910-18K00	TANK ASSY, RESERVOIR	1	
12	17931-02FA0	.CAP, RESERVOIR TANK	1	
13	09111-06083	BOLT (6X12)	1	
14	17981-18K00	HOSE, RESERVOIR TANK INLET	1	
15	09352-50901-600	HOSE (5X9X600)	1	L:600->180
16	63191-25C00	CUSHION, RESERVOIR TANK	1	CUT AS REQUIRED
17	09401-08411	CLIP	2	
18	09407-18402	CLAMP (L:165)	1	
19	17662-02F11	CONNECTOR, THERMOSTAT INLET	1	
20	17663-17G00	CAP, THERMOSTAT CONNECTOR	1	
21	17670-06G60	THERMOSTAT, WATER	1	
22	01547-0616A	BOLT	2	
23	17856-44H00	HOSE, CONNECTOR TO WATER PUMP	1	
24	09401-12414	CLIP	2	
25	13650-49X00	SENSOR, WATER TEMPERATURE	1	
26	09168-12017	GASKET (12X17X1)	1	
27	09402-28513	CLAMP	4	
28	17733-03D10	SCREW	1	

FIG.189A

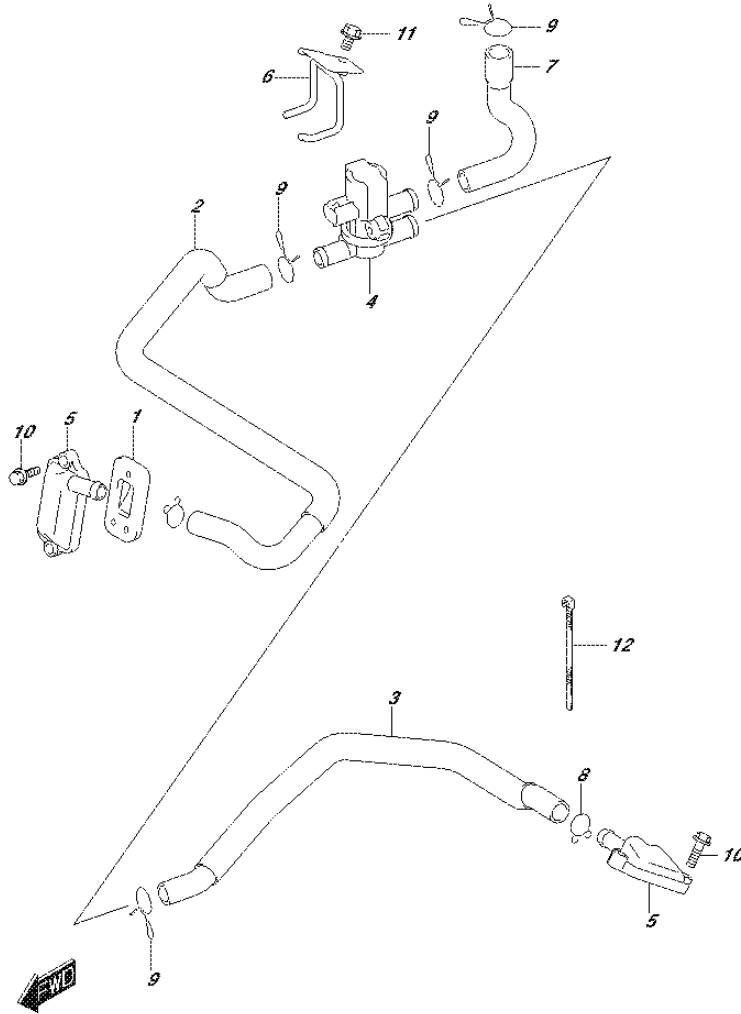
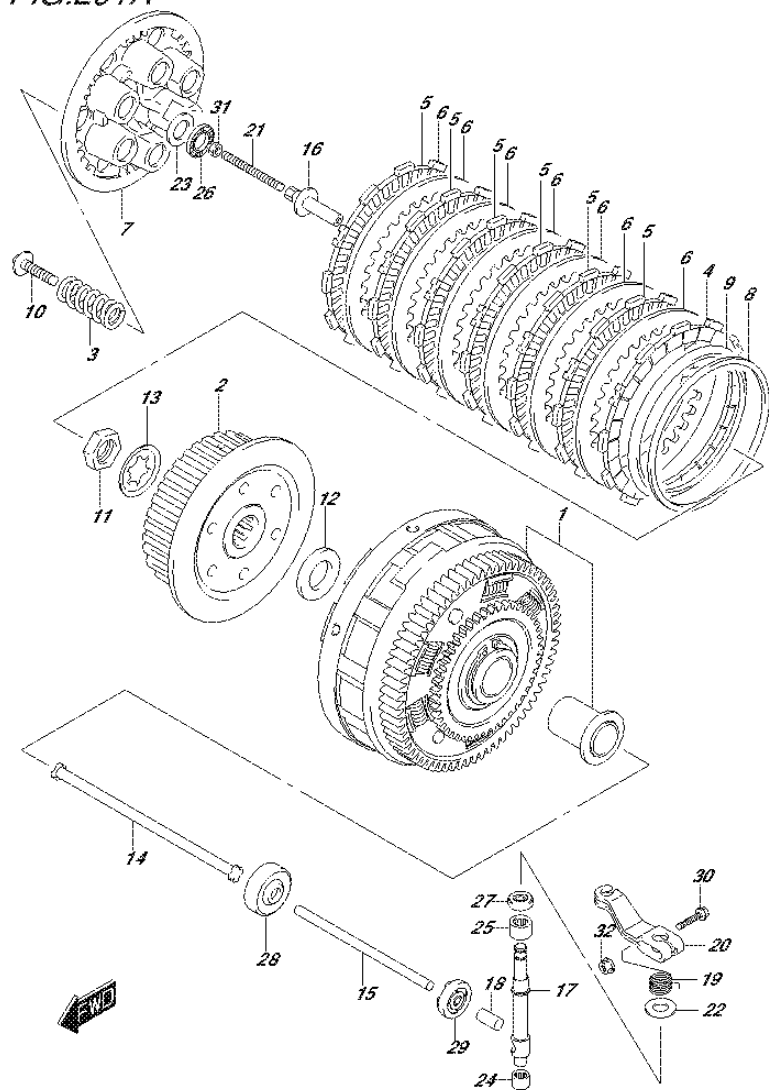


FIG.189A (1-C-8) 2ND AIR

REF NO.	PART NO.	DESCRIPTION	Q'TY	REMARKS
1	13150-28H10	VALVE ASSY, OIL REED	2	
2	18461-18K00	HOSE, 2ND AIR VALVE FRONT	1	
3	18471-18K00	HOSE, 2ND AIR VALVE REAR	1	
4	18510-29G31	VALVE ASSY, AIR CUT	1	
5	18531-06G20	COVER, 2ND AIR REED VALVE	2	
6	18610-18K00	BRACKET, 2ND AIR VALVE	1	
7	18711-18K00	HOSE, 2ND AIR CLEANER	1	
8	09401-15101	CLIP	2	
9	09401-17201	CLIP	4	
10	01547-0620A	BOLT	4	
11	01550-0610A	BOLT	1	
12	09407-14407	CLAMP (L:145)	1	

FIG.201A



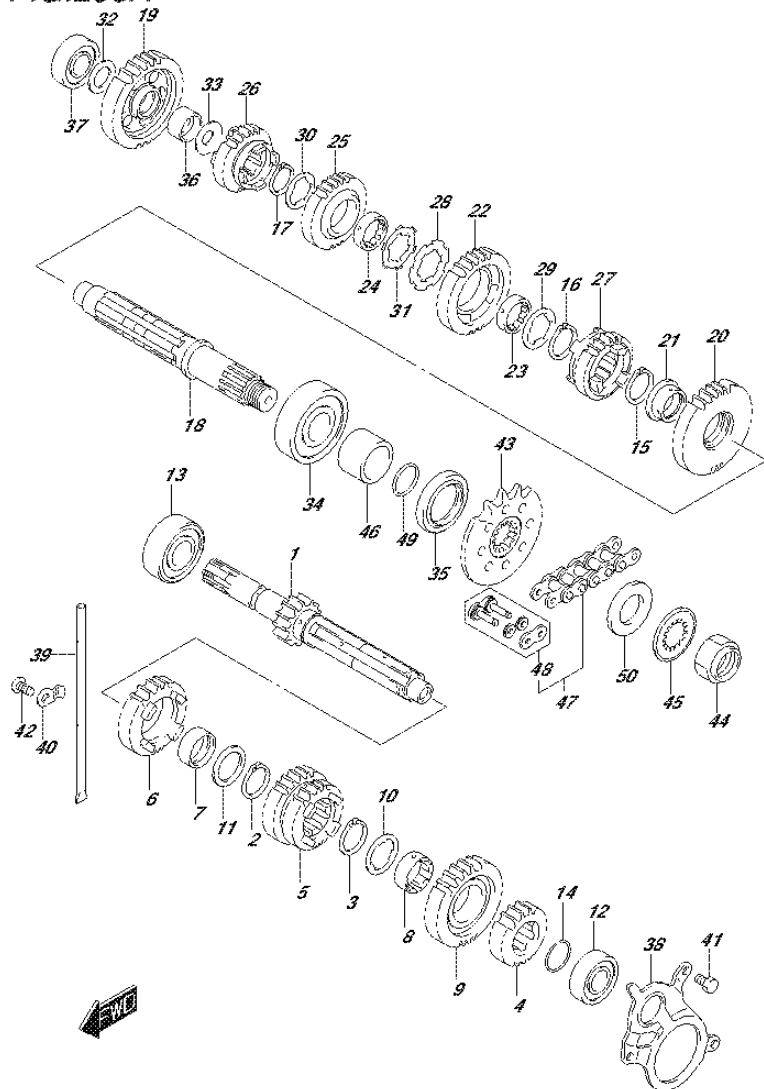
SV650AL7_E02_201A
CLUTCH

FIG.201A (1-C-9) CLUTCH

REF NO.	PART NO.	DESCRIPTION	Q'TY	REMARKS
1	21200-44860	GEAR ASSY, PRIMARY DRIVEN (NT:71)	1	
2	21411-44101	HUB, CLUTCH SLEEVE	1	
3	21413-17G01	SPRING, CLUTCH	6	
4	21442-29F10	PLATE, CLUTCH DRIVE NO.2 (T:3.0)	1	
5	21441-29F30	PLATE, CLUTCH DRIVE (T:3.0)	6	
6	21451-28C31	PLATE, CLUTCH DRIVEN (T:1.6)	6	
7	21462-14301	DISC, CLUTCH PRESSURE	1	
8	21471-17G00	SEAT, WAVE WASHER	1	
9	21472-17G00	WASHER, CLUTCH PLATE WAVE	1	
10	09116-06203	BOLT (6X30)	6	
11	09140-20001	NUT	1	
12	09160-20067	WASHER (20X36X3)	1	
13	09167-20006	LOCK WASHER	1	
14	23110-44111	ROD, CLUTCH PUSH	1	
15	23111-15501	ROD, CLUTCH PUSH, LH	1	
16	23121-44H00	PIECE, CLUTCH PUSH	1	
17	23122-44H00	CAMSHAFT, CLUTCH RELEASE	1	
18	23123-41G00	CAP, CLUTCH PUSH ROD	1	
19	23125-41G00	SPRING, CLUTCH RELEASE	1	
20	23271-44H20	ARM, CLUTCH RELEASE	1	
21	09134-06015	SCREW (6X73)	1	
22	09160-10020	WASHER (10.5X24X1)	1	
23	09160-15045	WASHER (15.5X28X1)	1	
24	09263-10014	BEARING (10X14X10)	1	
25	09263-12027	BEARING (12X18X12)	1	
26	09263-15003	BEARING (15X28X2)	1	
27	09282-10012	OIL SEAL (10X20X6)	1	
28	09283-06008	OIL SEAL (6X34X10.5)	1	
29	09285-10004	OIL SEAL (10X17X5)	1	
30	01550-0625A	BOLT	1	
31	08310-0006A	NUT	1	
32	08316-1006A	NUT	1	

SV650AL7_E02

FIG.206A



SV650AL7_E02_206A
TRANSMISSION

FIG.206A (1-C-10) TRANSMISSION

REF NO.	PART NO.	DESCRIPTION	Q'TY	REMARKS
1	24120-27G00	SHAFT, COUNTER (NT:13)	1	
2	24127-19F00	CIRCLIP, 5TH DRIVE GEAR	1	
3	24127-19F00	CIRCLIP, 6TH DRIVE GEAR	1	
4	24221-20F10	GEAR, 2ND DRIVE (NT:18)	1	
5	24231-20F10	GEAR, 3RD & 4TH DRIVE (NT:21/24)	1	
6	24251-20F02	GEAR, 5TH DRIVE (NT:26)	1	
7	24252-19F00	BUSH, 5TH DRIVE GEAR	1	
8	24252-38A10	BUSH, 6TH DRIVE GEAR	1	
9	24261-20F00	GEAR, 6TH DRIVE (NT:27)	1	
10	09167-25021	LOCK WASHER	1	
11	09181-25167	SHIM (25X34X1)	1	
12	09262-17046	BEARING (17X40X12)	1	LH
13	09262-20145	BEARING (20X52X15)	1	RH
14	09380-25012	CIRCLIP	1	
15	24127-19F00	CIRCLIP, 2ND DRIVEN GEAR	1	
16	24127-19F00	CIRCLIP, 3RD DRIVEN GEAR	1	
17	24127-19F00	CIRCLIP, 4TH DRIVEN GEAR	1	
18	24130-44H10	SHAFT, DRIVE	1	
19	24311-44H00	GEAR, 1ST DRIVEN (NT:32)	1	
20	24321-44H10	GEAR, 2ND DRIVEN (NT:32)	1	
21	24322-19F10	BUSH, 2ND DRIVEN GEAR	1	
22	24331-44H00	GEAR, 3RD DRIVEN (NT:29)	1	
23	24332-24510	BUSH, 3RD DRIVEN GEAR	1	
24	24332-24510	BUSH, 4TH DRIVEN GEAR	1	
25	24341-44H00	GEAR, 4TH DRIVEN (NT:27)	1	
26	24351-44H10	GEAR, 5TH DRIVEN (NT:25)	1	
27	24361-44H00	GEAR, 6TH DRIVEN (NT:23)	1	
28	09167-25013	LOCK WASHER	1	
29	09167-25021	LOCK WASHER	1	
30	09167-25021	LOCK WASHER	1	
31	09169-25001	WASHER	1	
32	09181-17195	SHIM (17X28X1)	1	
33	09181-20195	SHIM (20X30X1)	1	

SV650AL7_E02

FIG.206A

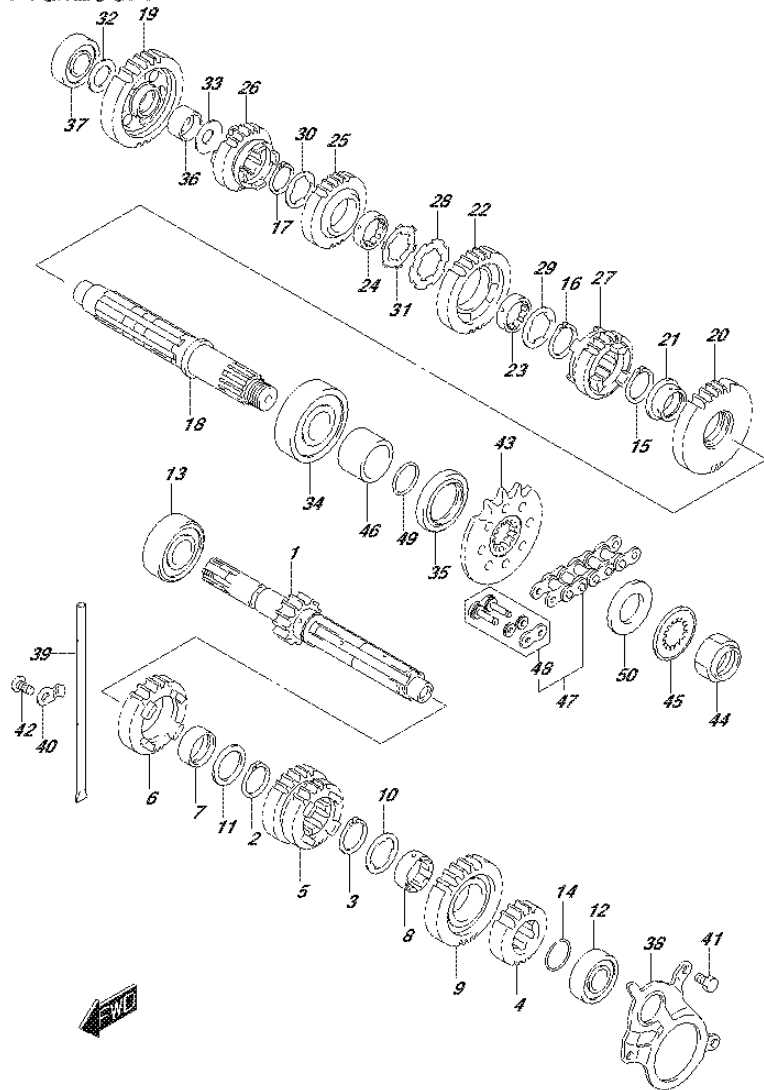


FIG.206A (1-C-11) TRANSMISSION

REF NO.	PART NO.	DESCRIPTION	Q'TY	REMARKS
34	09262-25125	BEARING (25X62X17)	1	LH
35	09283-36011	OIL SEAL (36X50X6)	1	
36	09300-20032	BUSH (20X24X13)	1	
37	09262-17023	BEARING (17X40X12)	1	RH
38	24751-19F10	RETAINER, DRIVE SHAFT OIL SEAL	1	
39	24881-12C30	GUIDE, T/M OIL	1	
40	24885-12C10	RETAINER, T/M OIL	1	
41	01500-0612A	BOLT	3	
42	02112-0612A	SCREW	1	
43	27511-12C00	SPROCKET, ENGINE (NT:15)	1	
44	09159-20004	NUT	1	
45	09167-25028	LOCK WASHER	1	
46	27531-19F10	SPACER, ENGINE SPROCKET	1	
47	27600-44H10-112	CHAIN ASSY, DRIVE (DID 520V0)	1	
48	27620-44H10	JOINT SET, CHAIN	1	
49	09280-24010	O RING (D:2.4,ID:23.7)	1	
50	08211-25442	WASHER	1	

FIG.212A

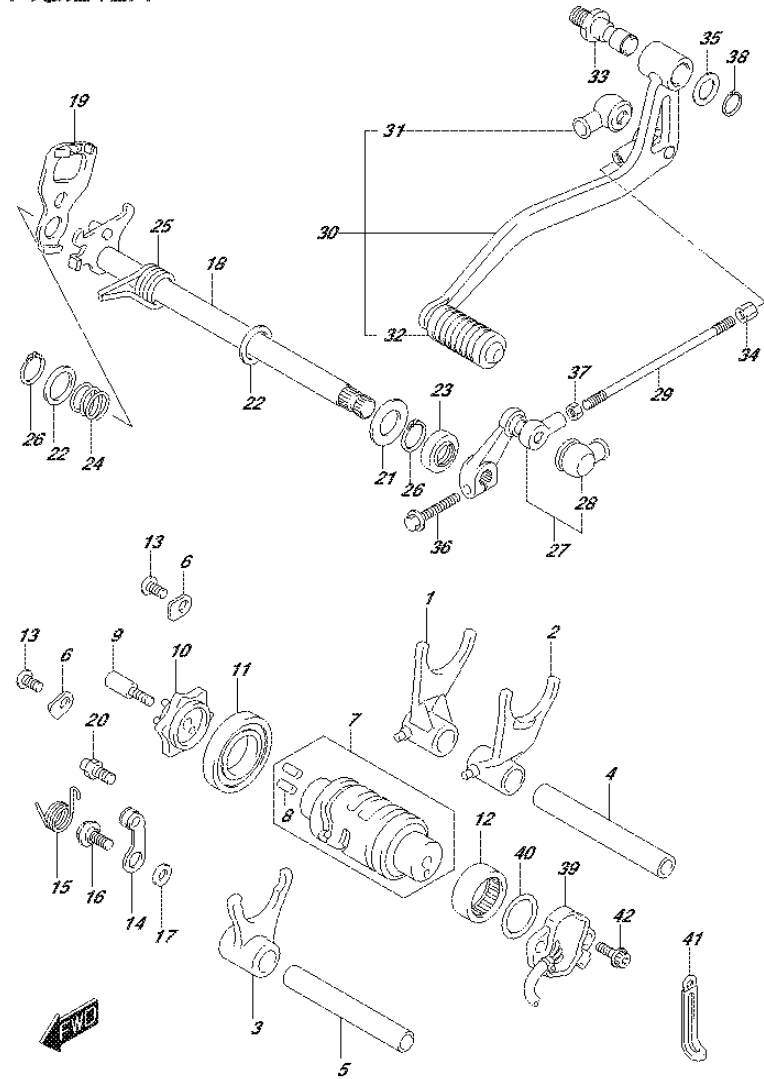
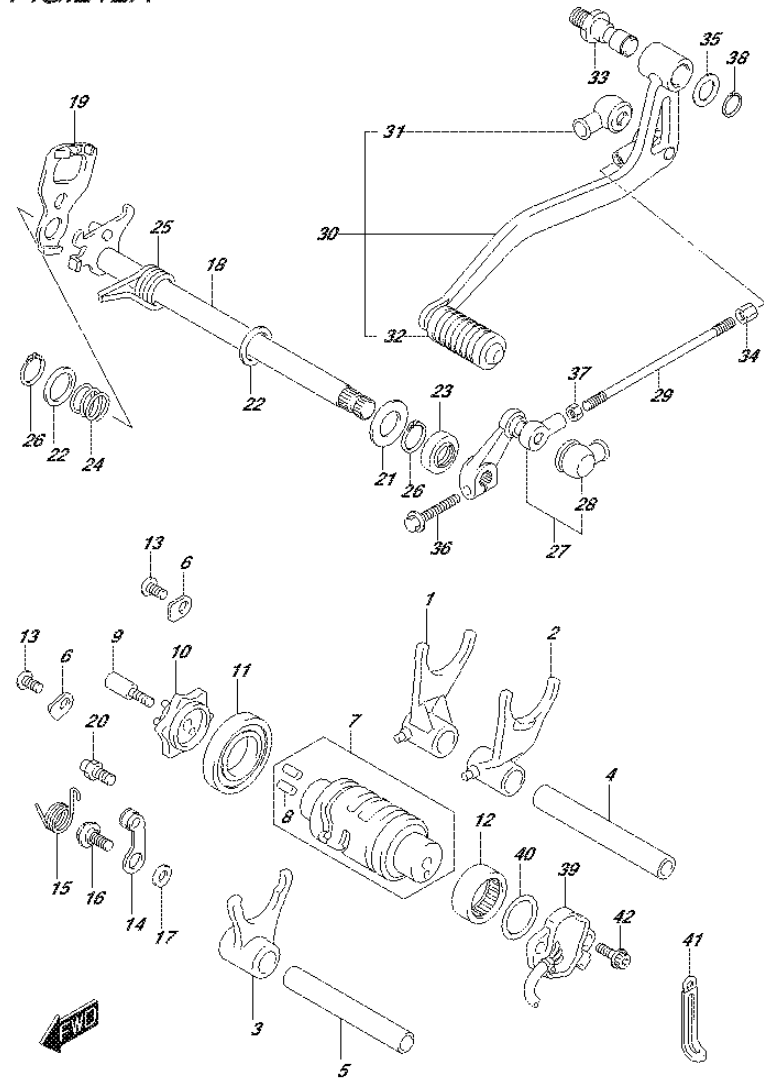


FIG.212A (1-C-12) GEAR SHIFTING

REF NO.	PART NO.	DESCRIPTION	Q'TY	REMARKS
1	25211-42E20	FORK, GEAR SHIFT NO.1	1	
2	25221-42E20	FORK, GEAR SHIFT NO.2	1	
3	25231-42E20	FORK, GEAR SHIFT NO.3	1	
4	25411-26D01	SHAFT, GEAR SHIFT FORK	1	
5	25411-44B00	SHAFT, GEAR SHIFT FORK	1	
6	24741-21A00	RETAINER, SHIFT CAM BEARING	2	
7	25310-19F00	CAM, GEAR SHIFT	1	
8	04221-04089	.KNOCK PIN	2	
9	25312-42F01	STOPPER, GEAR SHIFT CAM	1	
10	25381-19F20	PLATE, GEAR SHIFT CAM	1	
11	09262-25006	BEARING (25X47X8)	1	
12	09263-25018	BEARING (25X32X12)	1	
13	02112-0612A	SCREW	2	
14	25350-35F00	STOPPER, SHIFT CAM	1	
15	25355-35F01	SPRING	1	
16	09111-06041	BOLT (6X14.3)	1	
17	08211-06141	WASHER	1	
18	25510-19F10	SHAFT, GEAR SHIFT	1	
19	25512-06G10	PLATE, GEAR SHIFT CAM DRIVE	1	
20	25671-01011	STOPPER, GEAR SHIFT ARM	1	
21	09160-14016	WASHER (14X29X0.8)	1	
22	09181-14167	SHIM (14X22X1)	2	
23	09283-14006	OIL SEAL (14X22X6)	1	
24	09440-17009	SPRING	1	
25	09444-20001	SPRING	1	
26	08331-3114A	CIRCLIP	3	
27	25520-22A10	ARM, GEAR SHIFT LINK	1	
28	25526-47000	.COVER, DUST	1	
29	25525-44H00	ROD, GEAR SHIFT LINK	1	
30	25600-44H00	LEVER ASSY, GEAR SHIFT	1	
31	25526-47000	.COVER, DUST	1	
32	25652-20C00	.RUBBER, GEAR SHIFT PEDAL	1	
33	25617-03F10	SHAFT, GEAR SHIFT LEVER	1	
34	09140-06025	NUT	1	

FIG.212A

FIG.212A (1-C-13) GEAR SHIFTING



REF NO.	PART NO.	DESCRIPTION	Q'TY	REMARKS
35	09160-12011	WASHER (12.5X20X1)	1	
36	01547-0620A	BOLT	1	
37	08310-0006A	NUT	1	
38	08331-3112A	CIRCLIP	1	
39	37730-44H01	SENSOR ASSY, GEAR POSITION	1	
40	09280-26005	O RING (D:2.4, ID:26.2)	1	
41	09404-08418	CLAMP (L:65)	1	
42	09106-05023	BOLT (5X16)	2	

FIG.301A

FIG.301A (1-C-14) STARTING MOTOR

REF NO.	PART NO.	DESCRIPTION	Q'TY	REMARKS
1	31100-19F10	MOTOR ASSY, STARTING	1	
2	31132-18H00	.BRUSH HOLDER SET	1	
3	31143-49040	.O RING	1	
4	31156-98E00	.O RING	1	
5	31264-38F10	.SQUARE RING	2	
6	31280-19F10	.SET BOLT	2	
7	01547-0625A	BOLT	2	
8	08361-3506A	NUT	1	

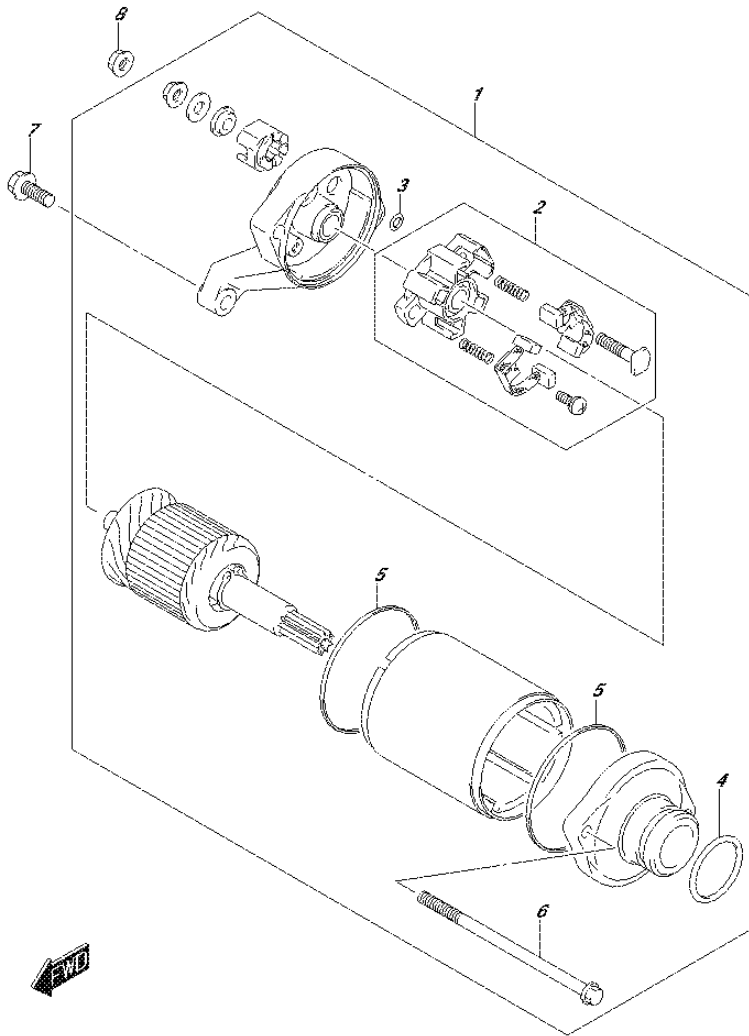


FIG.303A

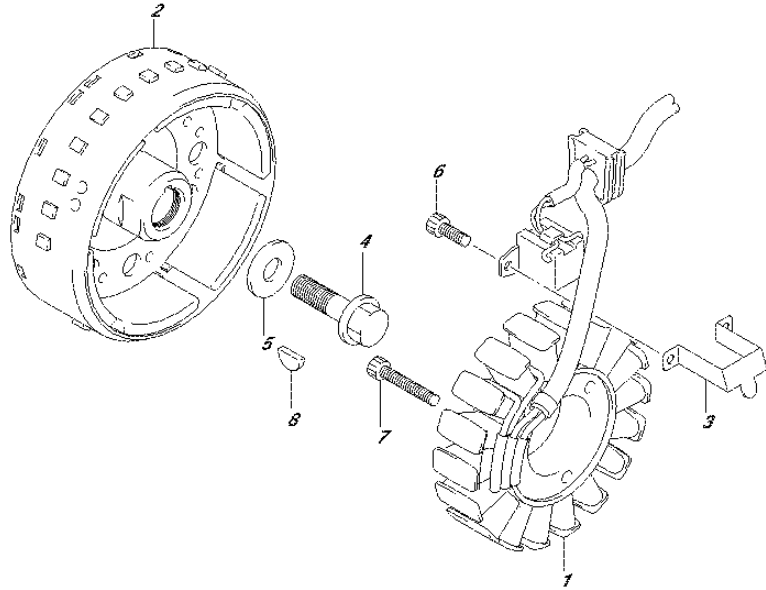


FIG.303A (1-C-15) MAGNETO

REF NO.	PART NO.	DESCRIPTION	Q'TY	REMARKS
1	32101-17G22	STATOR ASSY	1	
2	32102-17G01	ROTOR ASSY	1	
3	32371-19F10	CLAMP, MAGNETO LEAD	1	
4	09103-12004	BOLT (12X40)	1	
5	09160-12036	WASHER (12X30X3)	1	
6	07130-0512A	BOLT	2	
7	07130-0630A	BOLT	3	
8	09420-04008	KEY	1	



FIG.310A

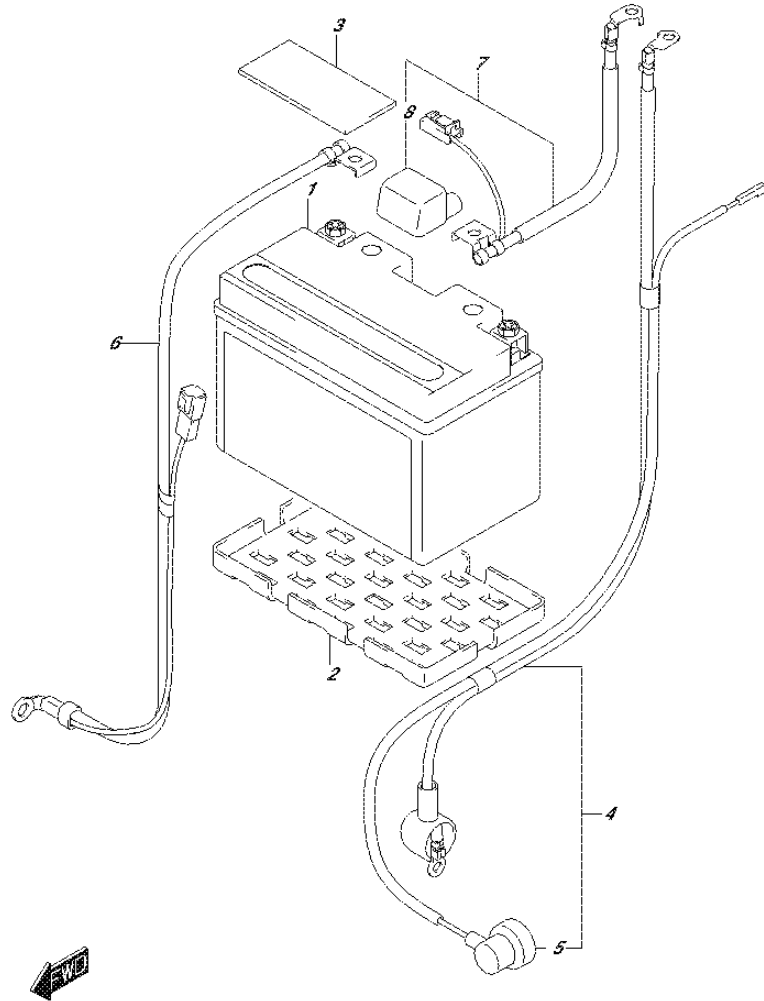


FIG.310A (1-D-2) BATTERY

REF NO.	PART NO.	DESCRIPTION	Q'TY	REMARKS
1	33610-14G40	BATTERY ASSY (FT12A-BS, 12V10AH)	1	
2	33652-16G00	PROTECTOR, BATTERY	1	
3	33652-28C00	PROTECTOR, BATTERY	1	
4	33810-18K00	WIRE, STARTER MOTOR LEAD	1	
5	36618-31J00	.CAP, OIL PRESSURE SWITCH	1	
6	33860-18K00	WIRE, BATTERY MINUS LEAD	1	
7	33820-18K10	WIRE, BATTERY PLUS LEAD	1	
8	33624-16G00	.CAP, BATTERY PLUS	1	

FIG.312A

FIG.312A (1-D-3) ELECTRICAL (SV650AL7 E02)

REF NO.	PART NO.	DESCRIPTION	Q'TY	REMARKS
1	31800-06G00	RELAY ASSY, STARTING MOTOR	1	
2	31861-47E00	.COVER	1	
3	09481-30101	.FUSE (30A)	2	
4	09128-06013	SCREW (6X8)	2	
5	32800-47H00	RECTIFIER ASSY	1	
6	09404-06429	CLAMP (L:45)	1	
7	02162-0616A	SCREW	2	
8	33410-44H01	COIL ASSY, IGNITION FRONT	1	
9	33414-44H01	BRACKET, IGNITION COIL REAR	1	
10	33420-44H01	COIL ASSY, IGNITION REAR	1	
11	09116-06182	BOLT (6X20)	3	
12	09180-06195	SPACER (6.4X10X18)	4	
13	09180-06263	SPACER (6.5X9X9)	1	
14	09180-06331	SPACER (6.2X8.4X10.9)	2	
15	09320-08501	CUSHION	2	
16	09320-09016	CUSHION	1	
17	09404-06433	CLAMP (L:80)	1	
18	09407-18402	CLAMP (L:165)	1	
19	01547-0640A	BOLT	4	
20	08316-1006A	NUT	4	
21	33510-17G00	CAP ASSY, SPARK PLUG (CENTER)	2	
22	33510-17G00	CAP ASSY, SPARK PLUG (SIDE)	1	
23	33510-20E00	CAP ASSY, SPARK PLUG (SIDE)	1	
24	33541-23E10	SEAL, SPARK PLUG CAP (CENTER)	2	
25	33541-23E10	SEAL, SPARK PLUG CAP (SIDE)	1	
26	33541-47D00	SEAL, SPARK PLUG CAP (SIDE)	1	
27	33542-17G01	SEAL, HIGH TENSION CORD CENTER	2	
28	33542-38B00	SEAL, HIGH TENSION CORD (SIDE)	2	
29	32920-18K00	CONTROL UNIT, FI	1	
30	33960-06G10	SENSOR ASSY, FUEL CUT	1	

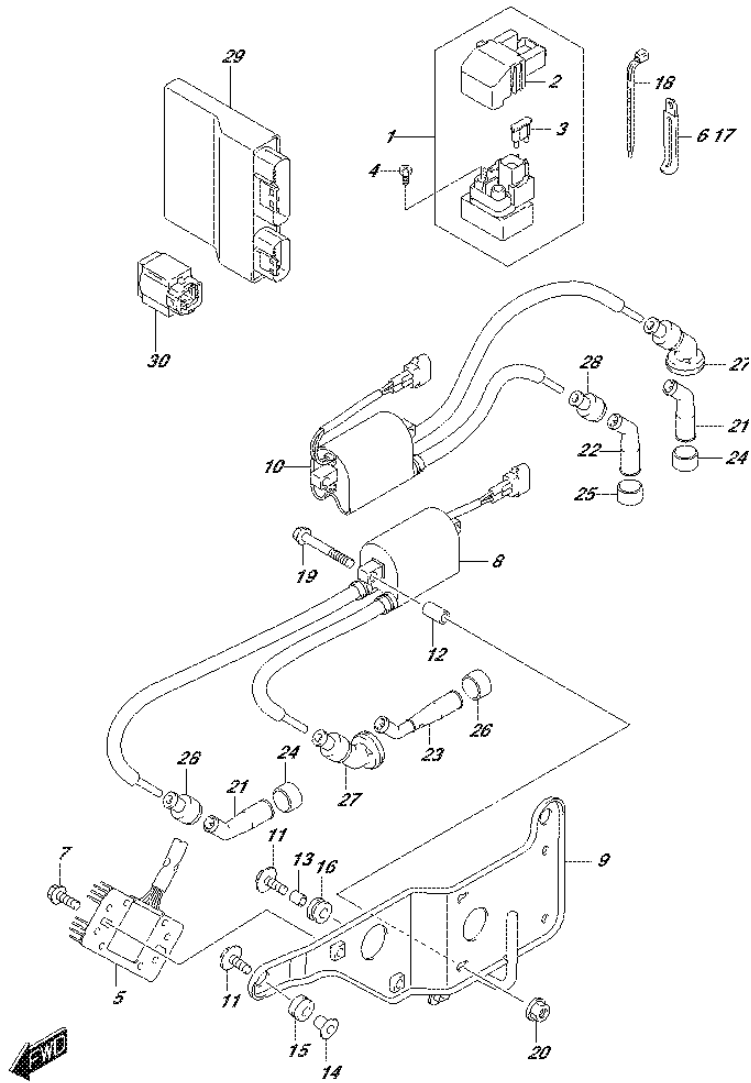
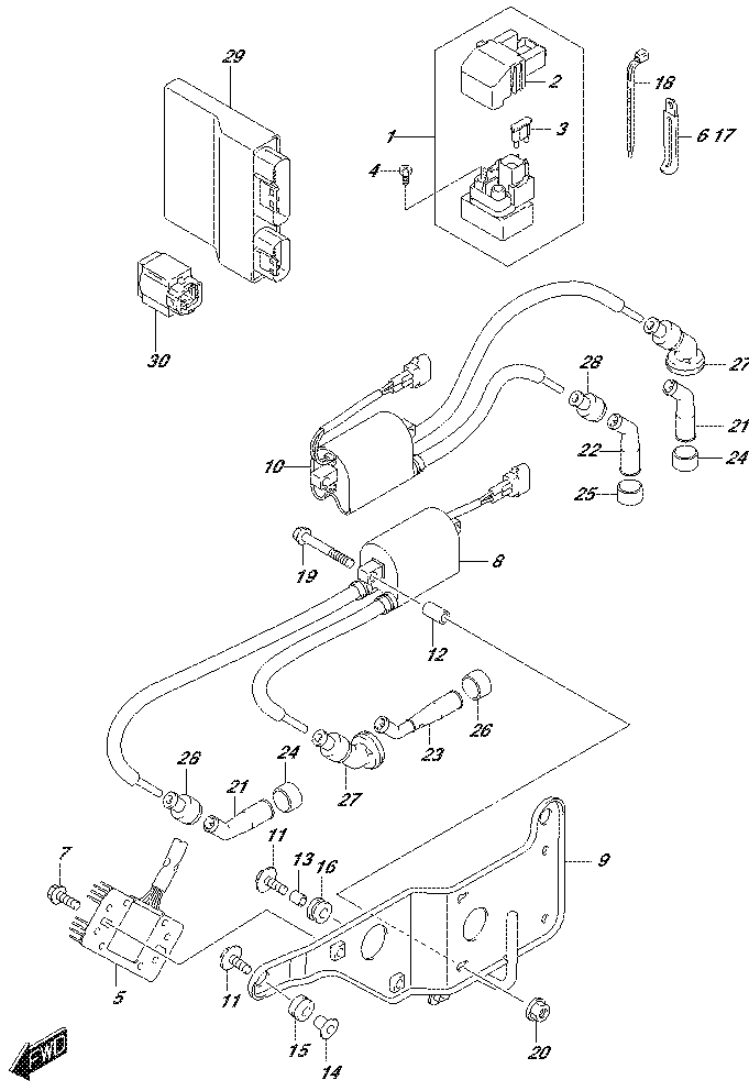


FIG.312B

FIG.312B (1-D-4) ELECTRICAL (SV650AL7 E19)



REF NO.	PART NO.	DESCRIPTION	Q'TY	REMARKS
1	31800-06G00	RELAY ASSY, STARTING MOTOR	1	
2	31861-47E00	.COVER	1	
3	09481-30101	.FUSE (30A)	2	
4	09128-06013	SCREW (6X8)	2	
5	32800-47H00	RECTIFIER ASSY	1	
6	09404-06429	CLAMP (L:45)	1	
7	02162-0616A	SCREW	2	
8	33410-44H01	COIL ASSY, IGNITION FRONT	1	
9	33414-44H01	BRACKET, IGNITION COIL REAR	1	
10	33420-44H01	COIL ASSY, IGNITION REAR	1	
11	09116-06182	BOLT (6X20)	3	
12	09180-06195	SPACER (6.4X10X18)	4	
13	09180-06263	SPACER (6.5X9X9)	1	
14	09180-06331	SPACER (6.2X8.4X10.9)	2	
15	09320-08501	CUSHION	2	
16	09320-09016	CUSHION	1	
17	09404-06433	CLAMP (L:80)	1	
18	09407-18402	CLAMP (L:165)	1	
19	01547-0640A	BOLT	4	
20	08316-1006A	NUT	4	
21	33510-17G00	CAP ASSY, SPARK PLUG (CENTER)	2	
22	33510-17G00	CAP ASSY, SPARK PLUG (SIDE)	1	
23	33510-20E00	CAP ASSY, SPARK PLUG (SIDE)	1	
24	33541-23E10	SEAL, SPARK PLUG CAP (CENTER)	2	
25	33541-23E10	SEAL, SPARK PLUG CAP (SIDE)	1	
26	33541-47D00	SEAL, SPARK PLUG CAP (SIDE)	1	
27	33542-17G01	SEAL, HIGH TENSION CORD CENTER	2	
28	33542-38B00	SEAL, HIGH TENSION CORD (SIDE)	2	
29	32920-18K00	CONTROL UNIT, FI	1	
30	33960-06G10	SENSOR ASSY, FUEL CUT	1	

FIG.312C

FIG.312C (1-D-5) ELECTRICAL (SV650UAL7 E02)

REF NO.	PART NO.	DESCRIPTION	Q'TY	REMARKS
1	31800-06G00	RELAY ASSY, STARTING MOTOR	1	
2	31861-47E00	.COVER	1	
3	09481-30101	.FUSE (30A)	2	
4	09128-06013	SCREW (6X8)	2	
5	32800-47H00	RECTIFIER ASSY	1	
6	09404-06429	CLAMP (L:45)	1	
7	02162-0616A	SCREW	2	
8	33410-44H01	COIL ASSY, IGNITION FRONT	1	
9	33414-44H01	BRACKET, IGNITION COIL REAR	1	
10	33420-44H01	COIL ASSY, IGNITION REAR	1	
11	09116-06182	BOLT (6X20)	3	
12	09180-06195	SPACER (6.4X10X18)	4	
13	09180-06263	SPACER (6.5X9X9)	1	
14	09180-06331	SPACER (6.2X8.4X10.9)	2	
15	09320-08501	CUSHION	2	
16	09320-09016	CUSHION	1	
17	09404-06433	CLAMP (L:80)	1	
18	09407-18402	CLAMP (L:165)	1	
19	01547-0640A	BOLT	4	
20	08316-1006A	NUT	4	
21	33510-17G00	CAP ASSY, SPARK PLUG (CENTER)	2	
22	33510-17G00	CAP ASSY, SPARK PLUG (SIDE)	1	
23	33510-20E00	CAP ASSY, SPARK PLUG (SIDE)	1	
24	33541-23E10	SEAL, SPARK PLUG CAP (CENTER)	2	
25	33541-23E10	SEAL, SPARK PLUG CAP (SIDE)	1	
26	33541-47D00	SEAL, SPARK PLUG CAP (SIDE)	1	
27	33542-17G01	SEAL, HIGH TENSION CORD CENTER	2	
28	33542-38B00	SEAL, HIGH TENSION CORD (SIDE)	2	
29	32920-18K90	CONTROL UNIT, FI	1	
30	33960-06G10	SENSOR ASSY, FUEL CUT	1	

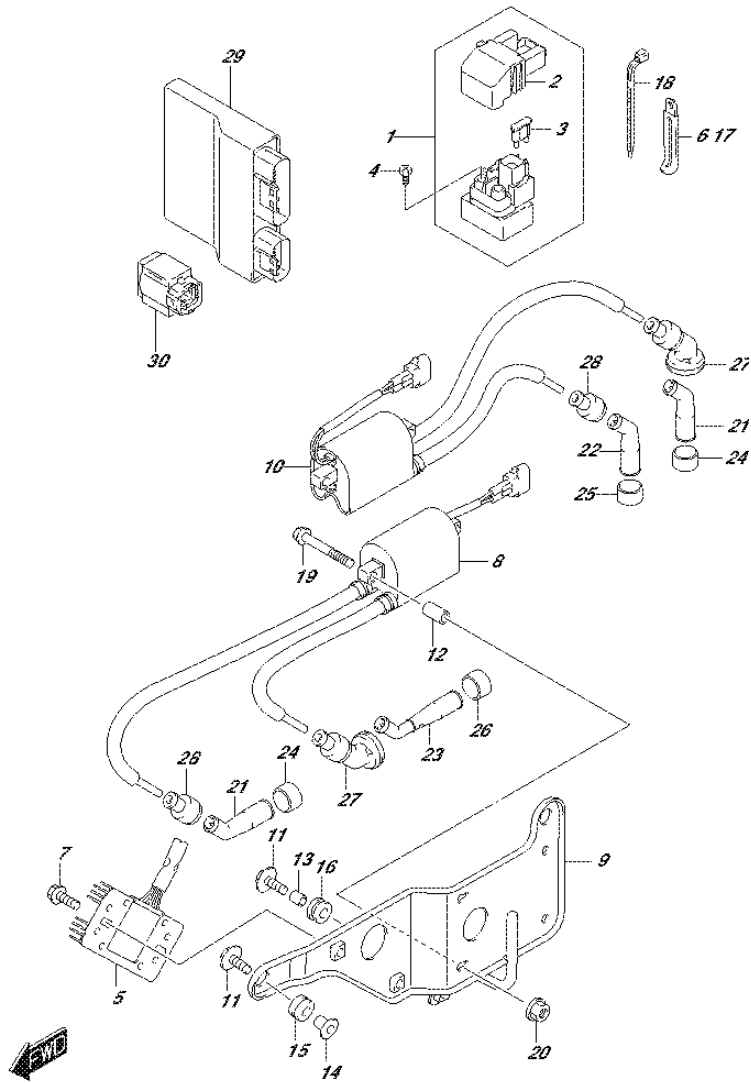


FIG.312D

FIG.312D (1-D-6) ELECTRICAL (SV650UAL7 E19)

REF NO.	PART NO.	DESCRIPTION	Q'TY	REMARKS
1	31800-06G00	RELAY ASSY, STARTING MOTOR	1	
2	31861-47E00	.COVER	1	
3	09481-30101	.FUSE (30A)	2	
4	09128-06013	SCREW (6X8)	2	
5	32800-47H00	RECTIFIER ASSY	1	
6	09404-06429	CLAMP (L:45)	1	
7	02162-0616A	SCREW	2	
8	33410-44H01	COIL ASSY, IGNITION FRONT	1	
9	33414-44H01	BRACKET, IGNITION COIL REAR	1	
10	33420-44H01	COIL ASSY, IGNITION REAR	1	
11	09116-06182	BOLT (6X20)	3	
12	09180-06195	SPACER (6.4X10X18)	4	
13	09180-06263	SPACER (6.5X9X9)	1	
14	09180-06331	SPACER (6.2X8.4X10.9)	2	
15	09320-08501	CUSHION	2	
16	09320-09016	CUSHION	1	
17	09404-06433	CLAMP (L:80)	1	
18	09407-18402	CLAMP (L:165)	1	
19	01547-0640A	BOLT	4	
20	08316-1006A	NUT	4	
21	33510-17G00	CAP ASSY, SPARK PLUG (CENTER)	2	
22	33510-17G00	CAP ASSY, SPARK PLUG (SIDE)	1	
23	33510-20E00	CAP ASSY, SPARK PLUG (SIDE)	1	
24	33541-23E10	SEAL, SPARK PLUG CAP (CENTER)	2	
25	33541-23E10	SEAL, SPARK PLUG CAP (SIDE)	1	
26	33541-47D00	SEAL, SPARK PLUG CAP (SIDE)	1	
27	33542-17G01	SEAL, HIGH TENSION CORD CENTER	2	
28	33542-38B00	SEAL, HIGH TENSION CORD (SIDE)	2	
29	32920-18K90	CONTROL UNIT, FI	1	
30	33960-06G10	SENSOR ASSY, FUEL CUT	1	

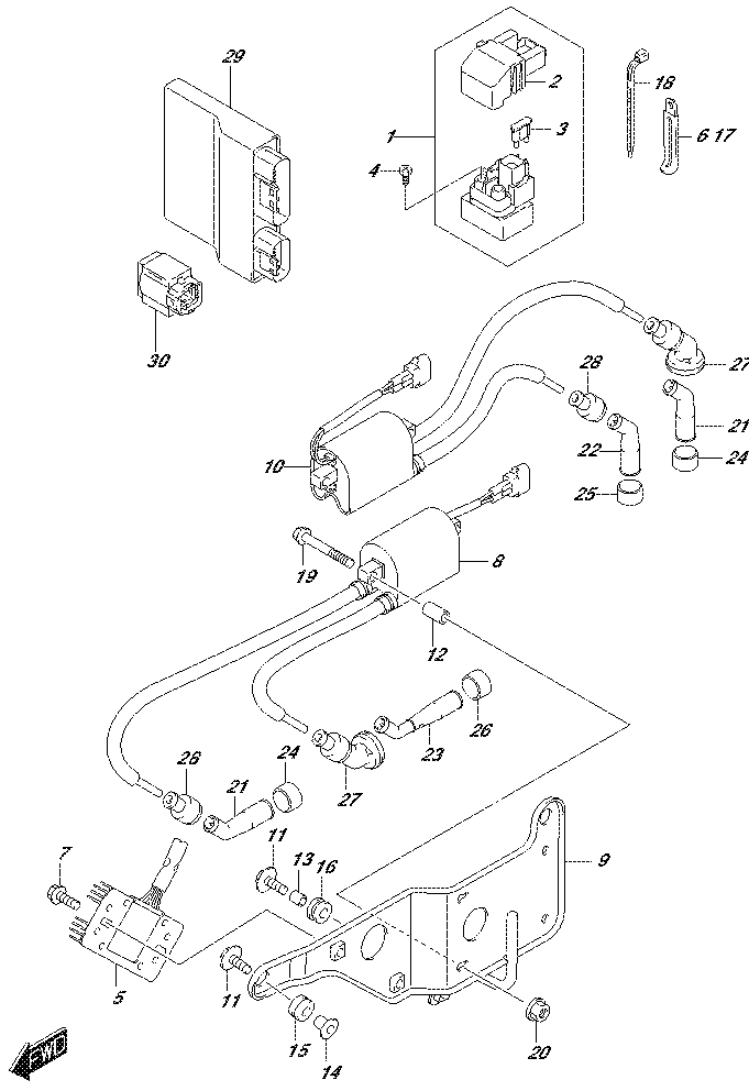


FIG.330A

FIG.330A (1-D-7) SPEEDOMETER

REF NO.	PART NO.	DESCRIPTION	Q'TY	REMARKS
1	34120-18K00	SPEEDOMETER	1	
2	34150-04K00	UPPER CASE ASSY	1	
3	34124-04K00	.RUBBER, SWITCH RH	1	
4	34124-04K10	.RUBBER, SWITCH LH	1	
5	34111-04K00	LOWER CASE ASSY	1	
6	34183-10C00	SCREW	8	
7	09148-05052	NUT	2	
8	34189-08J00	CUSHION, SPEEDOMETER	3	
9	09160-04026	WASHER (4.5X16X1.2)	1	
10	03541-0416A	SCREW	1	

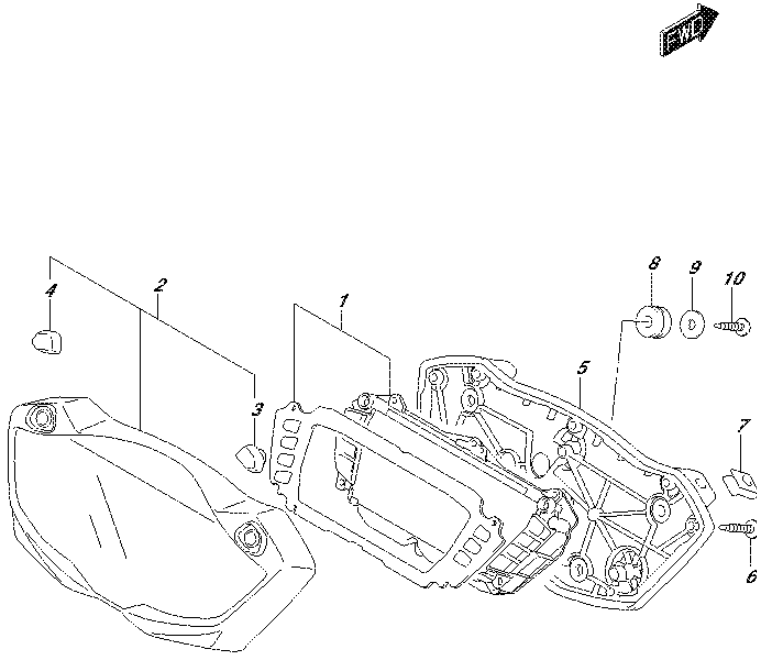


FIG.333A

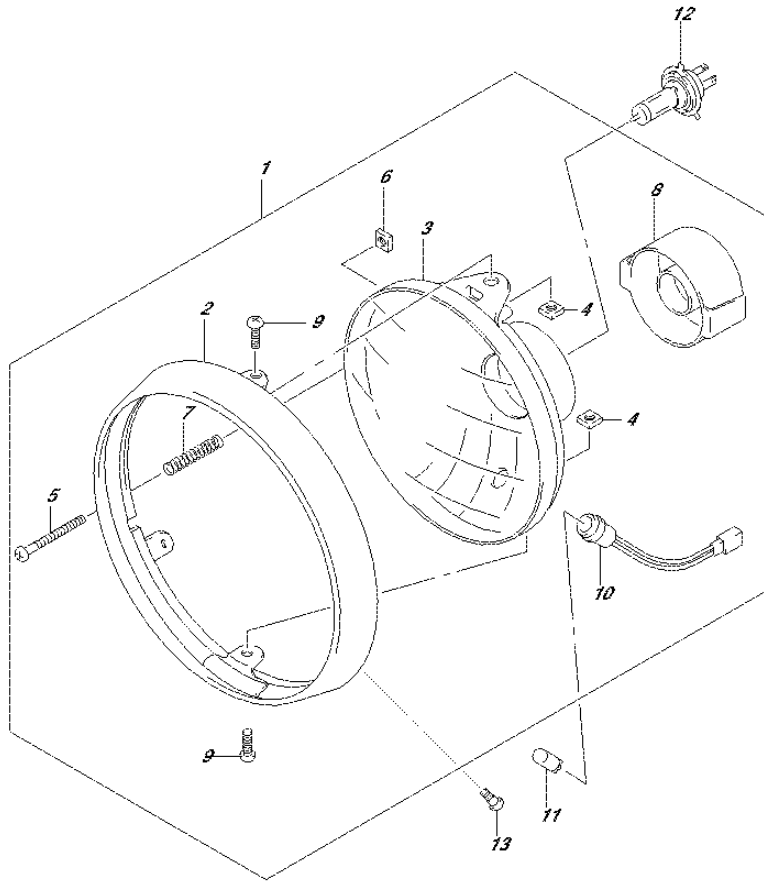


FIG.333A (1-D-8) HEADLAMP (SV650AL7 E02)

REF NO.	PART NO.	DESCRIPTION	Q'TY	REMARKS
1	35100-19F60-999	HEADLAMP ASSY	1	
2	35111-19F00	.RIM	1	
3	35121-19F60	.LAMP UNIT	1	
4	35135-45900	.NUT	2	
5	35151-19F00	.SCREW, ADJUSTING	1	
6	35152-45600	.NUT	1	
7	35154-13F00	.SPRING	1	
8	35174-19F00	.COVER, SOCKET	1	
9	35181-19F00	.SCREW (5X16)	2	
10	36118-19F00	.CORD, POSITION	1	
11	09471-12216	BULB (12V5W)	1	
12	09471-12185	BULB (12V.60/55W)	1	
13	09139-05038	SCREW (5X15.3)	2	



FIG.333B

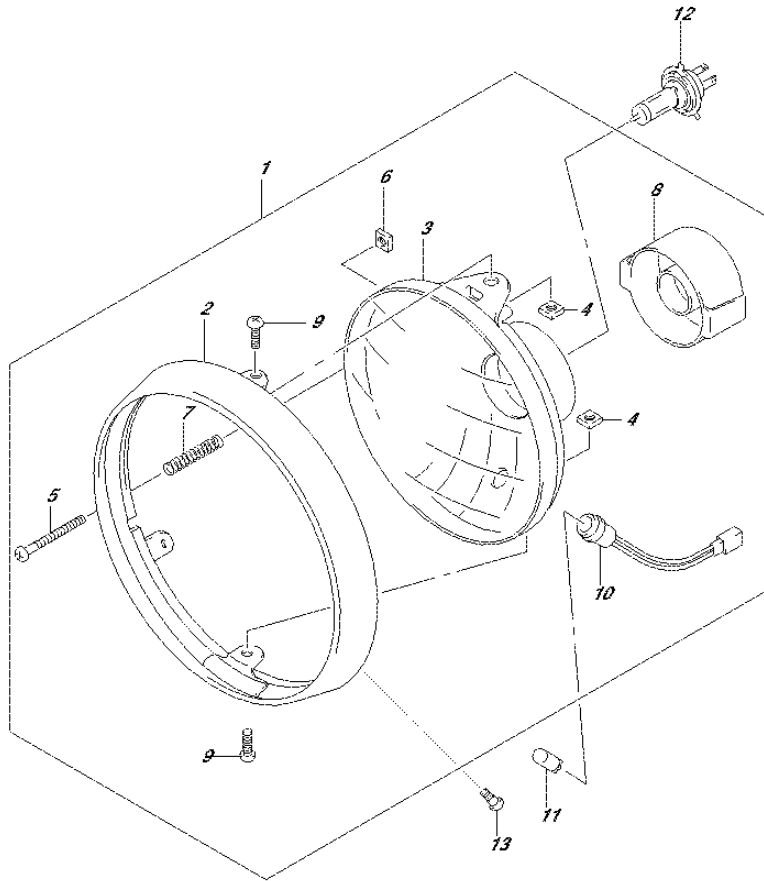


FIG.333B (1-D-9) HEADLAMP (SV650AL7 E19)

REF NO.	PART NO.	DESCRIPTION	Q'TY	REMARKS
1	35100-19F50-999	HEADLAMP ASSY	1	
2	35111-19F00	.RIM	1	
3	35121-19F50	.LAMP UNIT	1	
4	35135-45900	.NUT	2	
5	35151-19F00	.SCREW, ADJUSTING	1	
6	35152-45600	.NUT	1	
7	35154-13F00	.SPRING	1	
8	35174-19F00	.COVER, SOCKET	1	
9	35181-19F00	.SCREW (5X16)	2	
10	36118-19F00	.CORD, POSITION	1	
11	09471-12216	BULB (12V5W)	1	
12	09471-12185	BULB (12V,60/55W)	1	
13	09139-05038	SCREW (5X15.3)	2	



FIG.333C

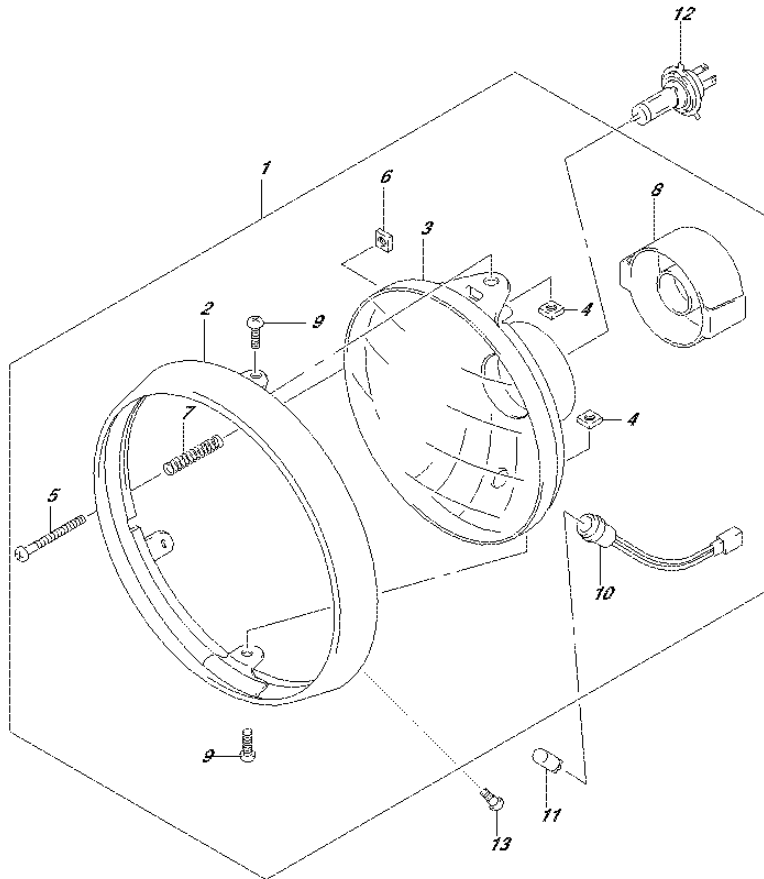


FIG.333C (1-D-10) HEADLAMP (SV650UAL7 E02)

REF NO.	PART NO.	DESCRIPTION	Q'TY	REMARKS
1	35100-19F60-999	HEADLAMP ASSY	1	
2	35111-19F00	.RIM	1	
3	35121-19F60	.LAMP UNIT	1	
4	35135-45900	.NUT	2	
5	35151-19F00	.SCREW, ADJUSTING	1	
6	35152-45600	.NUT	1	
7	35154-13F00	.SPRING	1	
8	35174-19F00	.COVER, SOCKET	1	
9	35181-19F00	.SCREW (5X16)	2	
10	36118-19F00	.CORD, POSITION	1	
11	09471-12216	BULB (12V5W)	1	
12	09471-12185	BULB (12V.60/55W)	1	
13	09139-05038	SCREW (5X15.3)	2	

FIG.333D

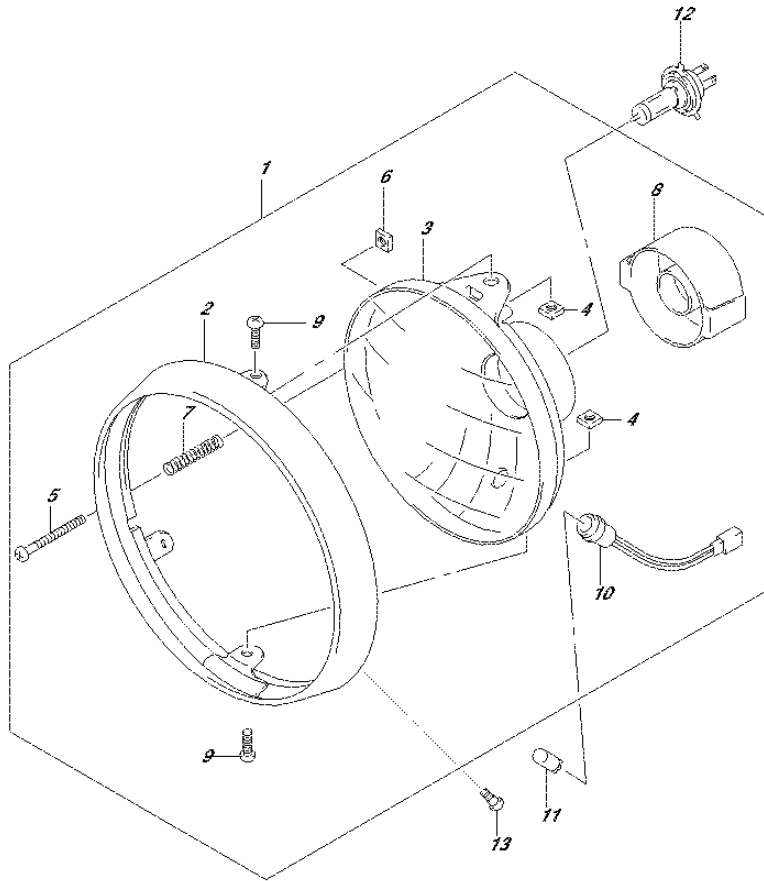
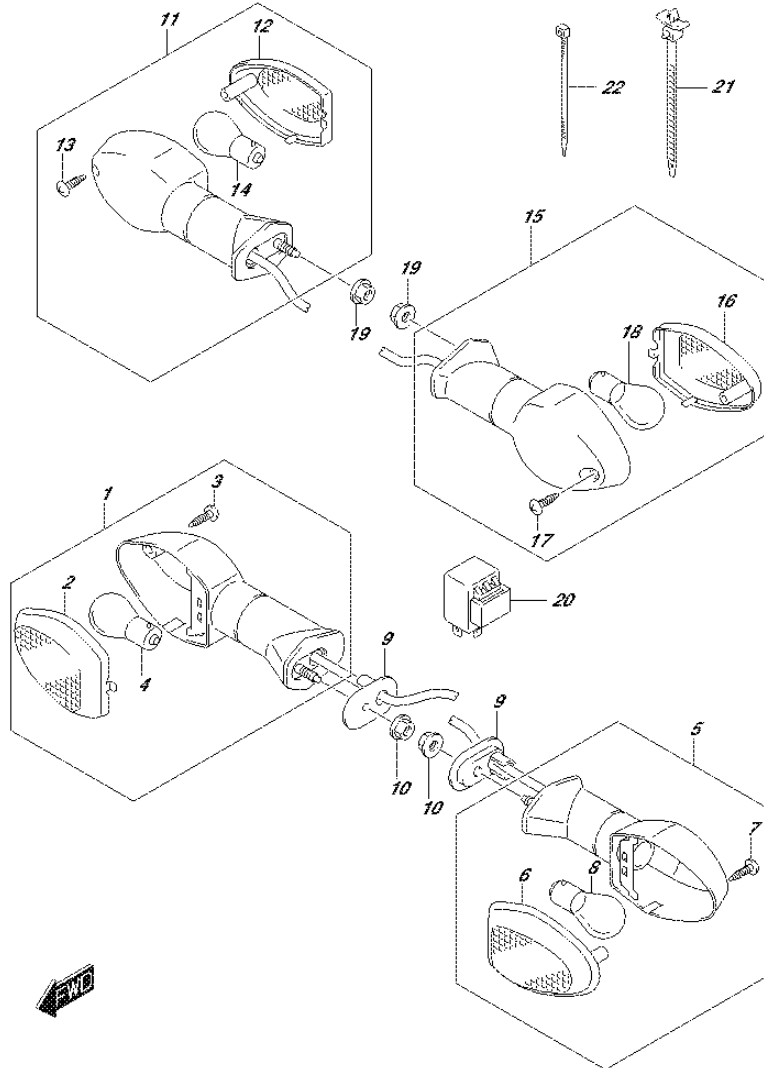


FIG.333D (1-D-11) HEADLAMP (SV650UAL7 E19)

REF NO.	PART NO.	DESCRIPTION	Q'TY	REMARKS
1	35100-19F50-999	HEADLAMP ASSY	1	
2	35111-19F00	.RIM	1	
3	35121-19F50	.LAMP UNIT	1	
4	35135-45900	.NUT	2	
5	35151-19F00	.SCREW, ADJUSTING	1	
6	35152-45600	.NUT	1	
7	35154-13F00	.SPRING	1	
8	35174-19F00	.COVER, SOCKET	1	
9	35181-19F00	.SCREW (5X16)	2	
10	36118-19F00	.CORD, POSITION	1	
11	09471-12216	BULB (12V5W)	1	
12	09471-12185	BULB (12V.60/55W)	1	
13	09139-05038	SCREW (5X15.3)	2	

FIG.334A



SV650AL7_E02_334A
 TURN SIGNAL LAMP

FIG.334A (1-D-12) TURN SIGNAL LAMP

REF NO.	PART NO.	DESCRIPTION	Q'TY	REMARKS
1	35601-08JB0	LAMP ASSY, FRONT TURN SIGNAL RH	1	
2	35612-08JA0	.LENS, RH	1	
3	03211-0414B	.SCREW	1	
4	09471-12186	.BULB (12V,21W)	1	
5	35602-08JB0	LAMP ASSY, FRONT TURN SIGNAL LH	1	
6	35632-08JA0	.LENS, LH	1	
7	03211-0414B	.SCREW	1	
8	09471-12186	.BULB (12V,21W)	1	
9	35629-31F40	PLATE, FRONT TURN SIGNAL	2	
10	08316-1005A	NUT	2	
11	35603-08JB0	LAMP ASSY, REAR TURN SIGNAL RH	1	
12	35632-08JA0	.LENS, RH	1	
13	03211-0414B	.SCREW	1	
14	09471-12186	.BULB (12V,21W)	1	
15	35604-08JB0	LAMP ASSY, REAR TURN SIGNAL LH	1	
16	35612-08JA0	.LENS, LH	1	
17	03211-0414B	.SCREW	1	
18	09471-12186	.BULB (12V,21W)	1	
19	08316-1005A	NUT	2	
20	38610-06F00	RELAY ASSY, TURN SIGNAL LAMP	1	
21	09407-14403	CLAMP (L:125)	1	
22	09407-18402	CLAMP (L:165)	1	

SV650AL7_E02

FIG.339A

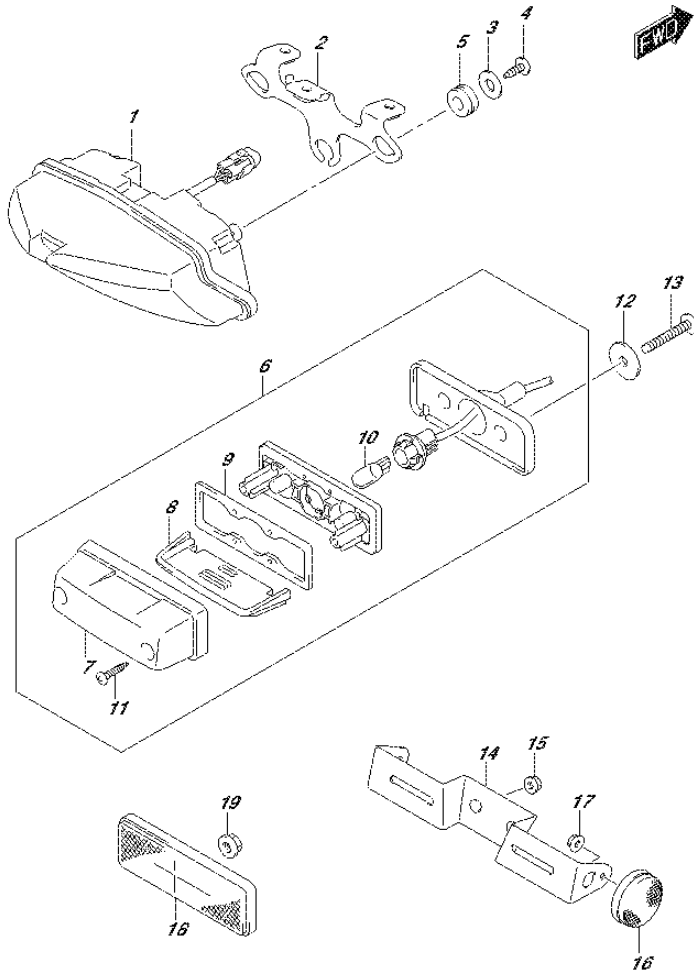


FIG.339A (1-D-13) REAR COMBINATION LAMP

REF NO.	PART NO.	DESCRIPTION	Q'TY	REMARKS
1	35710-14JB0	LAMP ASSY, REAR COMBINATION	1	
2	35726-18K00	BRACKET, REAR COMBINATION LAMP	1	
3	09160-05501	WASHER (5.5X20X1.2)	3	
4	03541-0516A	SCREW	3	
5	09320-10049	CUSHION	3	
6	35910-16G11	LAMP ASSY, LICENSE	1	
7	35917-16G00	.COVER	1	
8	35912-16G01	.LENS	1	
9	35913-16G00	.GASKET	1	
10	09471-12216	.BULB (12V5W)	1	
11	03211-0416A	.SCREW	2	
12	09160-05501	WASHER (5.5X20X1.2)	2	
13	03541-0516A	SCREW	2	
14	35927-18K00	BRACKET, LICENSE PLATE	1	
15	09159-06096	NUT	2	
16	35970-07F01	REFLECTOR ASSY, REAR SIDE	1	
17	08316-1005A	NUT	1	
18	35950-14A11	REFLECTOR ASSY, REAR SIDE	2	
19	08316-1005A	NUT	2	

FIG.350A

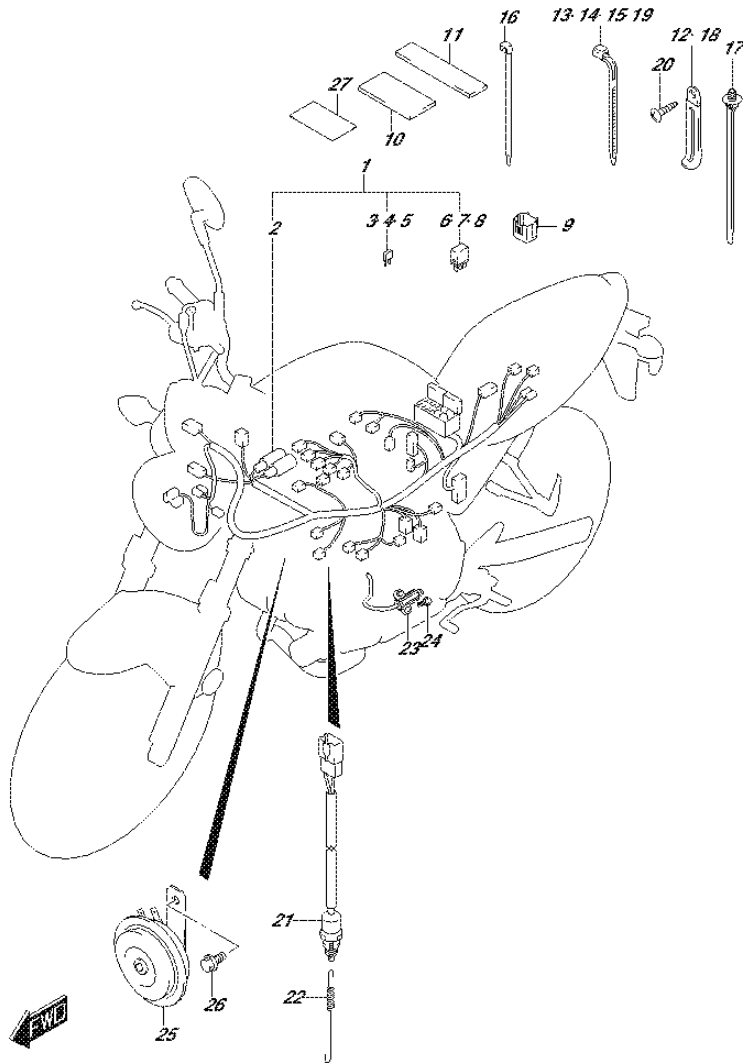


FIG.350A (1-D-14) WIRING HARNESS

REF NO.	PART NO.	DESCRIPTION	Q'TY	REMARKS
1	36610-18KB0	HARNESS, WIRING	1	
2	36618-35F00	.COVER, SPEEDOMETER COUPLER	1	
3	09481-10501	.FUSE (10A)	3	
4	09481-15501	.FUSE (15A)	3	
5	09481-30501	.FUSE (30A)	1	
6	38860-76F01	.RELAY ASSY	1	FOR FUEL PUMP
7	38860-76F01	.RELAY ASSY	1	FOR FAN MOTOR
8	38860-76F01	.RELAY ASSY	1	FOR SIDE STAND
9	36654-06J00	CAP, TS	1	
10	36920-08D00	PROTECTOR (30X60X3)	3	
11	94474-22D00	PROTECTOR (30X70)	1	
12	09407-06429	CLAMP (L:45)	1	
13	09407-14403	CLAMP (L:125)	5	
14	09407-18402	CLAMP (L:165)	1	
15	09407-19401	CLAMP (L:190)	3	
16	09407-14407	CLAMP (L:145)	5	
17	09407-17403	CLAMP (L:170)	1	
18	09404-06433	CLAMP (L:80)	1	
19	03541-0412A	SCREW	1	
20	37740-44H01	SWITCH ASSY, STOP LAMP	1	
21	09443-06016	SPRING	1	
22	37840-25D00	SWITCH ASSY, SIDE STAND	1	
23	01550-0620A	BOLT	2	
24	38500-18K00	HORN ASSY	1	
25	01550-0812A	BOLT	1	
26	36611-16G00	PROTECTOR, WIRING HARNESS	1	

FIG.352A

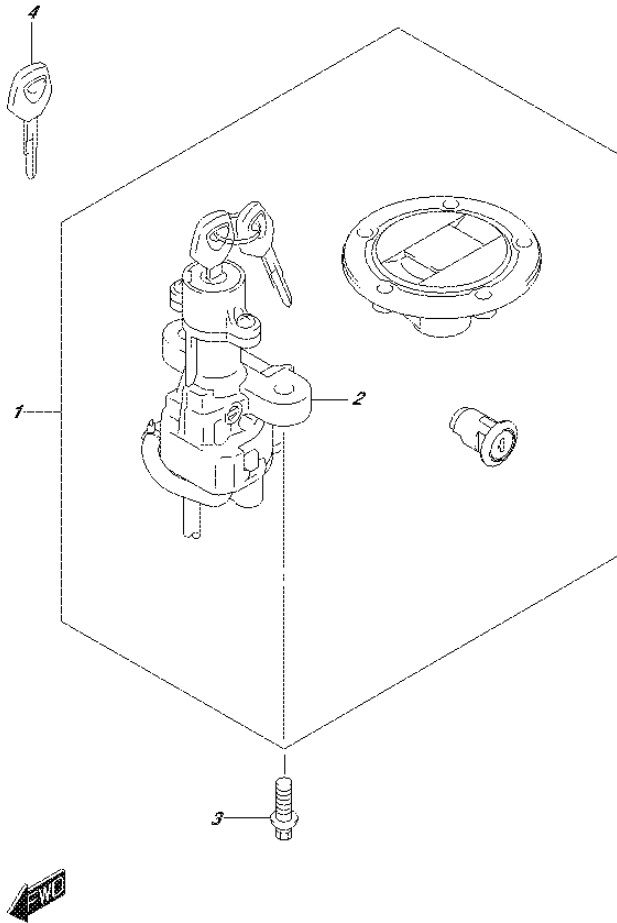


FIG.352A (1-D-15) LOCK SET

REF NO.	PART NO.	DESCRIPTION	Q'TY	REMARKS
1	37000-16891	LOCK SET	1	
2	37100-16G01	.LOCK ASSY, STEERING	1	
3	09119-08100	BOLT (8X20)	2	
4	37146-33E00	KEY, BLANK	1	OPT

FIG.355A

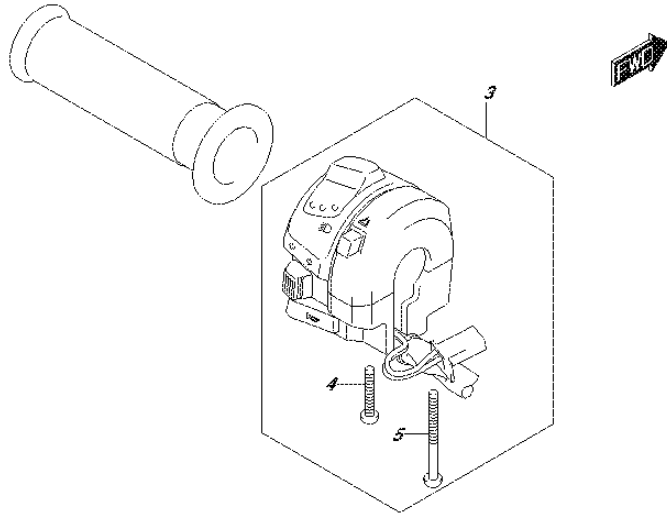


FIG.355A (1-E-2) HANDLE SWITCH

REF NO.	PART NO.	DESCRIPTION	Q'TY	REMARKS
1	37200-18K00	SWITCH ASSY, HANDLE RH	1	
2	02112-0530B	.SCREW	2	
3	37400-18K10	SWITCH ASSY, HANDLE LH	1	
4	02112-0525B	.SCREW	1	
5	02112-0545B	.SCREW	1	

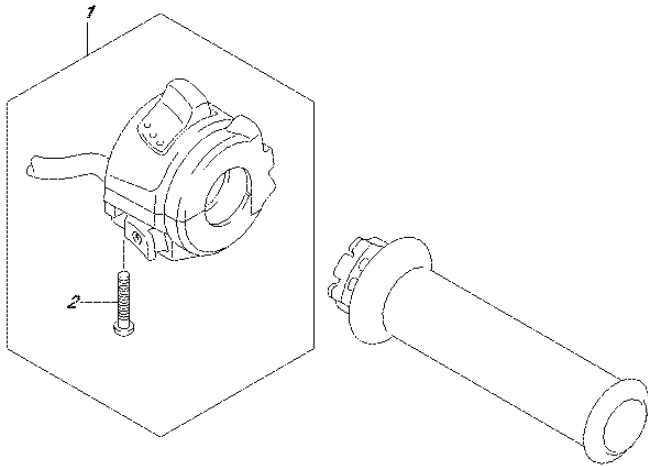


FIG.401A

FIG.401A (1-E-3) FRAME

REF NO.	PART NO.	DESCRIPTION	Q'TY	REMARKS
1	41100-18K00-YAP	FRAME (BLACK)	1	
2	41942-44H00	SPACER, HEAD MOUNT	1	

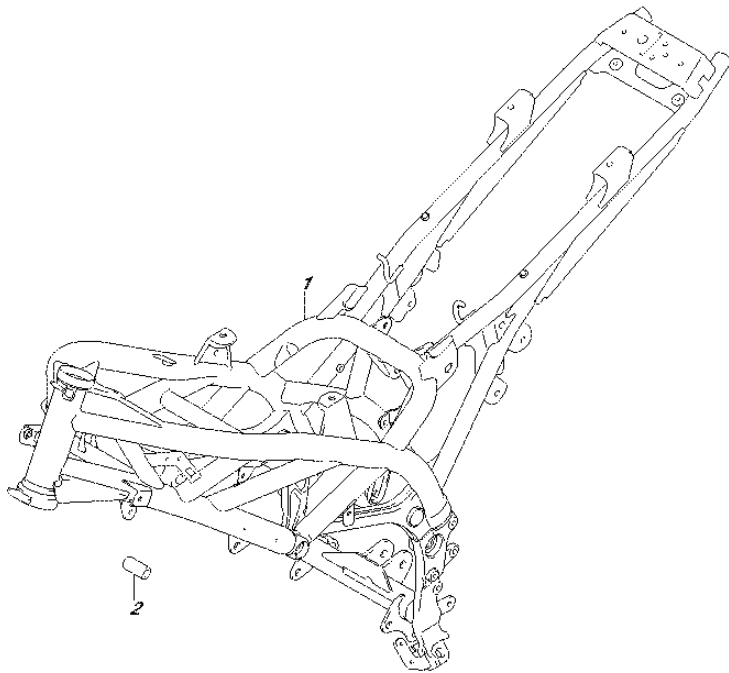


FIG.405A

FIG.405A (1-E-4) BATTERY HOLDER

REF NO.	PART NO.	DESCRIPTION	Q'TY	REMARKS
1	47430-18K00	HOLDER, BATTERY	1	
2	53145-40A00	.CUSHION, BATTERY HOLDER NO.1	1	
3	94478-14J00	.CUSHION, BATTERY HOLDER NO.2	2	
4	47432-18K00	LID, BATTERY HOLDER	1	
5	47433-18K00	COVER, BATTERY HOLDER	1	
6	94479-35F00	CLIP, BATTERY HOLDER	1	
7	09113-06010	BOLT (6X16)	2	
8	03541-0516A	SCREW	3	

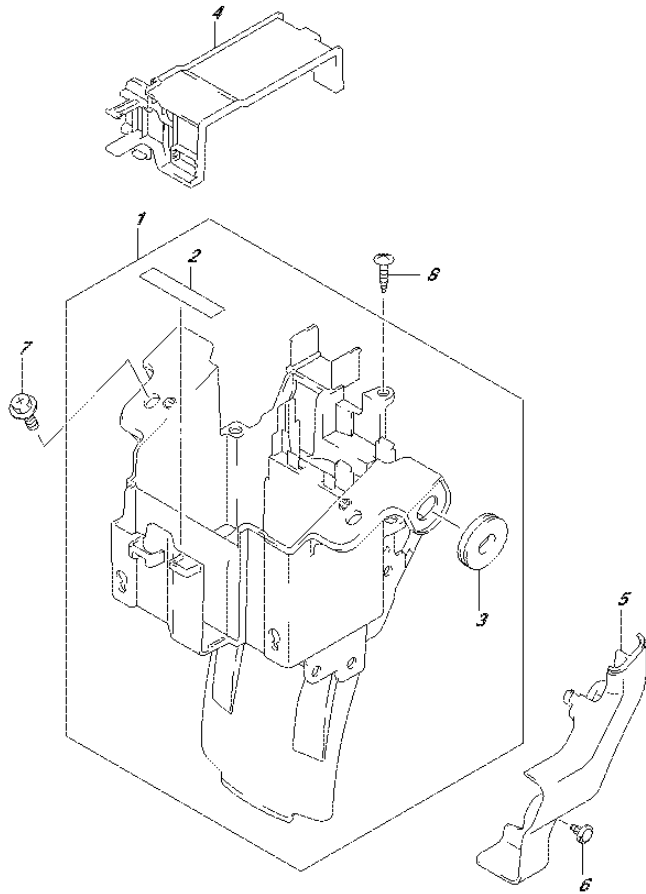


FIG.407A

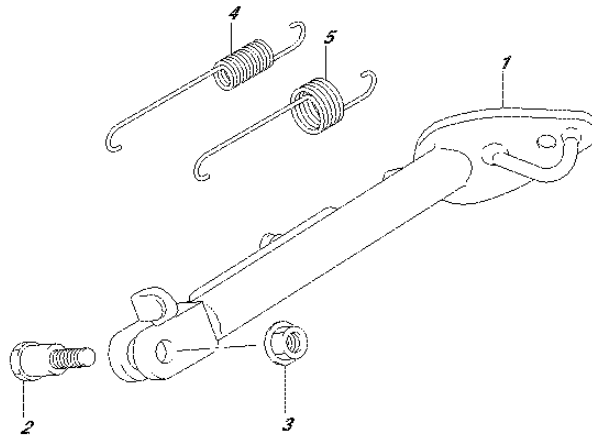
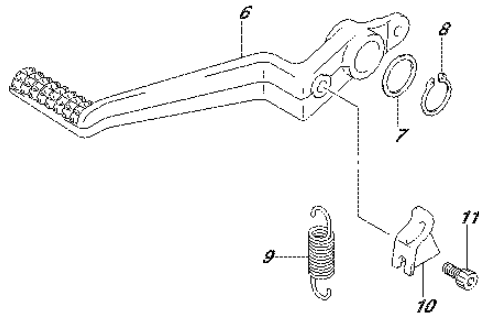


FIG.407A (1-E-5) STAND

REF NO.	PART NO.	DESCRIPTION	Q'TY	REMARKS
1	42310-18K00	STAND, PROP	1	
2	09111-10059	BOLT (10X21)	1	
3	08319-3110A	NUT	1	
4	09443-15046	SPRING	1	
5	09443-22017	SPRING	1	
6	43111-44G10	PEDAL, BRAKE	1	
7	09160-18022	WASHER (18X24X1)	1	
8	08331-3118A	CIRCLIP	1	
9	09443-11030	SPRING	1	
10	43561-44G00	BRACKET, SPRING	1	
11	07130-0610B	BOLT	1	

FIG.415A

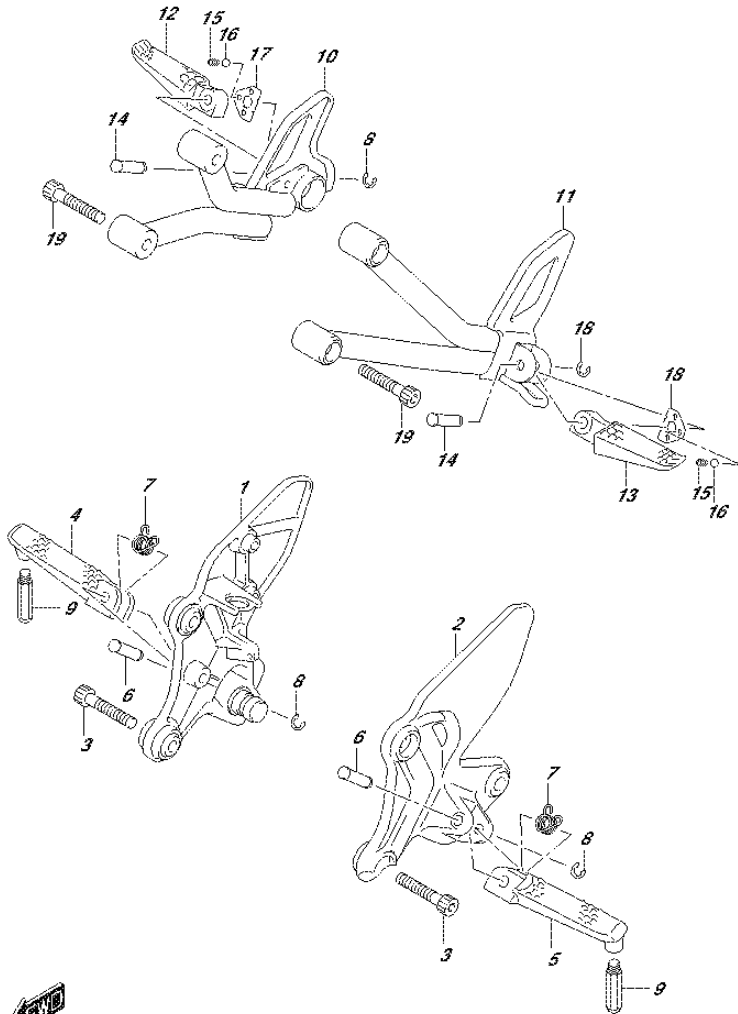


FIG.415A (1-E-6) FOOTREST

REF NO.	PART NO.	DESCRIPTION	Q'TY	REMARKS
1	43510-18K00	BRACKET, FRONT FOOTREST RH	1	
2	43521-18K00	BRACKET, FRONT FOOTREST LH	1	
3	09106-08186	BOLT (8X23)	4	
4	43516-18K00	BAR, FOOTREST RH	1	
5	43526-18K00	BAR, FOOTREST LH	1	
6	09208-08019	PIN	2	
7	09448-14046	SPRING	2	
8	08332-1106A	E RING	2	
9	43576-48B30	BOLT, BANK SENSOR	2	
10	43810-18K00	BRACKET, PILLION FOOTREST RH	1	
11	43820-18K00	BRACKET, PILLION FOOTREST LH	1	
12	43611-37H00	BAR, PILLION FOOTREST RH	1	
13	43621-37H00	BAR, PILLION FOOTREST LH	1	
14	09208-08017	PIN	2	
15	09440-05005	SPRING	2	
16	06111-07004	BALL	2	
17	43816-01H10	PLATE	2	
18	08332-1106A	E RING	2	
19	09106-08074	BOLT (8X40)	4	



FIG.420A

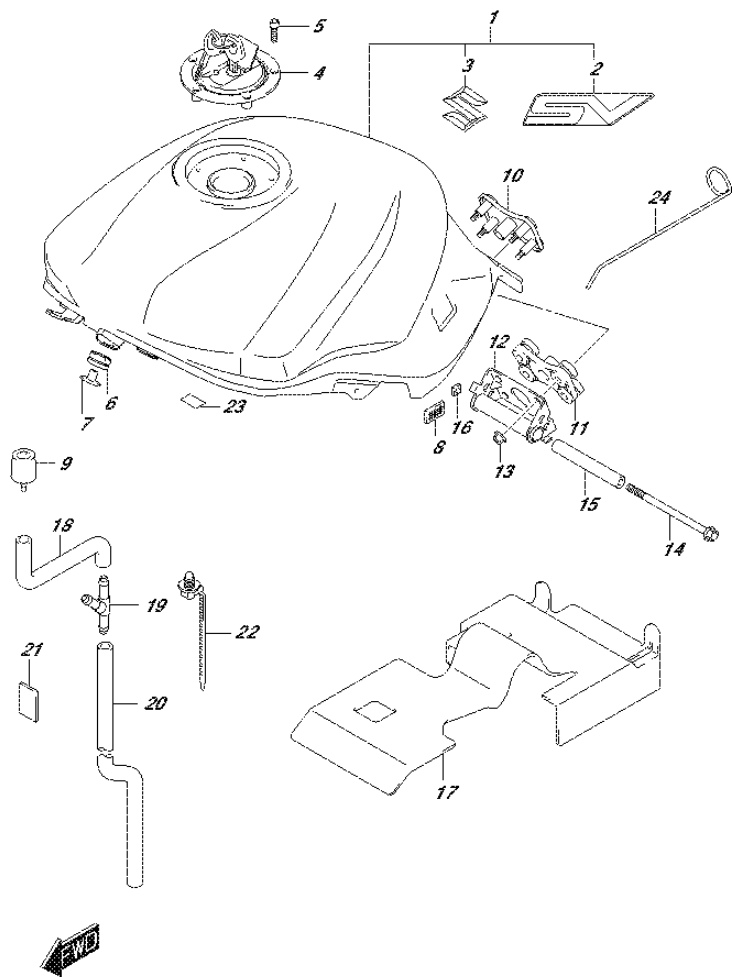


FIG.420A (1-E-7) FUEL TANK (YKV) (SV650AL7 E02)

REF NO.	PART NO.	DESCRIPTION	Q'TY	REMARKS
1	44100-18K10-YKV	TANK ASSY, FUEL (BLACK)	1	
2	68111-18K00-CTY	.EMBLEM,"SV" (SILVER/BLACK)	1	
3	68111-47HA0	.EMBLEM, S	2	
4	44200-16870	CAP SET, FUEL TANK	1	
5	44244-11J00	BOLT, FUEL TANK FILLER CAP	3	
6	44511-18K00	CUSHION, FUEL TANK FRONT	2	
7	44512-04K00	SPACER, FUEL TANK FRONT	2	
8	44572-13G00	FASTENER, SIDE	2	
9	44542-29G00	CUSHION, FUEL TANK SIDE	2	
10	44570-16G00	BRACKET, REAR UPPER	1	
11	44542-16G00	CUSHION, FUEL TANK REAR	1	
12	44530-44H00	BRACKET, FUEL TANK REAR	1	
13	08319-3106A	NUT	4	
14	09103-06060	BOLT (6X100)	1	
15	44561-35F00	SPACER, FUEL TANK REAR	1	
16	08318-1106A	NUT	1	
17	44191-18K00	SHEET, HEAT SHIELD RUBBER	1	
18	44423-18K00	HOSE, FUEL TANK DRAIN NO.1	1	
19	09367-08010	3 WAY	1	
20	44423-18K10	HOSE, FUEL TANK DRAIN NO.2	1	
21	44427-18K10	SHIELD, DRAIN HOSE HEAT	1	
22	09407-17403	CLAMP (L:170)	2	
23	36611-16G00	PROTECTOR, WIRING HARNESS	1	
24	44560-23H00	STAY, FUEL TANK	1	OPT

FIG.420B

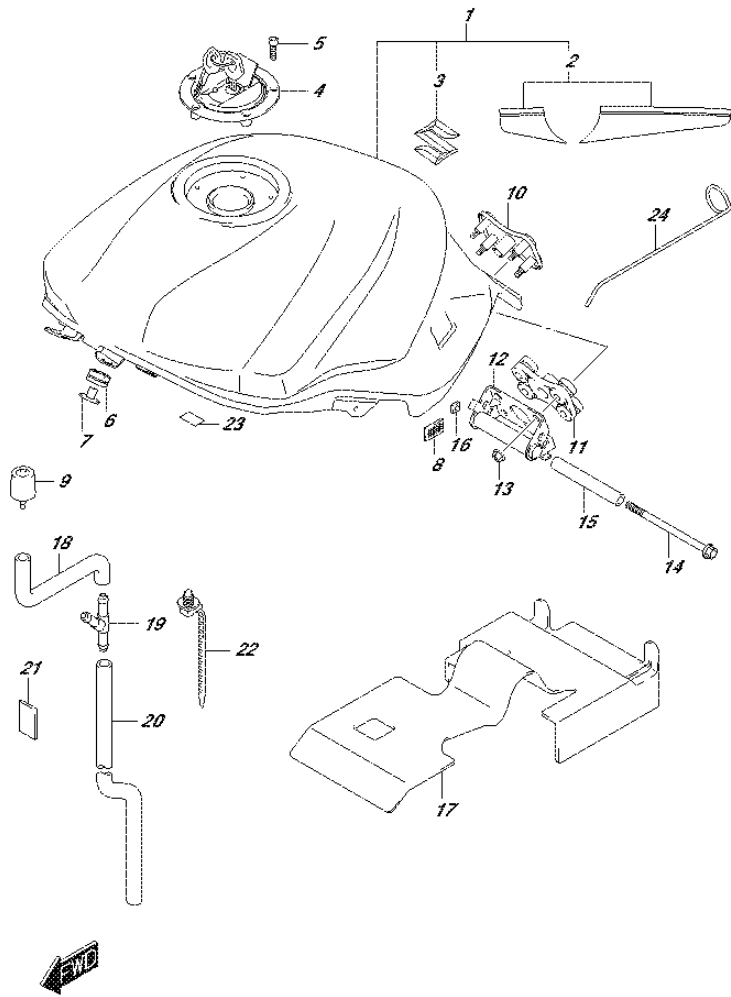


FIG.420B (1-E-8) FUEL TANK (YSF,YVZ,YWW) (SV650AL7 E02)

REF NO.	PART NO.	DESCRIPTION	Q'TY	REMARKS
1-1	44100-18K40-YSF	TANK ASSY, FUEL (BLUE)	1	
1-2	44100-18K40-YVZ	TANK ASSY, FUEL (RED)	1	
1-3	44100-18K40-YWW	TANK ASSY, FUEL (WHITE)	1	
2-1	68110-18K00-AGQ	.TAPE SET, FUEL TANK (BLUE/WHITE)	1	FOR YSF
2-2	68110-18K00-AGS	.TAPE SET, FUEL TANK (RED/WHITE)	1	FOR YVZ
2-3	68110-18K00-AJP	.TAPE SET, FUEL TANK (BLUE/WHITE)	1	FOR YWW
3	68111-47HA0	.EMBLEM, S	2	
4	44200-16870	CAP SET, FUEL TANK	1	
5	44244-11J00	BOLT, FUEL TANK FILLER CAP	3	
6	44511-18K00	CUSHION, FUEL TANK FRONT	2	
7	44512-04K00	SPACER, FUEL TANK FRONT	2	
8	44572-13G00	FASTENER, SIDE	2	
9	44542-29G00	CUSHION, FUEL TANK SIDE	2	
10	44570-16G00	BRACKET, REAR UPPER	1	
11	44542-16G00	CUSHION, FUEL TANK REAR	1	
12	44530-44H00	BRACKET, FUEL TANK REAR	1	
13	08319-3106A	NUT	4	
14	09103-06060	BOLT (6X100)	1	
15	44561-35F00	SPACER, FUEL TANK REAR	1	
16	08318-1106A	NUT	1	
17	44191-18K00	SHEET, HEAT SHIELD RUBBER	1	
18	44423-18K00	HOSE, FUEL TANK DRAIN NO.1	1	
19	09367-08010	3 WAY	1	
20	44423-18K10	HOSE, FUEL TANK DRAIN NO.2	1	
21	44427-18K10	SHIELD, DRAIN HOSE HEAT	1	
22	09407-17403	CLAMP (L:170)	2	
23	36611-16G00	PROTECTOR, WIRING HARNESS	1	
24	44560-23H00	STAY, FUEL TANK	1	OPT

FIG.420C

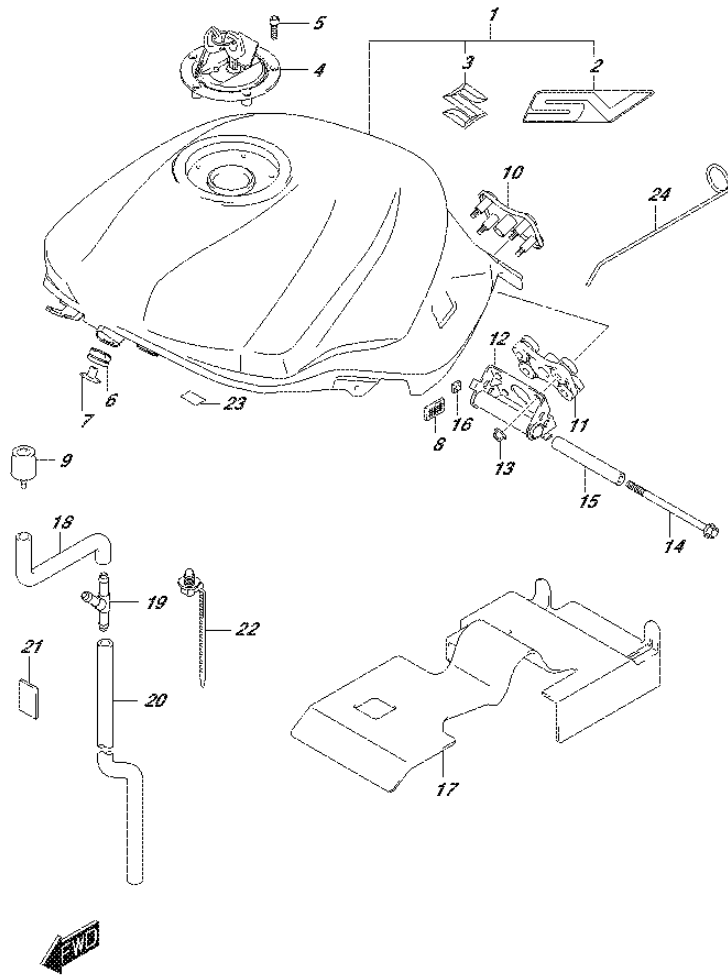


FIG.420C (1-E-9) FUEL TANK (YKV) (SV650AL7 E19)

REF NO.	PART NO.	DESCRIPTION	Q'TY	REMARKS
1	44100-18K10-YKV	TANK ASSY, FUEL (BLACK)	1	
2	68111-18K00-CTY	.EMBLEM,"SV" (SILVER/BLACK)	1	
3	68111-47HA0	.EMBLEM, S	2	
4	44200-16870	CAP SET, FUEL TANK	1	
5	44244-11J00	BOLT, FUEL TANK FILLER CAP	3	
6	44511-18K00	CUSHION, FUEL TANK FRONT	2	
7	44512-04K00	SPACER, FUEL TANK FRONT	2	
8	44572-13G00	FASTENER, SIDE	2	
9	44542-29G00	CUSHION, FUEL TANK SIDE	2	
10	44570-16G00	BRACKET, REAR UPPER	1	
11	44542-16G00	CUSHION, FUEL TANK REAR	1	
12	44530-44H00	BRACKET, FUEL TANK REAR	1	
13	08319-3106A	NUT	4	
14	09103-06060	BOLT (6X100)	1	
15	44561-35F00	SPACER, FUEL TANK REAR	1	
16	08318-1106A	NUT	1	
17	44191-18K00	SHEET, HEAT SHIELD RUBBER	1	
18	44423-18K00	HOSE, FUEL TANK DRAIN NO.1	1	
19	09367-08010	3 WAY	1	
20	44423-18K10	HOSE, FUEL TANK DRAIN NO.2	1	
21	44427-18K10	SHIELD, DRAIN HOSE HEAT	1	
22	09407-17403	CLAMP (L:170)	2	
23	36611-16G00	PROTECTOR, WIRING HARNESS	1	
24	44560-23H00	STAY, FUEL TANK	1	OPT

FIG.420D

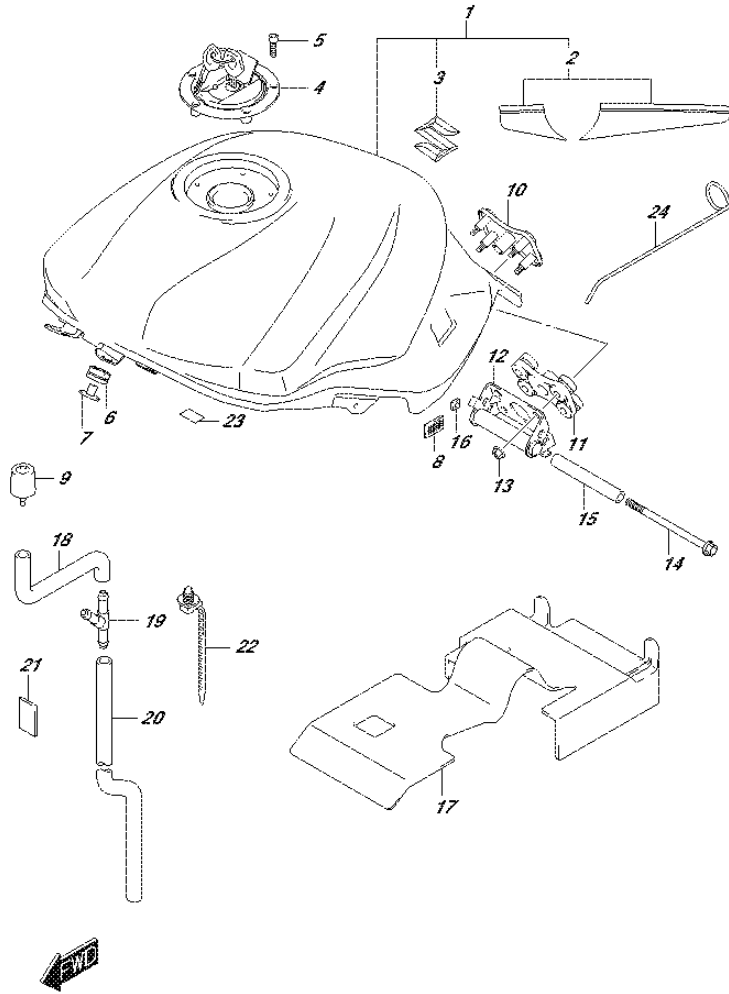


FIG.420D (1-E-10) FUEL TANK (YSF,YVZ,YWW) (SV650AL7 E19)

REF NO.	PART NO.	DESCRIPTION	Q'TY	REMARKS
1-1	44100-18K40-YSF	TANK ASSY, FUEL (BLUE)	1	
1-2	44100-18K40-YVZ	TANK ASSY, FUEL (RED)	1	
1-3	44100-18K40-YWW	TANK ASSY, FUEL (WHITE)	1	
2-1	68110-18K00-AGQ	.TAPE SET, FUEL TANK (BLUE/WHITE)	1	FOR YSF
2-2	68110-18K00-AGS	.TAPE SET, FUEL TANK (RED/WHITE)	1	FOR YVZ
2-3	68110-18K00-AJP	.TAPE SET, FUEL TANK (BLUE/WHITE)	1	FOR YWW
3	68111-47HA0	.EMBLEM, S	2	
4	44200-16870	CAP SET, FUEL TANK	1	
5	44244-11J00	BOLT, FUEL TANK FILLER CAP	3	
6	44511-18K00	CUSHION, FUEL TANK FRONT	2	
7	44512-04K00	SPACER, FUEL TANK FRONT	2	
8	44572-13G00	FASTENER, SIDE	2	
9	44542-29G00	CUSHION, FUEL TANK SIDE	2	
10	44570-16G00	BRACKET, REAR UPPER	1	
11	44542-16G00	CUSHION, FUEL TANK REAR	1	
12	44530-44H00	BRACKET, FUEL TANK REAR	1	
13	08319-3106A	NUT	4	
14	09103-06060	BOLT (6X100)	1	
15	44561-35F00	SPACER, FUEL TANK REAR	1	
16	08318-1106A	NUT	1	
17	44191-18K00	SHEET, HEAT SHIELD RUBBER	1	
18	44423-18K00	HOSE, FUEL TANK DRAIN NO.1	1	
19	09367-08010	3 WAY	1	
20	44423-18K10	HOSE, FUEL TANK DRAIN NO.2	1	
21	44427-18K10	SHIELD, DRAIN HOSE HEAT	1	
22	09407-17403	CLAMP (L:170)	2	
23	36611-16G00	PROTECTOR, WIRING HARNESS	1	
24	44560-23H00	STAY, FUEL TANK	1	OPT

FIG.420E

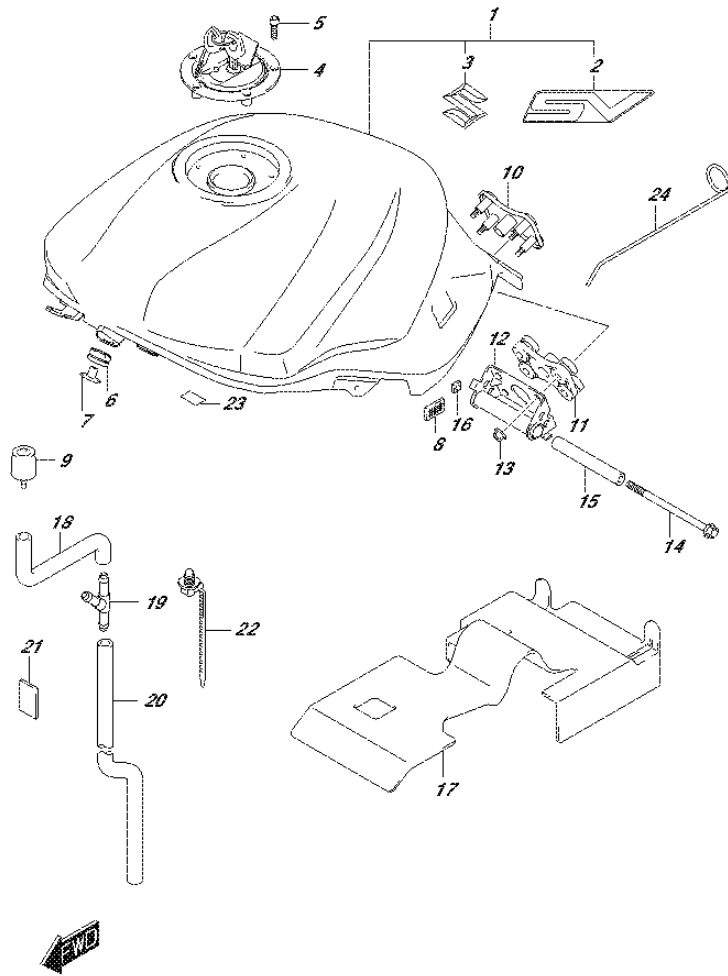


FIG.420E (1-E-11) FUEL TANK (YKV) (SV650UAL7 E02)

REF NO.	PART NO.	DESCRIPTION	Q'TY	REMARKS
1	44100-18K10-YKV	TANK ASSY, FUEL (BLACK)	1	
2	68111-18K00-CTY	.EMBLEM,"SV" (SILVER/BLACK)	1	
3	68111-47HA0	.EMBLEM, S	2	
4	44200-16870	CAP SET, FUEL TANK	1	
5	44244-11J00	BOLT, FUEL TANK FILLER CAP	3	
6	44511-18K00	CUSHION, FUEL TANK FRONT	2	
7	44512-04K00	SPACER, FUEL TANK FRONT	2	
8	44572-13G00	FASTENER, SIDE	2	
9	44542-29G00	CUSHION, FUEL TANK SIDE	2	
10	44570-16G00	BRACKET, REAR UPPER	1	
11	44542-16G00	CUSHION, FUEL TANK REAR	1	
12	44530-44H00	BRACKET, FUEL TANK REAR	1	
13	08319-3106A	NUT	4	
14	09103-06060	BOLT (6X100)	1	
15	44561-35F00	SPACER, FUEL TANK REAR	1	
16	08318-1106A	NUT	1	
17	44191-18K00	SHEET, HEAT SHIELD RUBBER	1	
18	44423-18K00	HOSE, FUEL TANK DRAIN NO.1	1	
19	09367-08010	3 WAY	1	
20	44423-18K10	HOSE, FUEL TANK DRAIN NO.2	1	
21	44427-18K10	SHIELD, DRAIN HOSE HEAT	1	
22	09407-17403	CLAMP (L:170)	2	
23	36611-16G00	PROTECTOR, WIRING HARNESS	1	
24	44560-23H00	STAY, FUEL TANK	1	OPT

FIG.420F

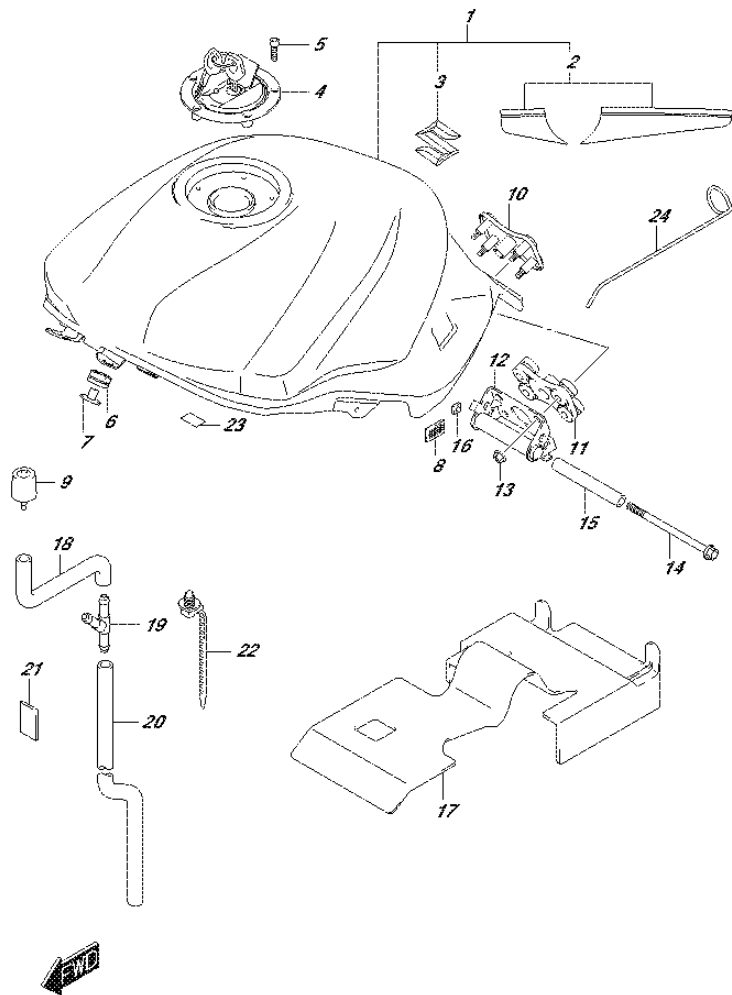


FIG.420F (1-E-12) FUEL TANK (YSF,YVZ,YWW) (SV650UAL7 E02)

REF NO.	PART NO.	DESCRIPTION	Q'TY	REMARKS
1-1	44100-18K40-YSF	TANK ASSY, FUEL (BLUE)	1	
1-2	44100-18K40-YVZ	TANK ASSY, FUEL (RED)	1	
1-3	44100-18K40-YWW	TANK ASSY, FUEL (WHITE)	1	
2-1	68110-18K00-AGQ	.TAPE SET, FUEL TANK (BLUE/WHITE)	1	FOR YSF
2-2	68110-18K00-AGS	.TAPE SET, FUEL TANK (RED/WHITE)	1	FOR YVZ
2-3	68110-18K00-AJP	.TAPE SET, FUEL TANK (BLUE/WHITE)	1	FOR YWW
3	68111-47HA0	.EMBLEM, S	2	
4	44200-16870	CAP SET, FUEL TANK	1	
5	44244-11J00	BOLT, FUEL TANK FILLER CAP	3	
6	44511-18K00	CUSHION, FUEL TANK FRONT	2	
7	44512-04K00	SPACER, FUEL TANK FRONT	2	
8	44572-13G00	FASTENER, SIDE	2	
9	44542-29G00	CUSHION, FUEL TANK SIDE	2	
10	44570-16G00	BRACKET, REAR UPPER	1	
11	44542-16G00	CUSHION, FUEL TANK REAR	1	
12	44530-44H00	BRACKET, FUEL TANK REAR	1	
13	08319-3106A	NUT	4	
14	09103-06060	BOLT (6X100)	1	
15	44561-35F00	SPACER, FUEL TANK REAR	1	
16	08318-1106A	NUT	1	
17	44191-18K00	SHEET, HEAT SHIELD RUBBER	1	
18	44423-18K00	HOSE, FUEL TANK DRAIN NO.1	1	
19	09367-08010	3 WAY	1	
20	44423-18K10	HOSE, FUEL TANK DRAIN NO.2	1	
21	44427-18K10	SHIELD, DRAIN HOSE HEAT	1	
22	09407-17403	CLAMP (L:170)	2	
23	36611-16G00	PROTECTOR, WIRING HARNESS	1	
24	44560-23H00	STAY, FUEL TANK	1	OPT

FIG.420G

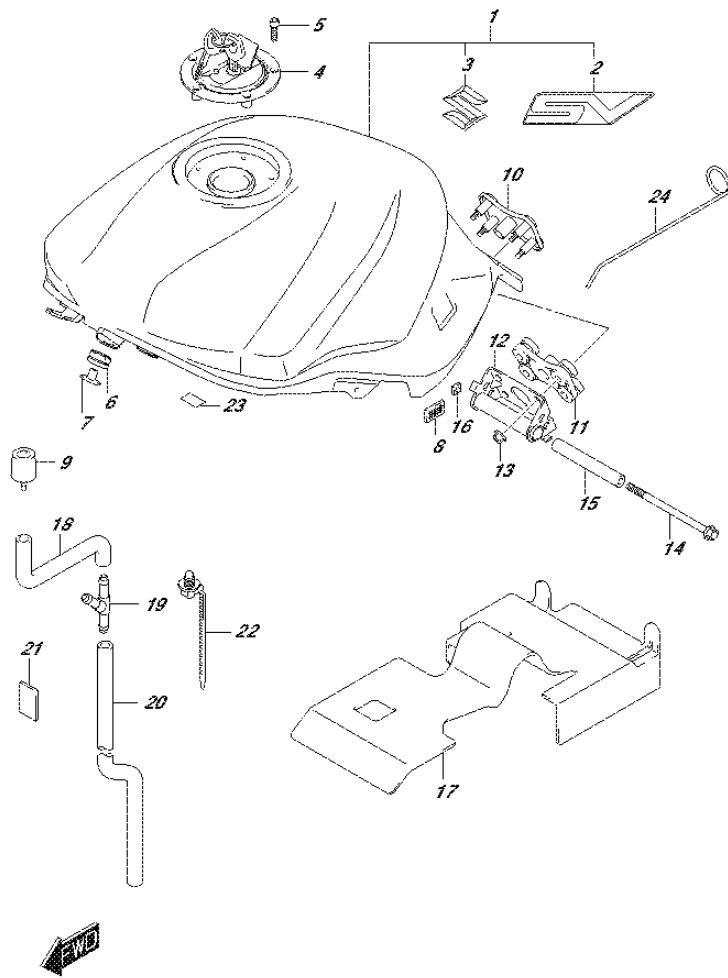


FIG.420G (1-E-13) FUEL TANK (YKV) (SV650UAL7 E19)

REF NO.	PART NO.	DESCRIPTION	Q'TY	REMARKS
1	44100-18K10-YKV	TANK ASSY, FUEL (BLACK)	1	
2	68111-18K00-CTY	.EMBLEM,"SV" (SILVER/BLACK)	1	
3	68111-47HA0	.EMBLEM, S	2	
4	44200-16870	CAP SET, FUEL TANK	1	
5	44244-11J00	BOLT, FUEL TANK FILLER CAP	3	
6	44511-18K00	CUSHION, FUEL TANK FRONT	2	
7	44512-04K00	SPACER, FUEL TANK FRONT	2	
8	44572-13G00	FASTENER, SIDE	2	
9	44542-29G00	CUSHION, FUEL TANK SIDE	2	
10	44570-16G00	BRACKET, REAR UPPER	1	
11	44542-16G00	CUSHION, FUEL TANK REAR	1	
12	44530-44H00	BRACKET, FUEL TANK REAR	1	
13	08319-3106A	NUT	4	
14	09103-06060	BOLT (6X100)	1	
15	44561-35F00	SPACER, FUEL TANK REAR	1	
16	08318-1106A	NUT	1	
17	44191-18K00	SHEET, HEAT SHIELD RUBBER	1	
18	44423-18K00	HOSE, FUEL TANK DRAIN NO.1	1	
19	09367-08010	3 WAY	1	
20	44423-18K10	HOSE, FUEL TANK DRAIN NO.2	1	
21	44427-18K10	SHIELD, DRAIN HOSE HEAT	1	
22	09407-17403	CLAMP (L:170)	2	
23	36611-16G00	PROTECTOR, WIRING HARNESS	1	
24	44560-23H00	STAY, FUEL TANK	1	OPT

FIG.420H

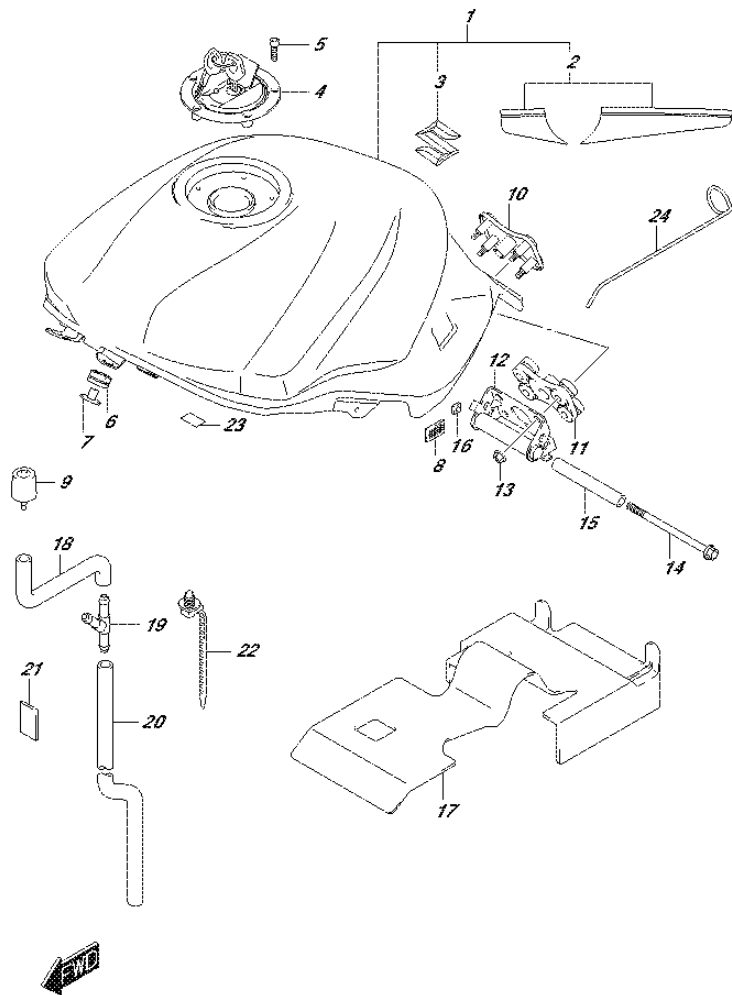


FIG.420H (1-E-14) FUEL TANK (YSF,YVZ,YWW) (SV650UAL7 E19)

REF NO.	PART NO.	DESCRIPTION	Q'TY	REMARKS
1-1	44100-18K40-YSF	TANK ASSY, FUEL (BLUE)	1	
1-2	44100-18K40-YVZ	TANK ASSY, FUEL (RED)	1	
1-3	44100-18K40-YWW	TANK ASSY, FUEL (WHITE)	1	
2-1	68110-18K00-AGQ	.TAPE SET, FUEL TANK (BLUE/WHITE)	1	FOR YSF
2-2	68110-18K00-AGS	.TAPE SET, FUEL TANK (RED/WHITE)	1	FOR YVZ
2-3	68110-18K00-AJP	.TAPE SET, FUEL TANK (BLUE/WHITE)	1	FOR YWW
3	68111-47HA0	.EMBLEM, S	2	
4	44200-16870	CAP SET, FUEL TANK	1	
5	44244-11J00	BOLT, FUEL TANK FILLER CAP	3	
6	44511-18K00	CUSHION, FUEL TANK FRONT	2	
7	44512-04K00	SPACER, FUEL TANK FRONT	2	
8	44572-13G00	FASTENER, SIDE	2	
9	44542-29G00	CUSHION, FUEL TANK SIDE	2	
10	44570-16G00	BRACKET, REAR UPPER	1	
11	44542-16G00	CUSHION, FUEL TANK REAR	1	
12	44530-44H00	BRACKET, FUEL TANK REAR	1	
13	08319-3106A	NUT	4	
14	09103-06060	BOLT (6X100)	1	
15	44561-35F00	SPACER, FUEL TANK REAR	1	
16	08318-1106A	NUT	1	
17	44191-18K00	SHEET, HEAT SHIELD RUBBER	1	
18	44423-18K00	HOSE, FUEL TANK DRAIN NO.1	1	
19	09367-08010	3 WAY	1	
20	44423-18K10	HOSE, FUEL TANK DRAIN NO.2	1	
21	44427-18K10	SHIELD, DRAIN HOSE HEAT	1	
22	09407-17403	CLAMP (L:170)	2	
23	36611-16G00	PROTECTOR, WIRING HARNESS	1	
24	44560-23H00	STAY, FUEL TANK	1	OPT

FIG.422A

FIG.422A (1-E-15) FUEL TANK FRONT COVER

REF NO.	PART NO.	DESCRIPTION	Q'TY	REMARKS
1	44271-18K00	COVER, FUEL TANK FRONT	1	
2	44176-31J00	CUSHION, TANK COVER FRONT NO.1	2	
3	44277-18K00	CUSHION, TANK COVER FRONT NO.2	2	
4	44278-18K00	CUSHION, TANK COVER FRONT NO.3	2	
5	44279-18K00	CUSHION, TANK COVER FRONT NO.4	1	
6	09409-07333	CLIP	2	
7	09139-06192	SCREW (6X25)	2	
8	09160-06109	WASHER (6.5X18X1.6)	2	

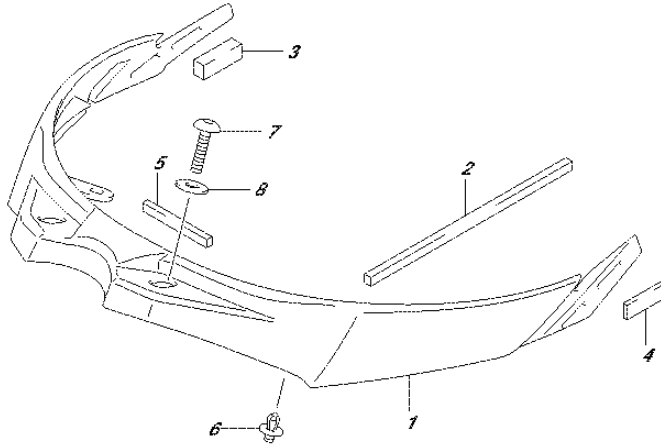


FIG.427A

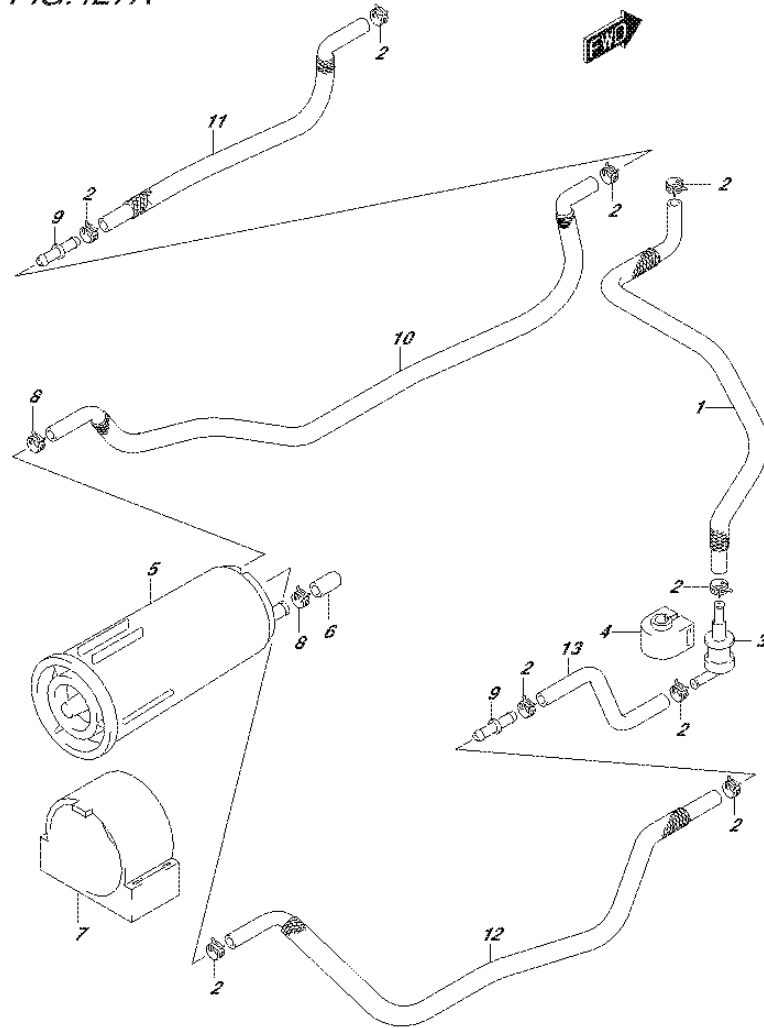


FIG.427A (1-F-2) EVAP SYSTEM

REF NO.	PART NO.	DESCRIPTION	Q'TY	REMARKS
1	44434-18K00	HOSE, TANK & BREATHER VALVE	1	
2	09401-11413	CLIP	9	
3	44240-17C00	VALVE, BREATHER	1	
4	44894-04K00	CUSHION	1	
5	17210-15H10	CANISTER	1	
6	09251-07003	CAP (OD:11.5)	1	
7	44883-06G00	CUSHION, CANISTER	1	
8	09401-12404	CLIP	2	
9	09367-06009	JOINT	2	
10	18563-18K00	HOSE, PURGE NO.1	1	
11	18564-18K00	HOSE, PURGE NO.2	1	
12	18562-18K00	HOSE, SURGE NO.2	1	
13	18561-18K00	HOSE, SURGE NO.1	1	

FIG.443A

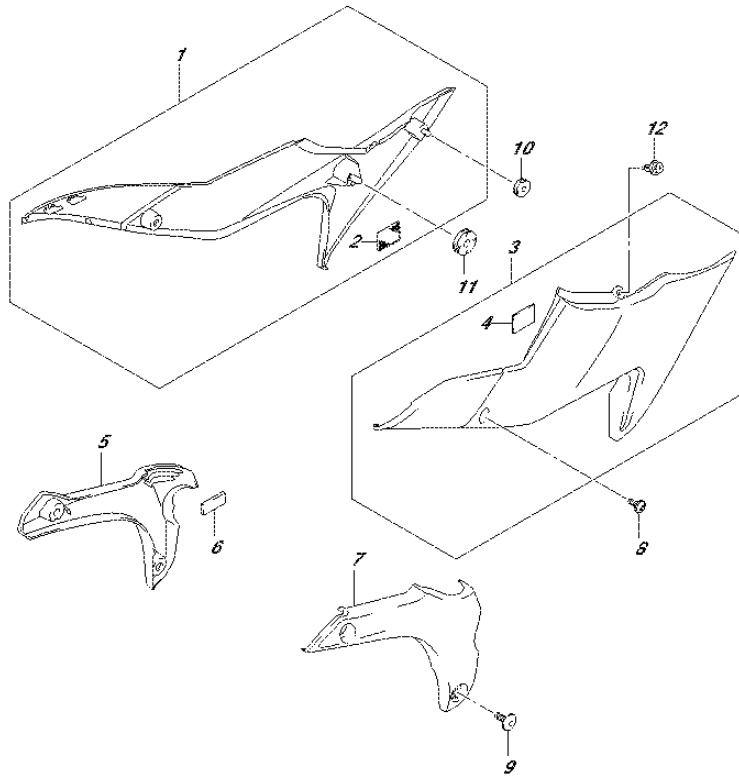


FIG.443A (1-F-3) FRAME CENTER COVER

REF NO.	PART NO.	DESCRIPTION	Q'TY	REMARKS
1	47110-18K00	COVER, FRAME FRONT RH	1	
2	44572-13G00	.FASTENER	1	
3	47210-18K00	COVER, FRAME LH	1	
4	44572-13G00	.FASTENER	1	
5	47611-18K00-YKV	COVER, FRAME LOWER RH (BLACK)	1	
6	47613-44H00	CUSHION, FRAME COVER LWR NO.2	2	
7	47711-18K00-YKV	COVER, FRAME LOWER LH (BLACK)	1	
8	09139-05074	BOLT (5X13)	2	
9	09139-06169	SCREW (6X16)	4	
10	09320-06504	CUSHION	2	
11	09320-08028	CUSHION	2	
12	09409-06322	CLIP	2	



FIG.445A

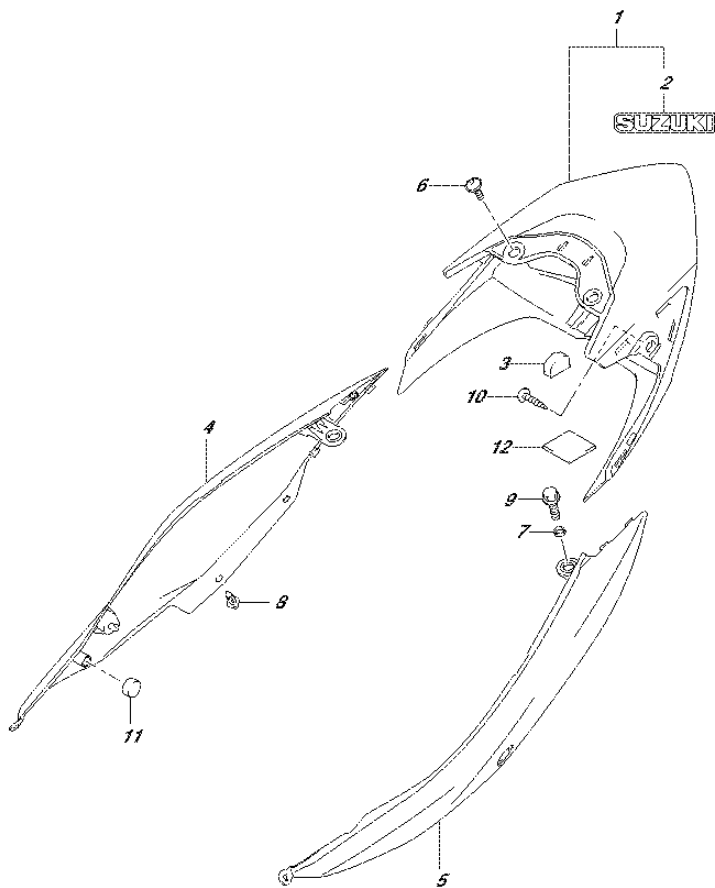


FIG.445A (1-F-4) FRAME COVER (YKV)

REF NO.	PART NO.	DESCRIPTION	Q'TY	REMARKS
1	47310-18K00-YKV	COVER, FRAME REAR CTR (BLACK)	1	
2	68171-28H10-CTY	.EMBLEM, "SUZUKI" (SILVER/BLACK)	1	
3	47315-18K00	CUSHION, FRAME COVER CTR	1	
4	47410-18K00-YKV	COVER, FRAME REAR RH (BLACK)	1	
5	47510-18K00-YKV	COVER, FRAME REAR LH (BLACK)	1	
6	09139-05074	BOLT (5X13)	2	
7	09180-08052	SPACER (8.5X12X2.5)	2	
8	09409-06314-5PK	CLIP (BLACK)	4	
9	01550-0812A	BOLT	2	
10	03541-0510A	SCREW	2	
11	09329-14002	CUSHION	2	
12	33652-20C00	CUSHION	2	
13	47312-18K00	TAPE, FRAME COVER REAR CENTER	1	

FIG.445B

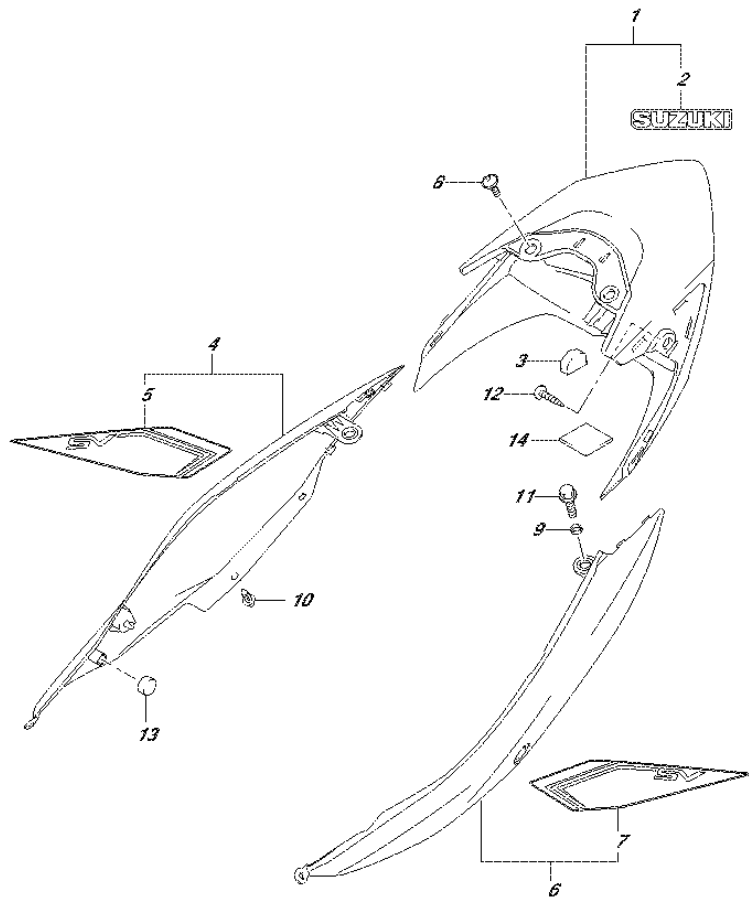


FIG.445B (1-F-5) FRAME COVER (YSF,YVZ,YWW)

REF NO.	PART NO.	DESCRIPTION	Q'TY	REMARKS
1	47310-18K00-YKV	COVER, FRAME REAR CTR (BLACK)	1	
2	68171-28H10-CTY	.EMBLEM, "SUZUKI" (SILVER/BLACK)	1	
3	47315-18K00	CUSHION, FRAME COVER CTR	1	
4-1	47410-18K10-YKV	COVER, FRAME REAR RH (BLACK)	1	FOR YSF
4-2	47410-18K10-4TX	COVER, FRAME REAR RH (BLACK)	1	FOR YVZ
4-3	47410-18K10-4UX	COVER, FRAME REAR RH (BLACK)	1	FOR YWW
5-1	68135-18K00-BBU	.TAPE SET, FRAME COVER RH	1	FOR YKV
5-2	68135-18K00-BCB	.TAPE SET, FRAME COVER RH	1	FOR 4TX
5-3	68135-18K00-BCC	.TAPE SET, FRAME COVER RH	1	FOR 4UX
6-1	47510-18K10-YKV	COVER, FRAME REAR LH (BLACK)	1	FOR YSF
6-2	47510-18K10-4TX	COVER, FRAME REAR LH (BLACK)	1	FOR YVZ
6-3	47510-18K10-4UX	COVER, FRAME REAR LH (BLACK)	1	FOR YWW
7-1	68145-18K00-BBU	.TAPE SET, FRAME COVER LH	1	FOR YKV
7-2	68145-18K00-BCB	.TAPE SET, FRAME COVER LH	1	FOR 4TX
7-3	68145-18K00-BCC	.TAPE SET, FRAME COVER LH	1	FOR 4UX
8	09139-05074	BOLT (5X13)	2	
9	09180-08052	SPACER (8.5X12X2.5)	2	
10	09409-06314-5PK	CLIP (BLACK)	4	
11	01550-0812A	BOLT	2	
12	03541-0510A	SCREW	2	
13	09329-14002	CUSHION	2	
14	33652-20C00	CUSHION	2	
15	47312-18K00	TAPE, FRAME COVER REAR CENTER	1	

FIG.449A

FIG.449A (1-F-6) FRAME HEAD COVER

REF NO.	PART NO.	DESCRIPTION	Q'TY	REMARKS
1	47351-18K00	COVER, FRAME HEAD RH	1	
2	47361-18K00	COVER, FRAME HEAD LH	1	
3	47543-44H00	COVER, FRAME BODY RR LH	1	
4	09139-05074	BOLT (5X13)	2	
5	09139-05074	BOLT (5X13)	2	
6	09409-08326	CLIP	2	

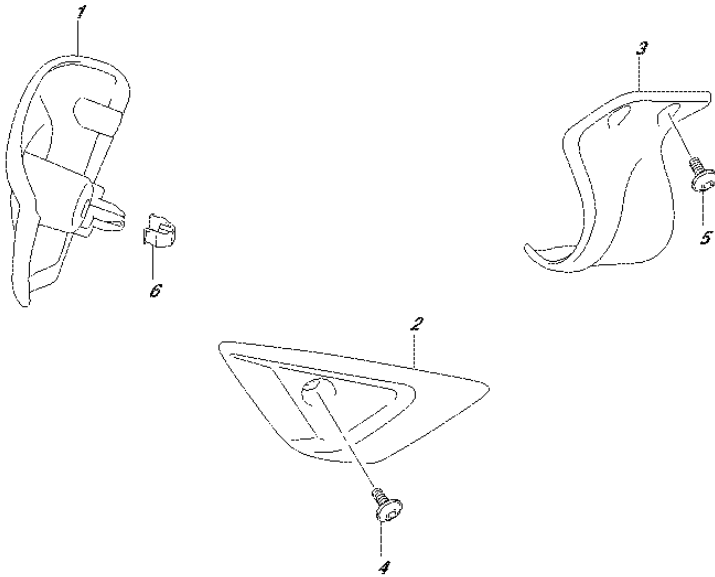


FIG.452A

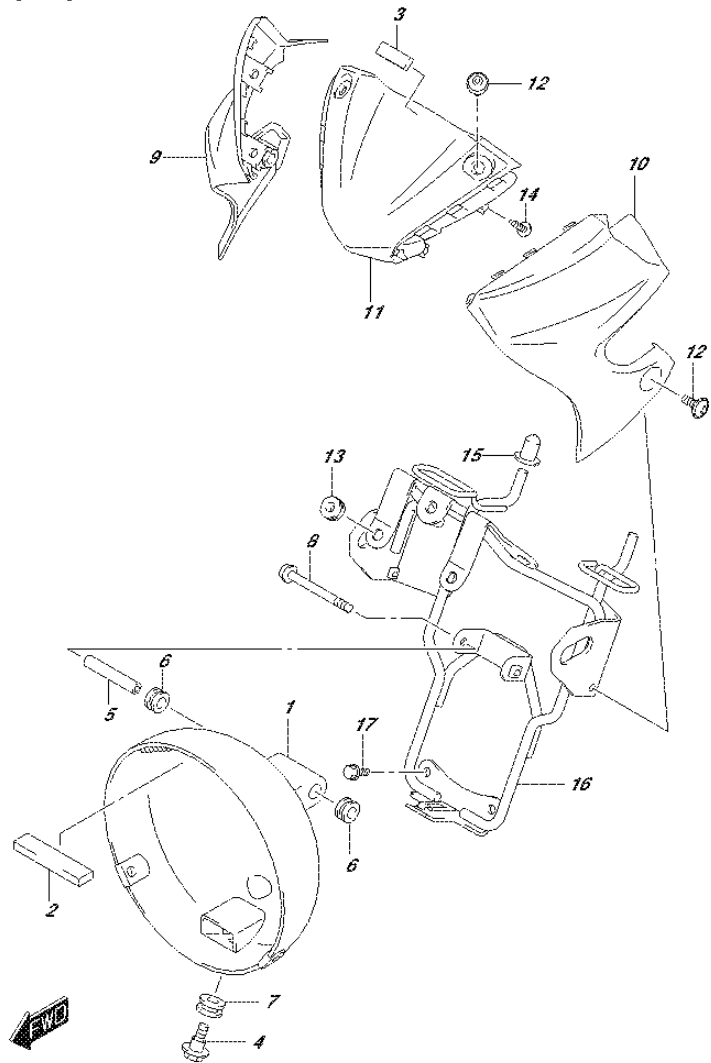


FIG.452A (1-F-7) HEADLAMP COVER

REF NO.	PART NO.	DESCRIPTION	Q'TY	REMARKS
1	51811-18K00	COVER, HEADLAMP	1	
2	51827-13G00	CUSHION, HEADLAMP COVER	1	
3	51827-18K00	CUSHION, METER COVER	1	
4	09139-06118	SCREW (6X22.5)	1	
5	09180-06368	SPACER	1	
6	09320-09016	CUSHION	2	
7	09320-10501	CUSHION	1	
8	07120-0665B	BOLT	1	
9	51821-18K00-YKV	COVER, METER RH (BLACK)	1	
10	51831-18K00-YKV	COVER, METER LH (BLACK)	1	
11	51841-18K00	COVER, METER CENTER	1	
12	09139-05074	BOLT (5X13)	4	
13	09320-06504	CUSHION	2	
14	03541-0512A	SCREW	4	
15	51831-21D00	CUSHION, HEADLAMP BRACE	2	
16	51850-18K00	BRACE, HEADLAMP	1	
17	01547-0612A	BOLT	2	

FIG.460A

FIG.460A (1-F-8) FRONT FENDER

REF NO.	PART NO.	DESCRIPTION	Q'TY	REMARKS
1	53110-18K00-BBT	FENDER, FRONT (GRAY/BLACK)	1	
2	68151-44G10-BBT	.EMBLEM,"ABS" (GRAY/BLACK)	1	
3	09111-06092	BOLT (6X19)	2	
4	09139-06190	BOLT (6X20)	2	
5	09320-09016	CUSHION	4	

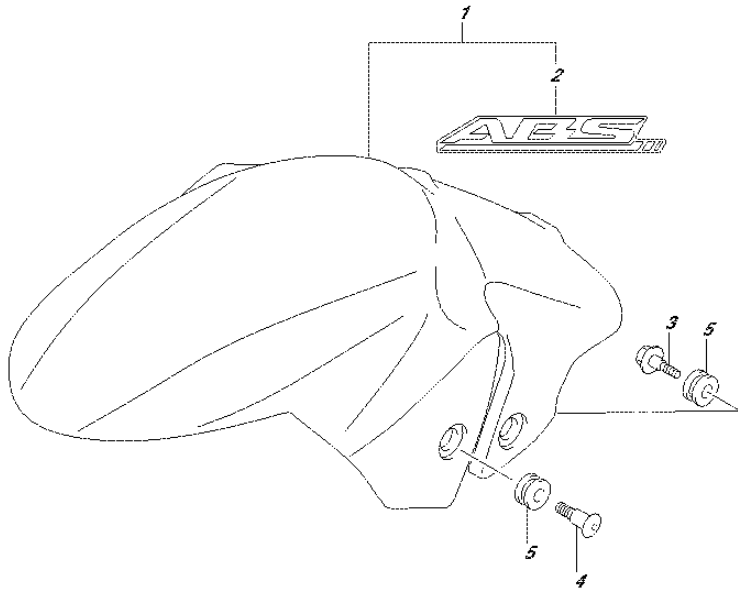


FIG.462A

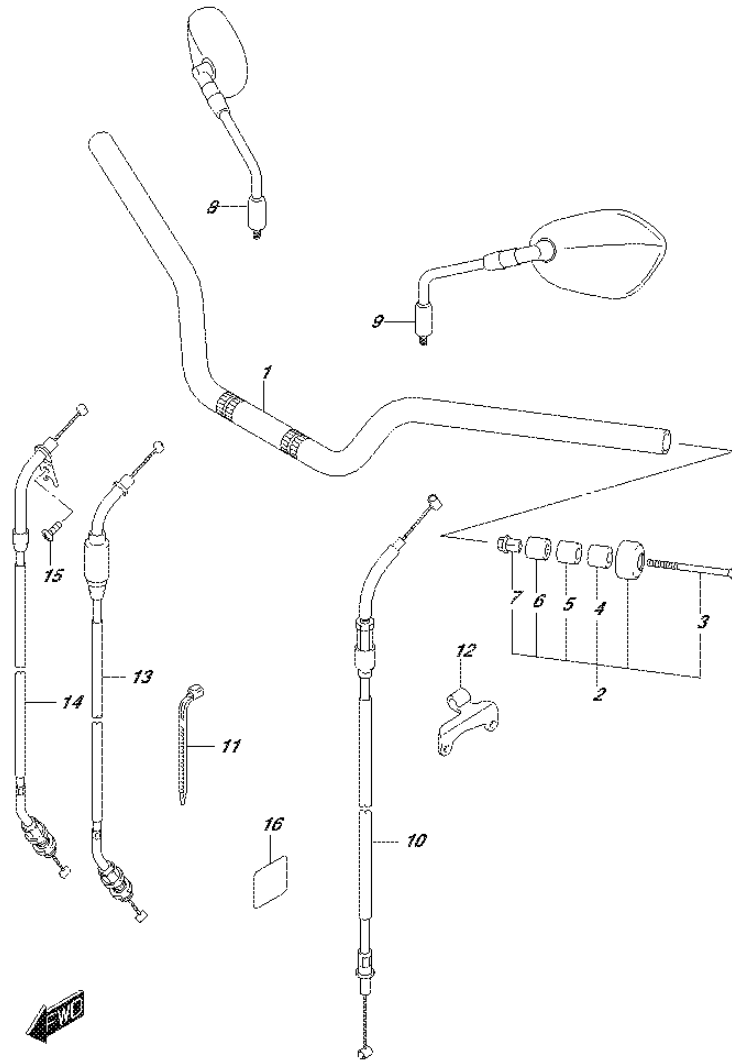


FIG.462A (1-F-9) HANDLEBAR

REF NO.	PART NO.	DESCRIPTION	Q'TY	REMARKS
1	56111-44H12-YAP	HANDLEBAR (BLACK)	1	
2	56200-41830	BALANCER SET, HANDLEBAR	2	
3	02122-0670B	.SCREW	2	
4	56272-42F00	.EXPANDER, OUTER	2	
5	09180-06161	.SPACER (6.5X16X15)	2	
6	56272-10G00	.EXPANDER, INNER	2	
7	56273-10G10	.NUT	2	
8	56500-08J11	MIRROR ASSY, REAR VIEW RH	1	
9	56600-08J11	MIRROR ASSY, REAR VIEW LH	1	
10	58200-44H00	CABLE ASSY, CLUTCH	1	
11	09407-18402	CLAMP (L:165)	1	
12	58634-44H00	STOPPER, CLUTCH CABLE	1	
13	58300-44H00	CABLE ASSY, THROTTLE NO.1	1	
14	58300-44H10	CABLE ASSY, THROTTLE NO.2	1	
15	09125-05042	SCREW (5X10)	1	
16	87873-56K50	TAPE, HEAD PIPE	1	

FIG.467A

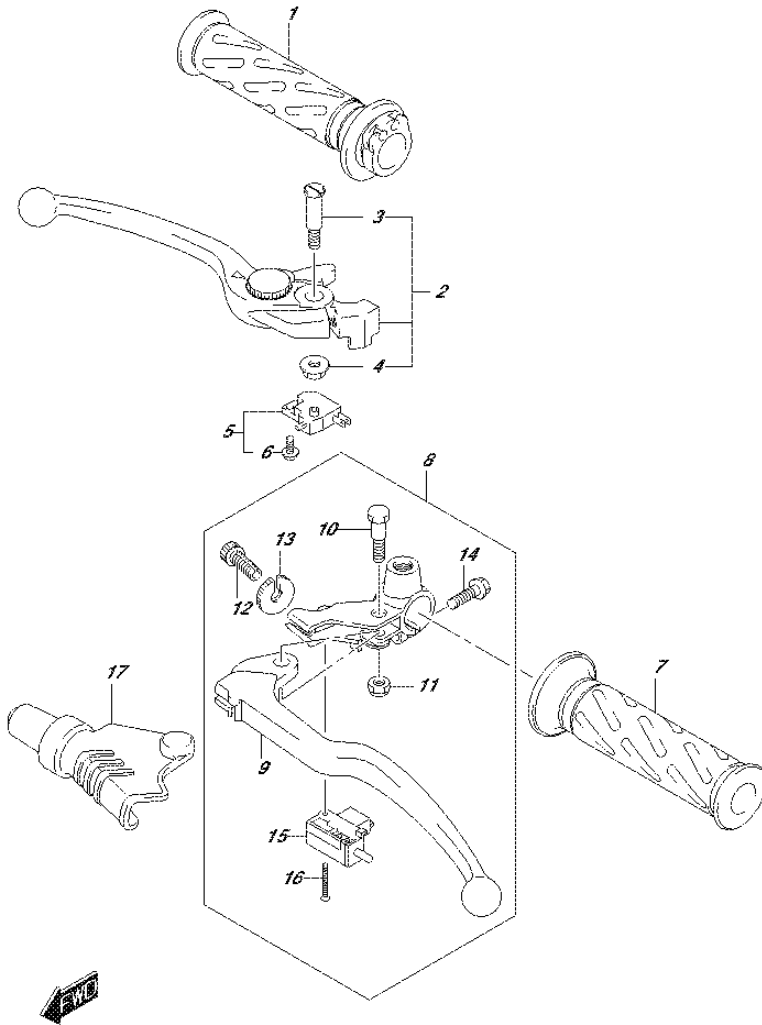


FIG.467A (1-F-10) HANDLE LEVER

REF NO.	PART NO.	DESCRIPTION	Q'TY	REMARKS
1	57110-29G02-291	GRIP, THROTTLE (BLACK)	1	
2	57300-44G12	LEVER ASSY, BRAKE	1	
3	57431-17H02	.BOLT, PIVOT	1	
4	08319-2106A	.NUT	1	
5	57460-14J01	SWITCH ASSY, STOP	1	
6	57465-17C00	.SCREW	1	
7	57211-22D02-291	GRIP LH (BLACK)	1	
8	57500-25D01	LEVER ASSY, CLUTCH	1	
9	57621-40F00	.LEVER ASSY, CLUTCH	1	
10	57431-45C01	.BOLT, PIVOT	1	
11	08319-2106A	.NUT	1	
12	57441-45C00	.ADJUSTER WIRE	1	
13	57442-45C00	.NUT, LOCK	1	
14	01547-0620B	.BOLT	1	
15	57560-05A00	.SWITCH, CLUTCH	1	
16	57562-41G01	.SCREW	1	
17	57661-33E00	COVER, CLUTCH LEVER	1	

FIG.474A

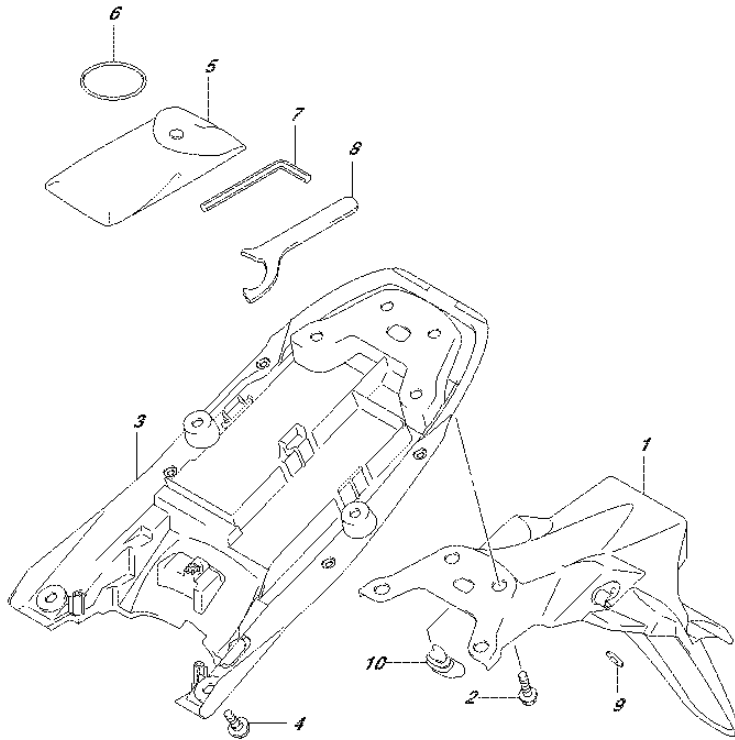


FIG.474A (1-F-11) REAR FENDER

REF NO.	PART NO.	DESCRIPTION	Q'TY	REMARKS
1	63112-18K00	FENDER, REAR REAR	1	
2	01550-0612A	BOLT	4	
3	63111-18K00	FENDER, REAR FRONT	1	
4	09111-06107	BOLT (6X12)	4	
5	09800-21058	TOOL ASSY	1	
6	09280-57003	O RING (D:3.5,ID:56.5)	1	
7	09816-00059	HEXAGON SPANNER, 5	1	
8	09822-00003	CLAMP, WRENCH	1	
9	09160-06077	WASHER (6.5X20X1.2)	2	
10	63118-18K00	CUSHION, REAR FENDER	1	



FIG.496A




FIG.496A (1-F-12) LABEL (SV650AL7 E02)

REF NO.	PART NO.	DESCRIPTION	Q'TY	REMARKS
1	68319-49J00	LABEL, WARNING (ENGLISH)	1	
2	68332-18K00	LABEL, TIRE INFORMATION	1	
3	99011-18K50-01A	MANUAL, OWNER'S (ENGLISH)	1	

FIG.496B




FIG.496B (1-F-13) LABEL (SV650AL7 E19)

REF NO.	PART NO.	DESCRIPTION	Q'TY	REMARKS
1-1	68319-49J00	LABEL, WARNING (ENGLISH)	1	
1-2	68319-49J20	LABEL, WARNING (GERMAN)	1	
1-3	68319-49J30	LABEL, WARNING (FRENCH)	1	
1-4	68319-02K40	LABEL, WARNING (ITALIAN)	1	
1-5	68319-49J50	LABEL, WARNING (SPANISH)	1	
1-6	68319-49J70	LABEL, WARNING (DUTCH)	1	
1-7	68319-49J80	LABEL, WARNING (PORTUGUESE)	1	
1-8	68319-02K90	LABEL, WARNING (SWEDISH)	1	
1-9	68319-49JA0	LABEL, WARNING (FINNISH)	1	
1-10	68319-49JB0	LABEL, WARNING (NORWEGIAN)	1	
1-11	68319-49JC0	LABEL, WARNING (DANISH)	1	
1-12	68319-49J40	LABEL, WARNING (ITALIAN)	1	
1-13	68319-49J90	LABEL, WARNING (SWEDISH)	1	
1-14	68319-49JP0	LABEL, WARNING (RUSSIAN)	1	
2	68332-18K00	LABEL, TIRE INFORMATION	1	
3	68386-14J00	LABEL, BRAKE INFORMATION	2	FOR RUSSIAN
4-1	99011-18K50-01A	MANUAL, OWNER'S (ENGLISH)	1	
4-2	99011-18K50-01F	MANUAL, OWNER'S (FRENCH)	1	
4-3	99011-18K50-01K	MANUAL, OWNER'S (GERMAN)	1	
4-4	99011-18K50-01W	MANUAL, OWNER'S (SWEDISH)	1	
4-5	99011-18K50-01E	MANUAL, OWNER'S (ITALIAN)	1	
4-6	99011-18K50-01H	MANUAL, OWNER'S (DUTCH)	1	
4-7	99011-18K50-029	MANUAL, OWNER'S (SPANISH)	1	
4-8	99011-18K50-01T	MANUAL, OWNER'S (DANISH)	1	
4-9	99011-18K50-070	MANUAL, OWNER'S (RUSSIAN)	1	

FIG.496C




FIG.496C (1-F-14) LABEL (SV650UAL7 E02)

REF NO.	PART NO.	DESCRIPTION	Q'TY	REMARKS
1	68319-49J00	LABEL, WARNING (ENGLISH)	1	
2	68332-18K00	LABEL, TIRE INFORMATION	1	
3	99011-18K50-01A	MANUAL, OWNER'S (ENGLISH)	1	

FIG.496D




FIG.496D (1-F-15) LABEL (SV650UAL7 E19)

REF NO.	PART NO.	DESCRIPTION	Q'TY	REMARKS
1-1	68319-49J00	LABEL, WARNING (ENGLISH)	1	
1-2	68319-49J20	LABEL, WARNING (GERMAN)	1	
1-3	68319-49J30	LABEL, WARNING (FRENCH)	1	
1-4	68319-02K40	LABEL, WARNING (ITALIAN)	1	
1-5	68319-49J50	LABEL, WARNING (SPANISH)	1	
1-6	68319-49J70	LABEL, WARNING (DUTCH)	1	
1-7	68319-49J80	LABEL, WARNING (PORTUGUESE)	1	
1-8	68319-02K90	LABEL, WARNING (SWEDISH)	1	
1-9	68319-49JA0	LABEL, WARNING (FINNISH)	1	
1-10	68319-49JB0	LABEL, WARNING (NORWEGIAN)	1	
1-11	68319-49JC0	LABEL, WARNING (DANISH)	1	
1-12	68319-49J40	LABEL, WARNING (ITALIAN)	1	
1-13	68319-49J90	LABEL, WARNING (SWEDISH)	1	
1-14	68319-49JP0	LABEL, WARNING (RUSSIAN)	1	
2	68332-18K00	LABEL, TIRE INFORMATION	1	
3	68386-14J00	LABEL, BRAKE INFORMATION	2	FOR RUSSIAN
4-1	99011-18K50-01A	MANUAL, OWNER'S (ENGLISH)	1	
4-2	99011-18K50-01F	MANUAL, OWNER'S (FRENCH)	1	
4-3	99011-18K50-01K	MANUAL, OWNER'S (GERMAN)	1	
4-4	99011-18K50-01W	MANUAL, OWNER'S (SWEDISH)	1	
4-5	99011-18K50-01E	MANUAL, OWNER'S (ITALIAN)	1	
4-6	99011-18K50-01H	MANUAL, OWNER'S (DUTCH)	1	
4-7	99011-18K50-029	MANUAL, OWNER'S (SPANISH)	1	
4-8	99011-18K50-01T	MANUAL, OWNER'S (DANISH)	1	
4-9	99011-18K50-070	MANUAL, OWNER'S (RUSSIAN)	1	

FIG.505A

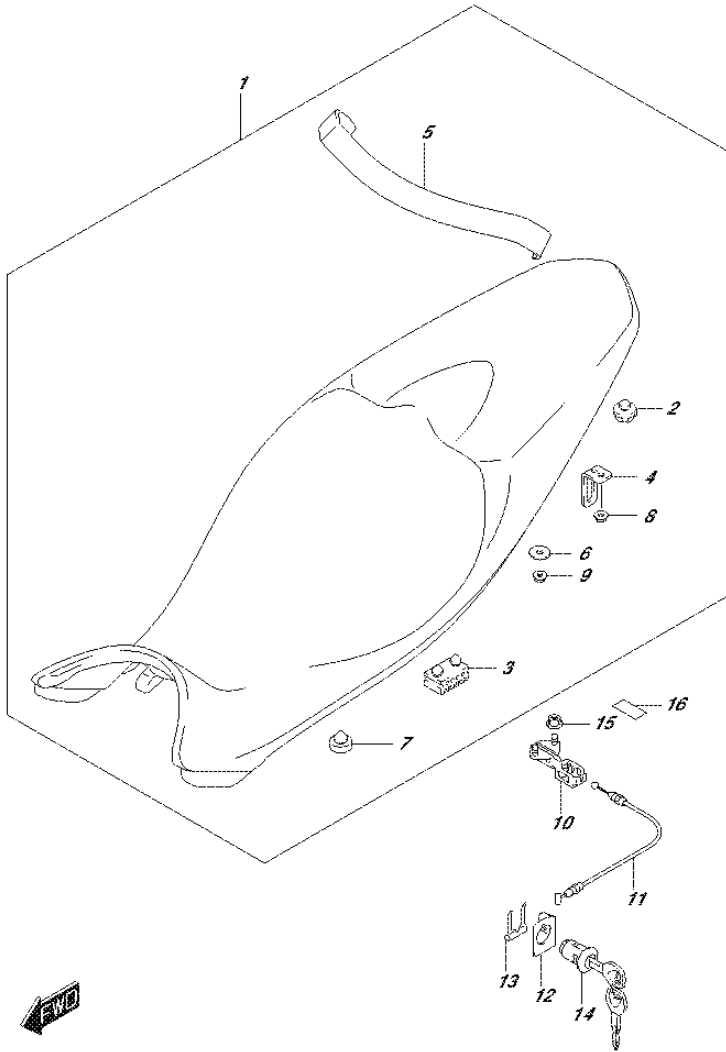


FIG.505A (1-G-2) SEAT

REF NO.	PART NO.	DESCRIPTION	Q'TY	REMARKS
1	45100-18K00-BBC	SEAT ASSY (BLACK)	1	
2	45148-20G90	.CUSHION, SEAT MOUNT REAR	2	
3	45149-31300	.CUSHION, SEAT MOUNT CENTER	2	
4	45212-18K00	.STRIKER, SEAT LOCK	1	
5	45380-18K00-P3H	.BAND, SEAT GRIP (BLACK)	1	
6	09160-06088	.WASHER (6.5X20X1.6)	2	
7	09321-10012	.CUSHION	4	
8	08316-1006A	.NUT	1	
9	08316-1006A	.NUT	2	
10	45220-04K20	BRACKET, SEAT SUPPORT	1	
11	45280-18K00	CABLE, SEAT LOCK	1	
12	45288-14F00	GUIDE, SEAT LOCK CABLE	1	
13	45289-11F00	PLATE, SEAT LOCK ASSY	1	
14	95700-14F00	LOCK ASSY, SEAT	1	
15	08316-1006A	NUT	2	
16	94432-19F00	TAPE, SEAT RAIL	2	

FIG.521A

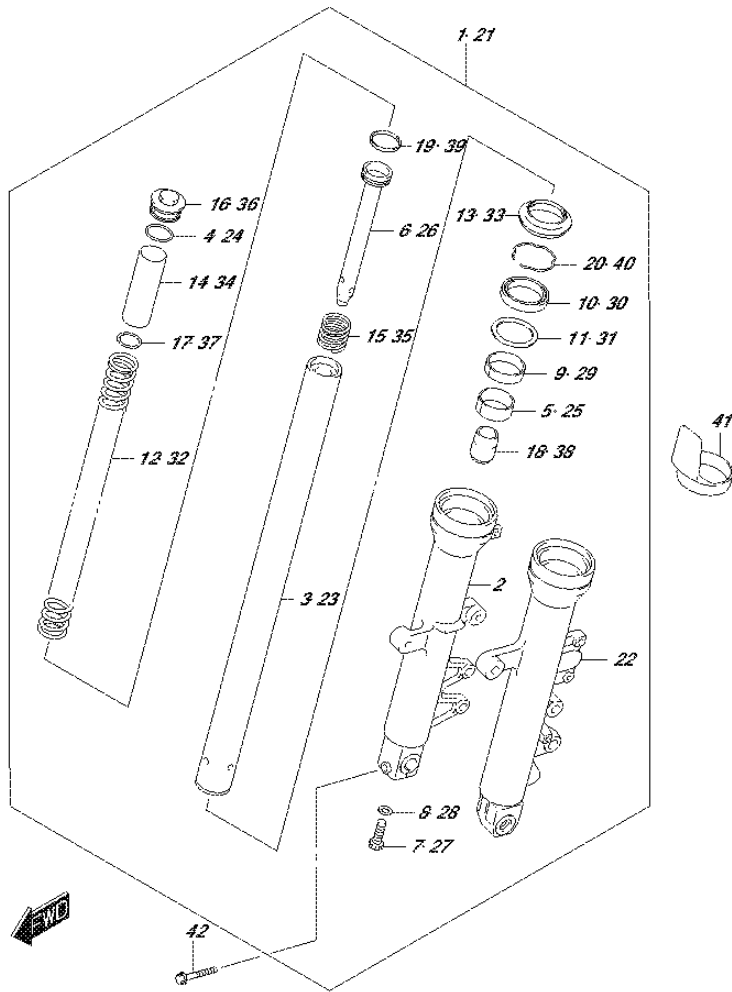


FIG.521A (1-G-3) FRONT FORK DAMPER

REF NO.	PART NO.	DESCRIPTION	Q'TY	REMARKS
1	51103-44HA0-291	DAMPER ASSY, FRONT FORK RH (BLACK)	1	
2	51130-44HA0-291	.TUBE, OUTER RH (BLACK)	1	
3	51110-44H00	.TUBE, INNER	1	
4	51117-12C00	.O RING	1	
5	51121-44H00	.BUSH, SLIDE	1	
6	51146-17G20	.CYLINDER	1	
7	51147-48130	.BOLT, 8X27	1	
8	51148-31030	.GASKET	1	
9	51152-01H10	.BUSH, GUIDE	1	
10	51153-01H10	.OIL SEAL	1	
11	51168-17G80	.SPACER, SEAL	1	
12	51171-44HA0	.SPRING, FRONT	1	
13	51173-01H00	.SEAL, DUST	1	
14	51176-19C10	.COLLAR, SPRING	1	
15	51177-17G50	.SPRING, REBOUND	1	
16	51189-47D50	.BOLT, FORK	1	
17	51192-19C00	.JOINT, SPRING	1	
18	51195-48B31	.PIECE, OIL LOCK	1	
19	51196-12C00	.RING, PISTON	1	
20	51556-38B00	.RING, STOPPER	1	

FIG.521A

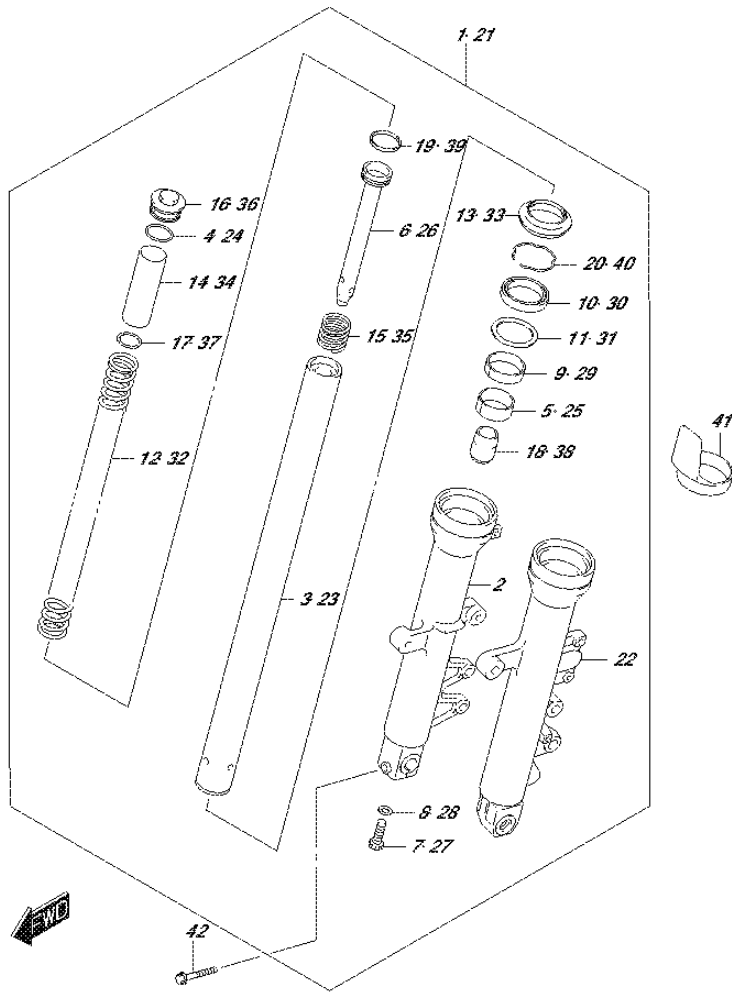
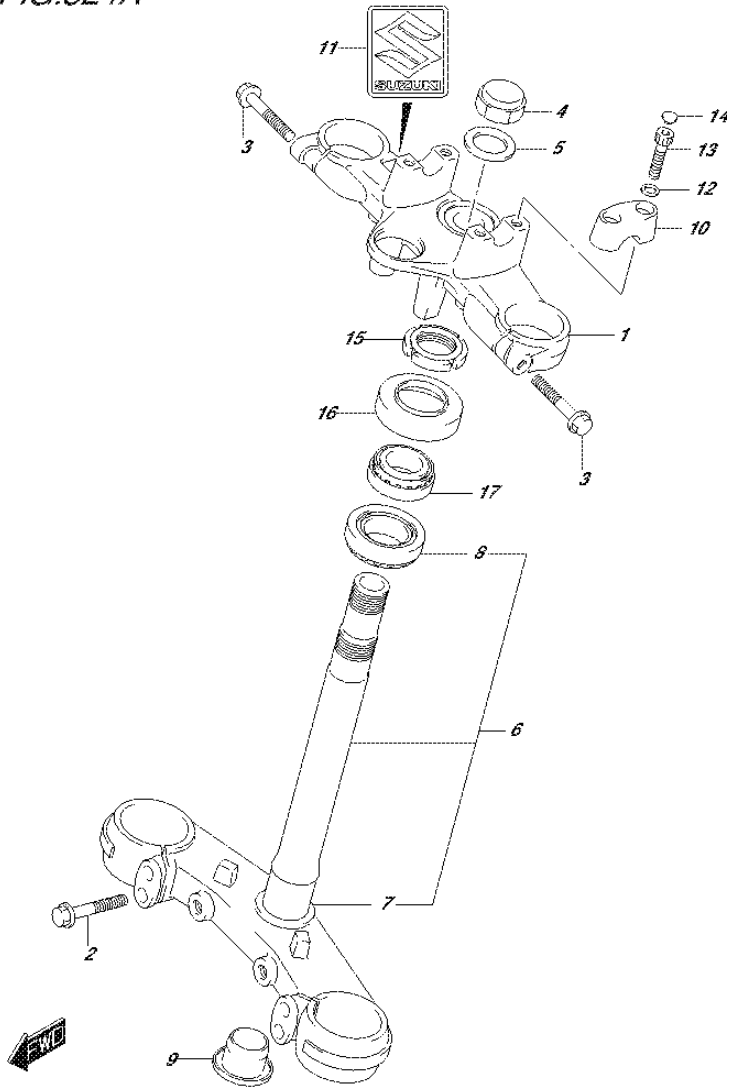


FIG.521A (1-G-4) FRONT FORK DAMPER

REF NO.	PART NO.	DESCRIPTION	Q'TY	REMARKS
21	51104-44HA0-291	DAMPER ASSY, FRONT FORK LH (BLACK)	1	
22	51140-44HA0-291	.TUBE, OUTER LH (BLACK)	1	
23	51110-44H00	.TUBE, INNER	1	
24	51117-12C00	.O RING	1	
25	51121-44H00	.BUSH, SLIDE	1	
26	51146-17G20	.CYLINDER	1	
27	51147-48130	.BOLT	1	
28	51148-31030	.GASKET	1	
29	51152-01H10	.BUSH, GUIDE	1	
30	51153-01H10	.OIL SEAL	1	
31	51168-17G80	.SPACER, SEAL	1	
32	51171-44HA0	.SPRING, FRONT	1	
33	51173-01H00	.SEAL, DUST	1	
34	51176-19C10	.COLLAR, SPRING	1	
35	51177-17G50	.SPRING, REBOUND	1	
36	51189-47D50	.BOLT, FORK	1	
37	51192-19C00	.JOINT, SPRING	1	
38	51195-48B31	.PIECE, OIL LOCK	1	
39	51196-12C00	.RING, PISTON	1	
40	51556-38B00	.RING, STOPPER	1	
41	51201-32F00	PROTECTOR	2	
42	51166-01H10	BOLT	1	RH

FIG.524A



SV650AL7_E02_324A
STEERING STEM

FIG.524A (1-G-5) STEERING STEM

REF NO.	PART NO.	DESCRIPTION	Q'TY	REMARKS
1	51311-44H00-291	HEAD, STEERING STEM (BLACK)	1	
2	51328-44H00	BOLT	4	
3	51328-44H00	BOLT	2	
4	51353-38A01	NUT, CAP	1	
5	51356-24B01	WASHER	1	
6	51410-44HA0-291	BRACKET, UNDER (BLACK)	1	
7	51644-12C00	.SEAL, STEERING LOWER	1	
8	09265-30020	.BEARING (30X55X17)	1	
9	51482-44H00	CAP	1	
10	56211-44H00-291	HOLDER, HANDLE (BLACK)	2	
11	68281-47HA0	EMBLEM, "S"	1	
12	09164-08015	WASHER	4	
13	07130-0825B	BOLT	4	
14	09250-06008	CAP (OD:10)	4	
15	51631-31F10	NUT, STEERING STEM	1	
16	51643-40502	SEAL, STEERING UPPER DUST	1	
17	09265-25038	BEARING (25X47X15)	1	

SV650AL7_E02

FIG.530A

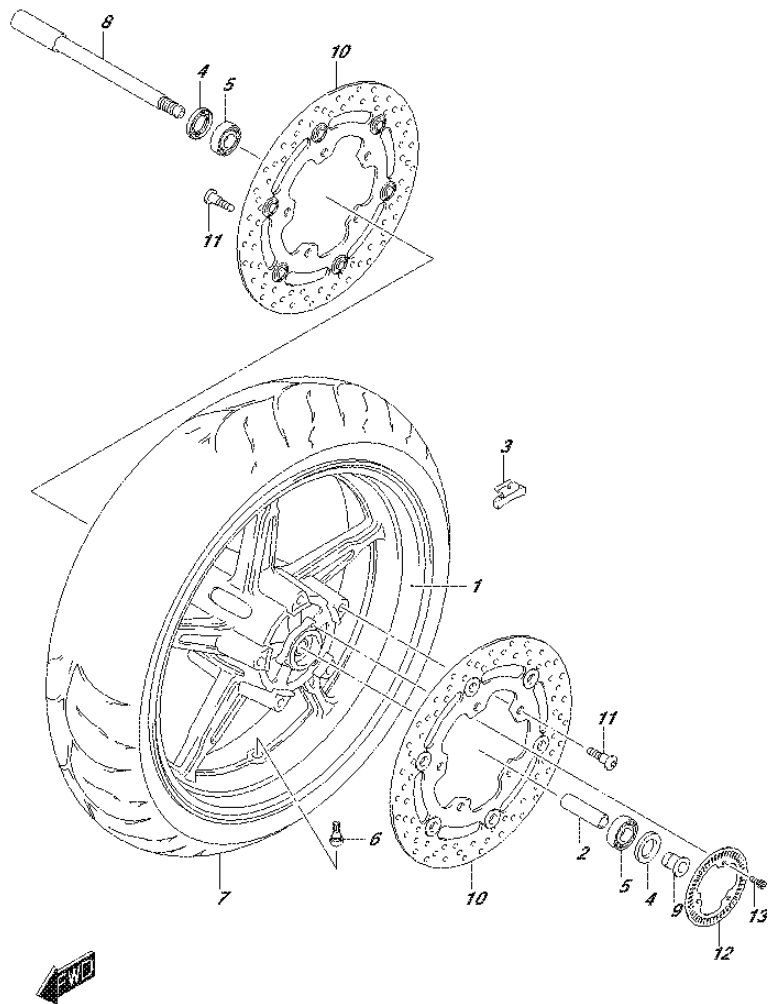
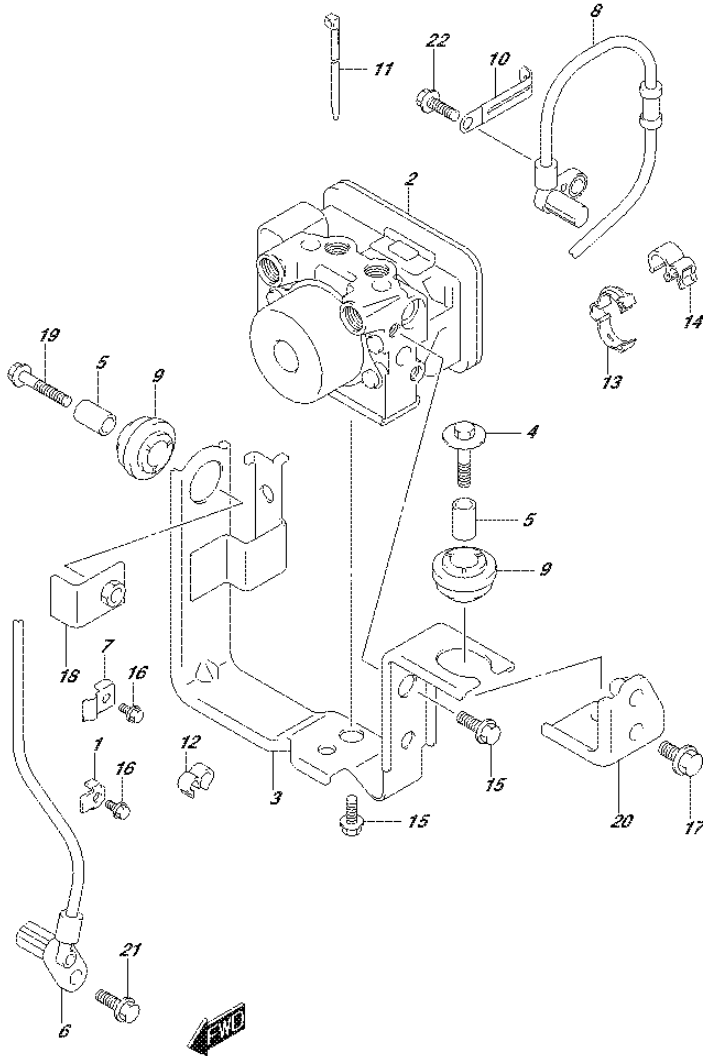


FIG.530A (1-G-6) FRONT WHEEL

REF NO.	PART NO.	DESCRIPTION	Q'TY	REMARKS
1-1	54111-18K00-PLY	WHEEL, FRONT (17M/CXMT3.50) (BLUE)	1	FOR YWW
1-2	54111-18K00-019	WHEEL, FRONT (17M/CXMT3.50) (BLACK)	1	FOR YKV,YSF,YVZ
2	54731-44H00	SPACER, FRONT HUB BEARING	1	
3-1	55411-22H00	BALANCER, WHEEL NO.1	1	10G
3-2	55412-22H00	BALANCER, WHEEL NO.2	1	20G
3-3	55413-22H00	BALANCER, WHEEL NO.3	1	30G
4	09285-22004	OIL SEAL (22X40X7)	2	
5	08133-62037	BEARING	2	
6	43130-24A00	VALVE ASSY, WHEEL RIM (TR412)	1	
7	55110-44H01	TIRE, FRONT 120/70ZR17M/C (58W)	1	Qualifier J DUNLOP
8	54711-08F00	AXLE, FRONT	1	
9	54751-44H00	SPACER, FRONT AXLE LH	1	
10	59210-38G10	DISC, FRONT BRAKE	2	
11	09106-08160	BOLT (8X21)	10	
12	54162-44H00	RING, SPEED SENSOR	1	
13	07130-0512A	BOLT	3	

FIG.533A



SV650AL7_E02_303A
HYDRAULIC UNIT

FIG.533A (1-G-7) HYDRAULIC UNIT

REF NO.	PART NO.	DESCRIPTION	Q'TY	REMARKS
1	34938-14F00	GUIDE, ABS SENSOR LEAD	1	
2	55610-18K00	UNIT ASSY, HYDRAULIC ABS	1	
3	55660-18K00	HOLDER, HYDR UNIT	1	
4	09116-06510	BOLT	1	
5	55662-10G00	SPACER, HYDR UNIT MTG	2	
6	55710-18K00	SENSOR, FR WHEEL SPEED	1	
7	55733-44H00	CLAMP, SENSOR LEAD FR NO.3	1	
8	65710-18K00	SENSOR, RR WHEEL ABS	1	
9	09320-10066	RUBBER	2	
10	09404-06429	CLAMP (L:45)	1	
11	09407-14407	CLAMP (L:145)	1	
12	09408-00101	CLIP	2	
13	09408-00259	CLAMP	1	
14	09408-00266	CLAMP	7	
15	01547-0612B	BOLT	2	
16	01547-0612A	BOLT	2	
17	01550-0612B	BOLT	2	
18	55680-18K00	NUT, RUBBER UNIT MTG	1	
19	01547-0630B	BOLT	1	
20	55670-18K00	BRACKET, ABS UNIT HOLDER	1	
21	01547-0616B	BOLT	1	
22	01547-0616A	BOLT	1	

SV650AL7_E02

FIG.535A

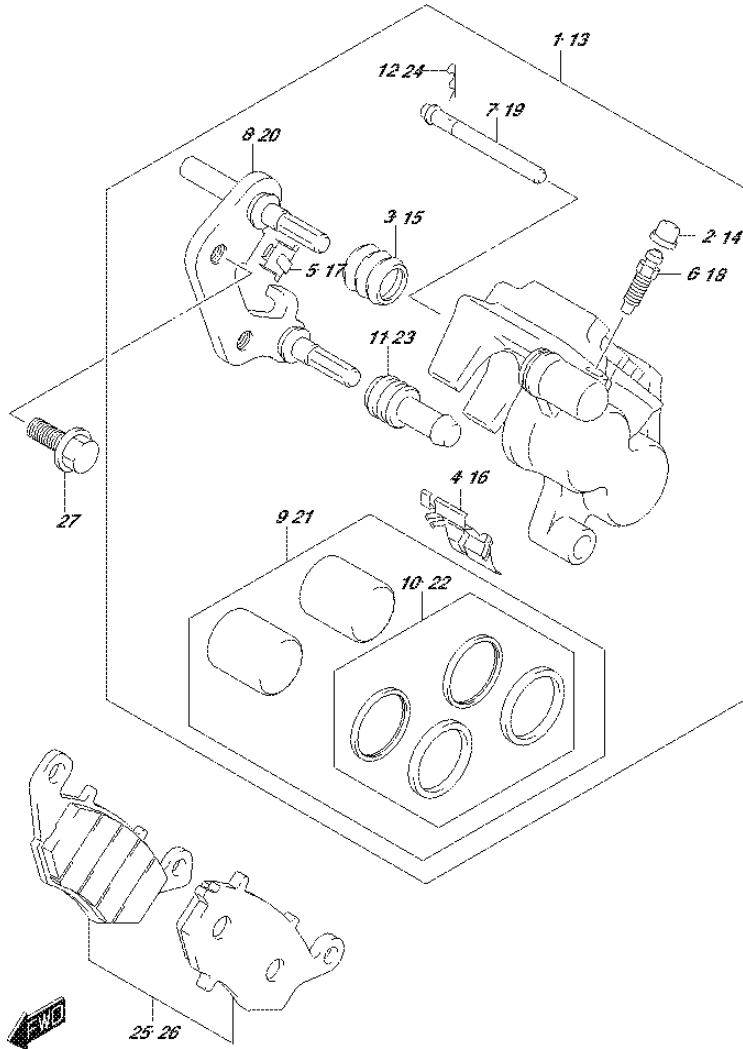
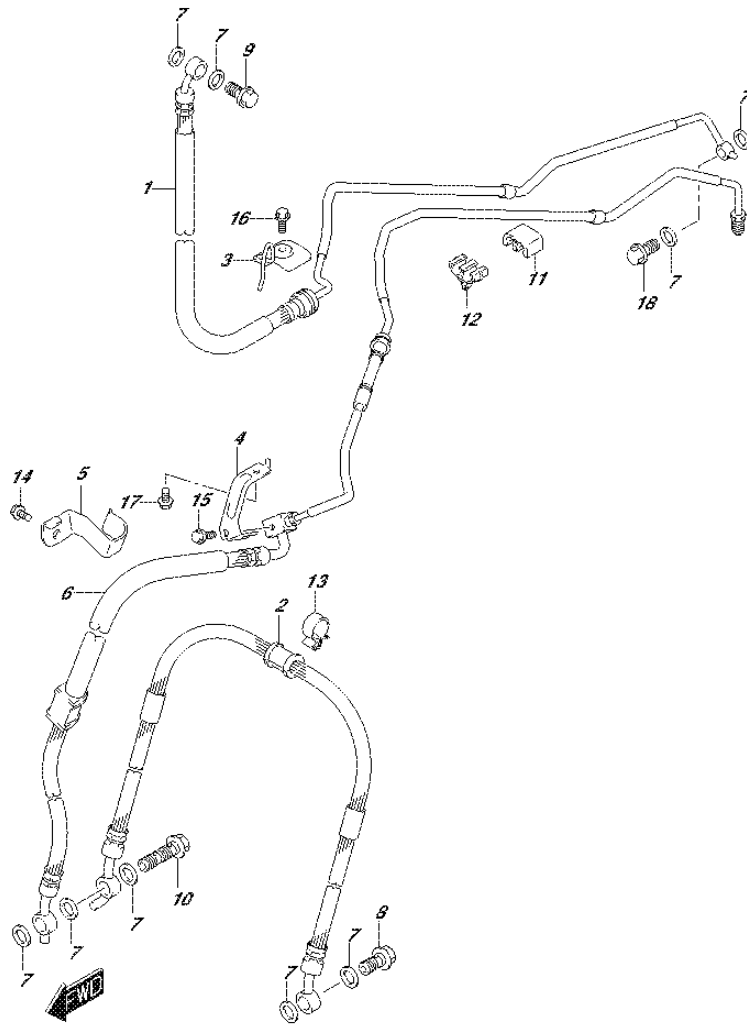


FIG.535A (1-G-8) FRONT CALIPER

REF NO.	PART NO.	DESCRIPTION	Q'TY	REMARKS
1	59100-33DJ0-999	CALIPER ASSY, FRONT RH	1	
2	55156-66310	.CAP, BLEEDER PLUG	1	
3	59112-44B00	.BOOT, AXLE	1	
4	59115-33D00	.SPRING, PAD RH	1	
5	59116-33D00	.GUIDE, PAD	1	
6	59121-18410	.BLEEDER	1	
7	59141-44B01	.PIN, PAD	1	
8	59150-33D01	.CARRIER, CALIPER RH	1	
9	59300-01820	.PISTON SET	1	
10	59100-04851	..SEAL SET, PISTON	1	
11	59313-36500	.INSULATOR, AXLE	1	
12	69142-45000	.CLIP, PAD PIN	1	
13	59300-33DJ0-999	CALIPER ASSY, FRONT LH	1	
14	55156-66310	.CAP, BLEEDER PLUG	1	
15	59112-44B00	.BOOT, AXLE	1	
16	59315-33D00	.SPRING, PAD LH	1	
17	59116-33D00	.GUIDE, PAD	1	
18	59121-18410	.BLEEDER	1	
19	59141-44B01	.PIN, PAD	1	
20	59350-33D01	.CARRIER, CALIPER LH	1	
21	59300-01820	.PISTON SET	1	
22	59100-04851	..SEAL SET, PISTON	1	
23	59313-36500	.INSULATOR, AXLE	1	
24	69142-45000	.CLIP, PAD PIN	1	
25	59101-33880	PAD SET RH	1	
26	59302-33890	PAD SET LH	1	
27	01550-1025A	BOLT	4	

FIG.536A



SV650AL7_E02_306A
FRONT BRAKE HOSE

FIG.536A (1-G-9) FRONT BRAKE HOSE

REF NO.	PART NO.	DESCRIPTION	Q'TY	REMARKS
1	59200-18K00	HOSE ASSY, FR MASTER TO UNIT	1	
2	59240-18K00	HOSE, FR CLPR TO CLPR	1	
3	59251-18K00	CLAMP, FR BK HOSE ASSY NO.1	1	
4	59261-18K00	CLAMP, FR BK HOSE ASSY NO.2	1	
5	59263-44H10	CLAMP, FR BRAKE HOSE NO.2	1	
6	59400-18K00	HOSE ASSY, UNIT TO FR CLPR	1	
7	09161-10009	WASHER (10X15X1.5)	9	
8	09360-10062	UNION	1	
9	09360-10062	UNION	1	
10	09360-10064	UNION	1	
11	09403-06324	CLAMP	2	
12	09403-07334	CLAMP	2	
13	09403-16412	CLAMP	1	
14	01547-0612A	BOLT	1	
15	01547-0616A	BOLT	1	
16	01547-0616A	BOLT	1	
17	01550-0612A	BOLT	1	
18	09360-10062	UNION	1	

SV650AL7_E02

FIG.537A

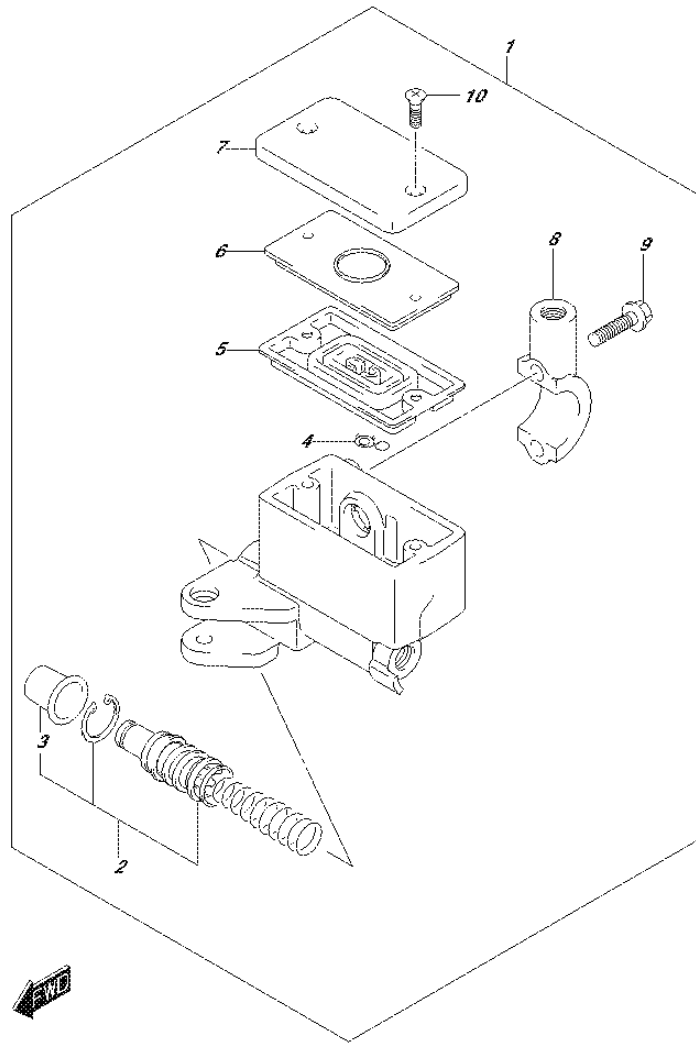


FIG.537A (1-G-10) FRONT MASTER CYLINDER

REF NO.	PART NO.	DESCRIPTION	Q'TY	REMARKS
1	59600-10G30	CYLINDER ASSY, FRONT MASTER	1	
2	59600-45870	.PISTON & CUP SET	1	
3	59666-44300	.BOOT	1	
4	59664-32F00	.PROTECTOR	1	
5	59667-49460	.DIAPHRAGM	1	
6	59668-41C00	.PLATE, DIAPHRAGM	1	
7	59669-10G00	.CAP	1	
8	59671-32F00	.HOLDER	1	
9	59675-02FA0	.BOLT (6X22)	2	
10	69689-49300	.SCREW, RESERVOIR CAP	2	

FIG.541A

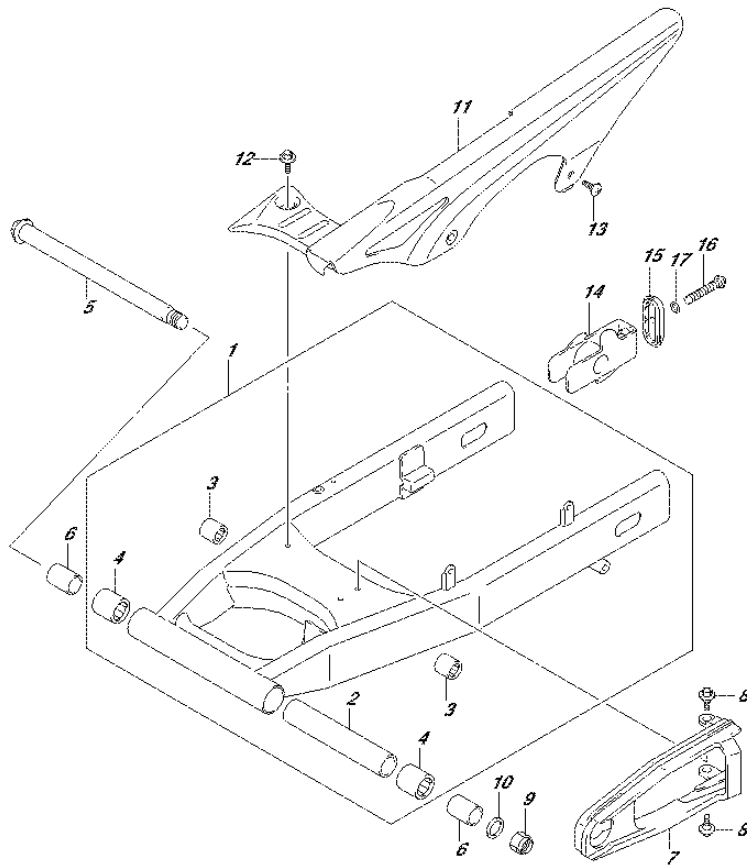


FIG.541A (1-G-11) REAR SWINGARM

REF NO.	PART NO.	DESCRIPTION	Q'TY	REMARKS
1	61000-44H10-YAP	SWINGARM ASSY, REAR (BLACK)	1	
2	61282-17C00	.SPACER, RR SWGARM PIVOT	1	
3	09263-17037	.BEARING (17X24X25)	2	
4	09263-25059	.BEARING (25X33X35)	2	
5	61211-31E00	SHAFT, RR SWGARM PIVOT	1	
6	61251-21E00	SPACER, RR SWGARM PIVOT	2	
7	61273-44H00	BUFFER, CHAIN TOUCH DEFENSE	1	
8	09111-06072	BOLT (6X17.8)	2	
9	09159-18007	NUT	1	
10	09160-18030	WASHER (18.5X28X2.6)	1	
11	61310-44H00	CASE, CHAIN	1	
12	09111-06107	BOLT (6X12)	2	
13	09139-06165	SCREW (6X16)	2	
14	61410-44H00	ADJUSTER, CHAIN	2	
15	61421-44H00-13L	PLATE, ADJUSTER GUIDE (SILVER)	2	
16	09106-08119	BOLT (8X50)	2	
17	09164-08015	WASHER	2	

FIG.543A

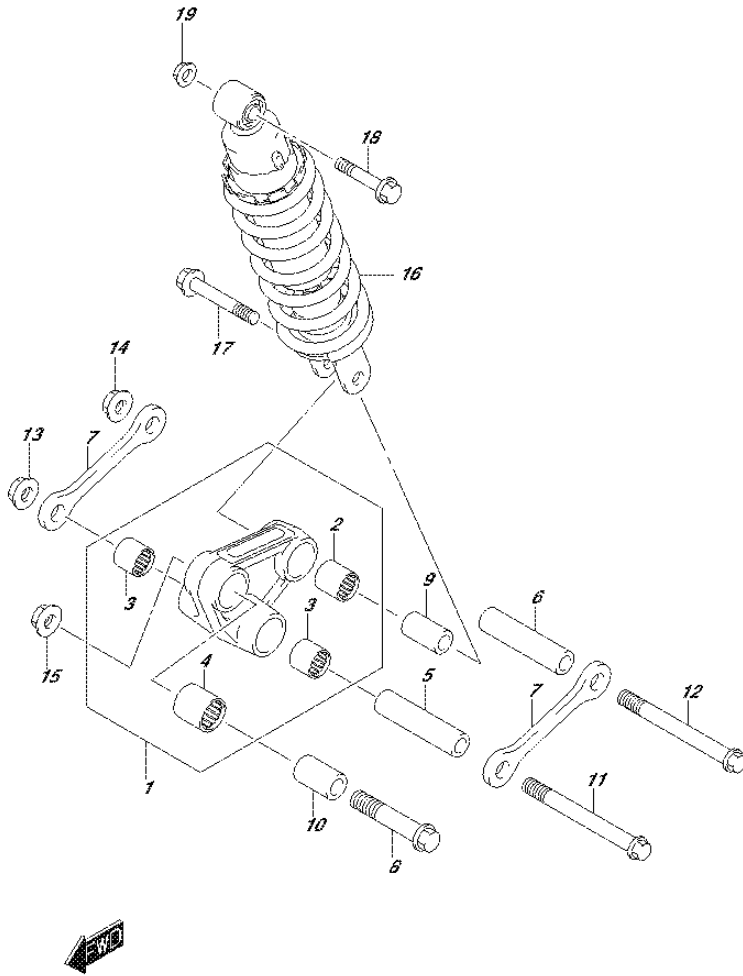
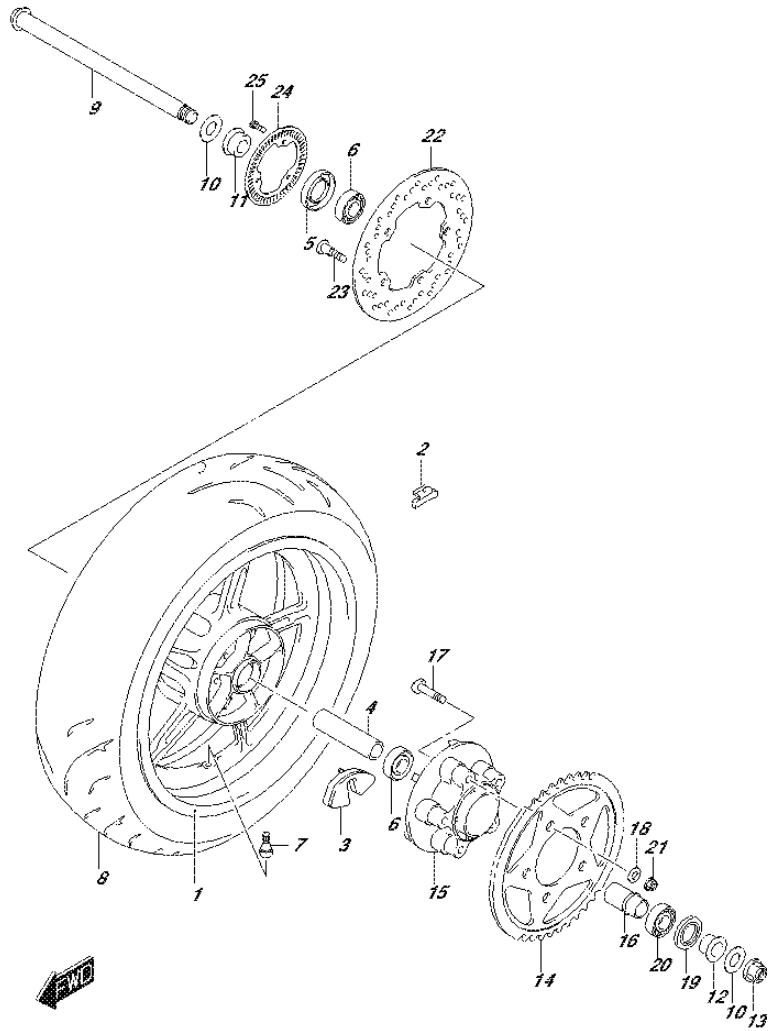


FIG.543A (1-G-12) REAR CUSHION LEVER

REF NO.	PART NO.	DESCRIPTION	Q'TY	REMARKS
1	62600-44880	LEVER SET, REAR CUSHION	1	
2	09263-17034	.BEARING (17X24X26)	1	
3	09263-17037	.BEARING (17X24X25)	2	
4	09263-20073	.BEARING (20X27X30)	1	
5	62626-17G00	SPACER, RR CUSHION LEVER	1	
6	62626-17G00	SPACER, RR CUSHION ROD	1	
7	62641-44H00	ROD, RR CUSHION LEVER	2	
8	62668-42A02	BOLT, RR CUSHION LEVER FR	1	
9	62684-40A10	SPACER, RR CUSHION LEVER RR	1	
10	62684-12C00	SPACER, RR CUSHION LEVER FR	1	
11	09103-12034	BOLT (12X96)	1	
12	09103-12034	BOLT (12X96)	1	
13	09159-12056	NUT	1	
14	09159-12056	NUT	1	
15	09159-12056	NUT	1	
16	62100-44HA0-019	ABSORBER, REAR SHOCK (BLACK)	1	
17	09103-10126	BOLT (10X48)	1	LOWER
18	09103-10213	BOLT (10X52)	1	UPPER
19	09159-10115	NUT	1	

FIG.550A



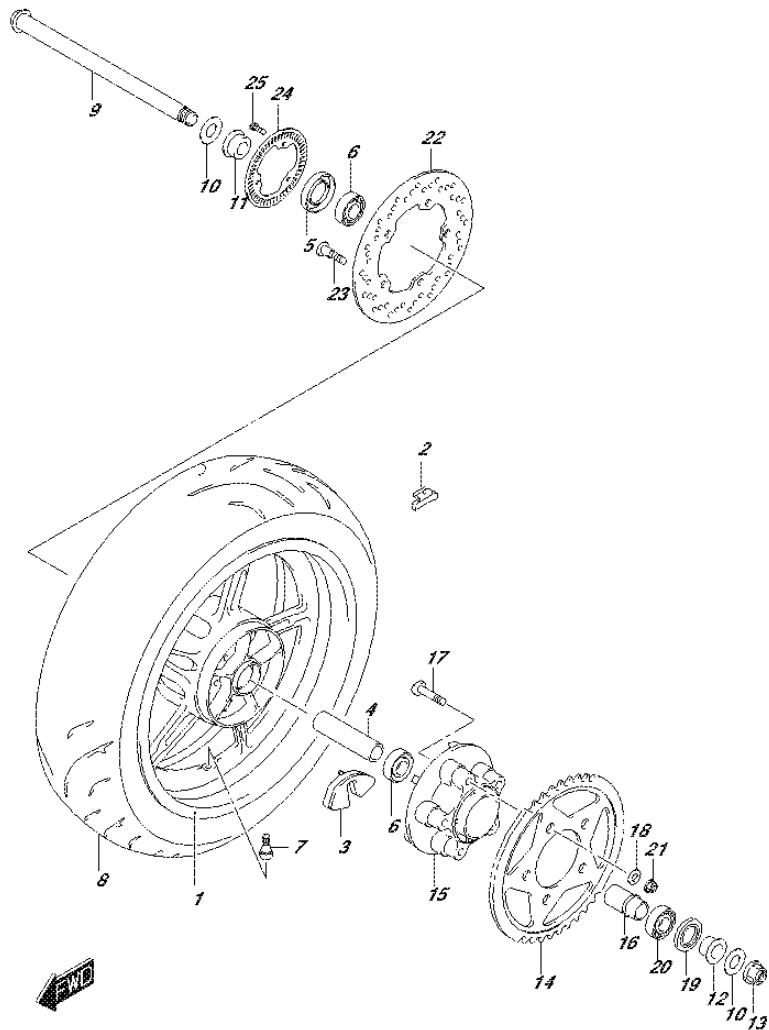
SV650AL7_E02_350A
REAR WHEEL

FIG.550A (1-G-13) REAR WHEEL (SV650AL7 E02)

REF NO.	PART NO.	DESCRIPTION	Q'TY	REMARKS
1-1	64111-44H11-PLY	WHEEL, REAR (17M/CXMT5.0) (BLUE)	1	FOR YWW
1-2	64111-44H11-019	WHEEL, REAR (17M/CXMT5.0) (BLACK)	1	FOR YKV,YSF,YVZ
2-1	55411-22H00	BALANCER, WHEEL NO.1	1	10G
2-2	55412-22H00	BALANCER, WHEEL NO.2	1	20G
2-3	55413-22H00	BALANCER, WHEEL NO.3	1	30G
3	64651-27A01	ABSORBER, REAR HUB SHOCK	5	
4	09180-20062	SPACER (20.5X28X88)	1	
5	09285-28001	OIL SEAL (28X47X7)	1	
6	08123-62047	BEARING	2	
7	43130-24A00	VALVE ASSY, WHEEL RIM (TR412)	1	
8	65110-44H01	TIRE, REAR 160/60ZR17M/C (69W)	1	Qualifier J DUNLOP
9	64711-17E40	AXLE, REAR	1	
10	64723-44H00	WASHER, REAR AXLE	2	
11	64741-22D00	SPACER, REAR AXLE RH	1	
12	64751-44H00	SPACER, REAR AXLE LH	1	
13	09159-20013	NUT	1	
14	64511-44H20	SPROCKET, REAR (NT:46)	1	
15	64611-19F10	DRUM, REAR SPROCKET MTG	1	
16	64733-27A00	RETAINER, RR HUB BEARING	1	
17	09119-10043	BOLT (10X47)	5	
18	09160-10039	WASHER (10.5X22X2.3)	5	
19	09285-35001	OIL SEAL (35X62X8)	1	
20	09262-25073	BEARING (25X62X17)	1	
21	08319-3110A	NUT	5	
22	69211-38G00	DISC, REAR BRAKE	1	
23	09106-08160	BOLT (8X21)	5	
24	54162-44H00	RING, SPEED SENSOR (50T)	1	
25	07130-0512A	BOLT	3	

SV650AL7_E02

FIG.550B



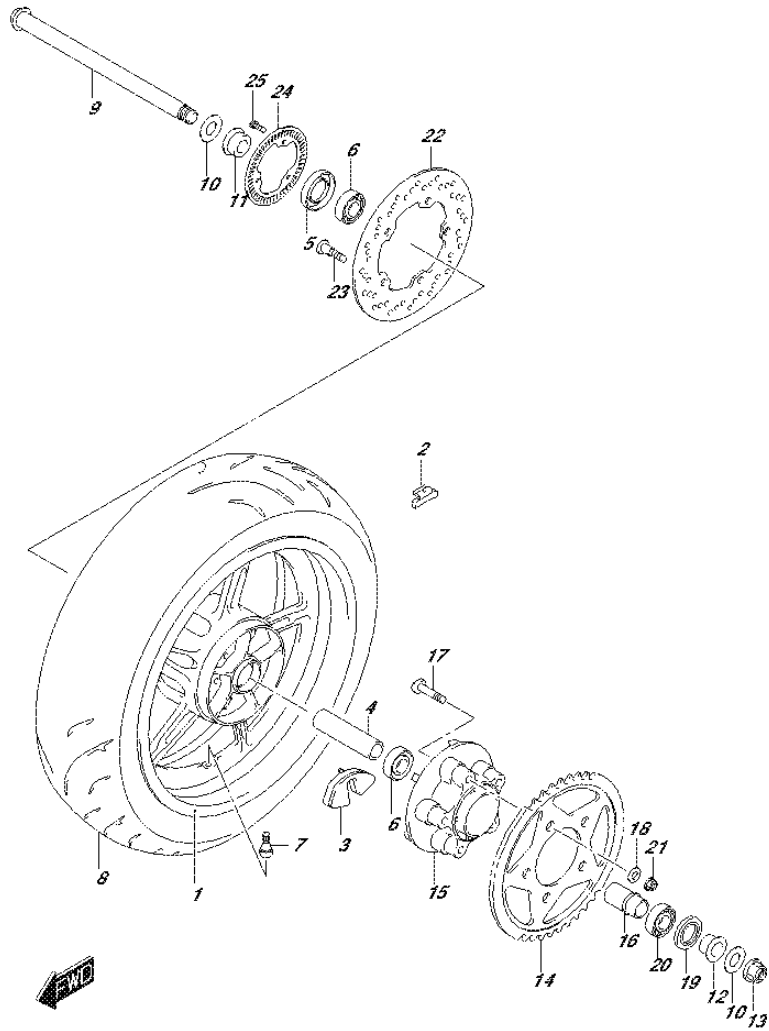
SV650AL7_E02_350B
REAR WHEEL

FIG.550B (1-G-14) REAR WHEEL (SV650AL7 E19)

REF NO.	PART NO.	DESCRIPTION	Q'TY	REMARKS
1-1	64111-44H11-PLY	WHEEL, REAR (17M/CXMT5.0) (BLUE)	1	FOR YWW
1-2	64111-44H11-019	WHEEL, REAR (17M/CXMT5.0) (BLACK)	1	FOR YKV,YSF,YVZ
2-1	55411-22H00	BALANCER, WHEEL NO.1	1	10G
2-2	55412-22H00	BALANCER, WHEEL NO.2	1	20G
2-3	55413-22H00	BALANCER, WHEEL NO.3	1	30G
3	64651-27A01	ABSORBER, REAR HUB SHOCK	5	
4	09180-20062	SPACER (20.5X28X88)	1	
5	09285-28001	OIL SEAL (28X47X7)	1	
6	08123-62047	BEARING	2	
7	43130-24A00	VALVE ASSY, WHEEL RIM (TR412)	1	
8	65110-44H01	TIRE, REAR 160/60ZR17M/C (69W)	1	Qualifier J DUNLOP
9	64711-17E40	AXLE, REAR	1	
10	64723-44H00	WASHER, REAR AXLE	2	
11	64741-22D00	SPACER, REAR AXLE RH	1	
12	64751-44H00	SPACER, REAR AXLE LH	1	
13	09159-20013	NUT	1	
14	64511-44H20	SPROCKET, REAR (NT:46)	1	
15	64611-19F10	DRUM, REAR SPROCKET MTG	1	
16	64733-27A00	RETAINER, RR HUB BEARING	1	
17	09119-10043	BOLT (10X47)	5	
18	09160-10039	WASHER (10.5X22X2.3)	5	
19	09285-35001	OIL SEAL (35X62X8)	1	
20	09262-25073	BEARING (25X62X17)	1	
21	08319-3110A	NUT	5	
22	69211-38G00	DISC, REAR BRAKE	1	
23	09106-08160	BOLT (8X21)	5	
24	54162-44H00	RING, SPEED SENSOR (50T)	1	
25	07130-0512A	BOLT	3	

SV650AL7_E02

FIG.550C



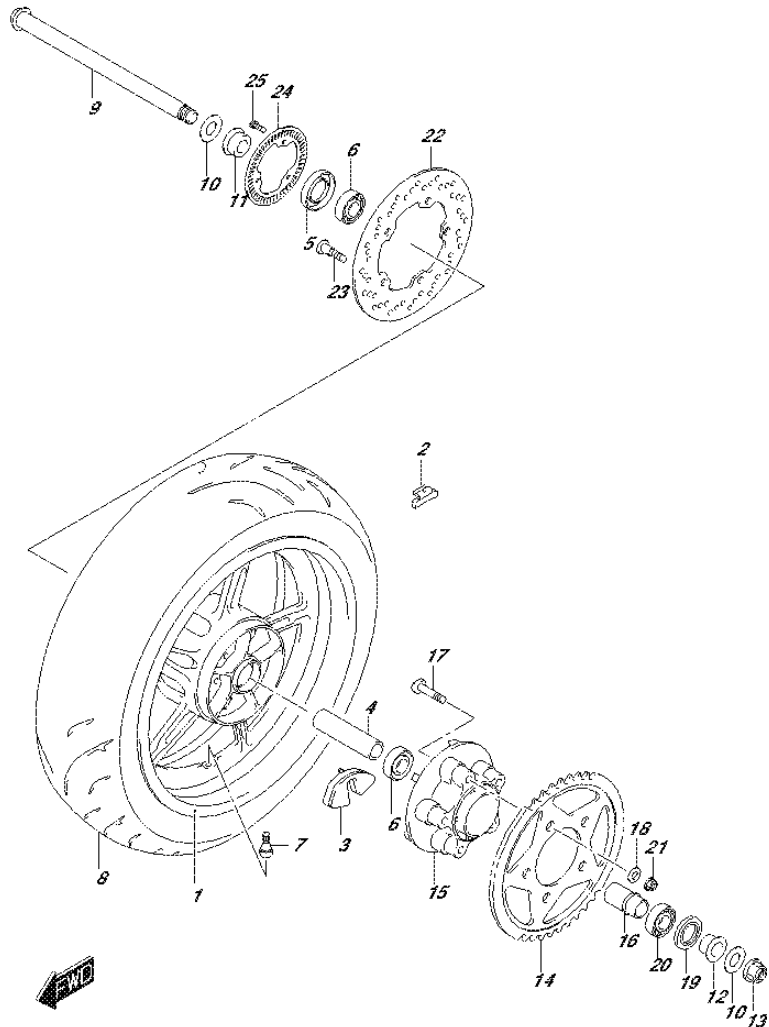
SV650AL7_E02_350C
REAR WHEEL

FIG.550C (1-G-15) REAR WHEEL (SV650UAL7 E02)

REF NO.	PART NO.	DESCRIPTION	Q'TY	REMARKS
1-1	64111-44H11-PLY	WHEEL, REAR (17M/CXMT5.0) (BLUE)	1	FOR YWW
1-2	64111-44H11-019	WHEEL, REAR (17M/CXMT5.0) (BLACK)	1	FOR YKV,YSF,YVZ
2-1	55411-22H00	BALANCER, WHEEL NO.1	1	10G
2-2	55412-22H00	BALANCER, WHEEL NO.2	1	20G
2-3	55413-22H00	BALANCER, WHEEL NO.3	1	30G
3	64651-27A01	ABSORBER, REAR HUB SHOCK	5	
4	09180-20062	SPACER (20.5X28X88)	1	
5	09285-28001	OIL SEAL (28X47X7)	1	
6	08123-62047	BEARING	2	
7	43130-24A00	VALVE ASSY, WHEEL RIM (TR412)	1	
8	65110-44H01	TIRE, REAR 160/60ZR17M/C (69W)	1	Qualifier J DUNLOP
9	64711-17E40	AXLE, REAR	1	
10	64723-44H00	WASHER, REAR AXLE	2	
11	64741-22D00	SPACER, REAR AXLE RH	1	
12	64751-44H00	SPACER, REAR AXLE LH	1	
13	09159-20013	NUT	1	
14	64511-44H20	SPROCKET, REAR (NT:46)	1	
15	64611-19F10	DRUM, REAR SPROCKET MTG	1	
16	64733-27A00	RETAINER, RR HUB BEARING	1	
17	09119-10043	BOLT (10X47)	5	
18	09160-10039	WASHER (10.5X22X2.3)	5	
19	09285-35001	OIL SEAL (35X62X8)	1	
20	09262-25073	BEARING (25X62X17)	1	
21	08319-3110A	NUT	5	
22	69211-38G00	DISC, REAR BRAKE	1	
23	09106-08160	BOLT (8X21)	5	
24	54162-44H00	RING, SPEED SENSOR (50T)	1	
25	07130-0512A	BOLT	3	

SV650AL7_E02

FIG.550D



SV650AL7_E02_350D
REAR WHEEL

FIG.550D (1-H-2) REAR WHEEL (SV650UAL7 E19)

REF NO.	PART NO.	DESCRIPTION	Q'TY	REMARKS
1-1	64111-44H11-PLY	WHEEL, REAR (17M/CXMT5.0) (BLUE)	1	FOR YWW
1-2	64111-44H11-019	WHEEL, REAR (17M/CXMT5.0) (BLACK)	1	FOR YKV,YSF,YVZ
2-1	55411-22H00	BALANCER, WHEEL NO.1	1	10G
2-2	55412-22H00	BALANCER, WHEEL NO.2	1	20G
2-3	55413-22H00	BALANCER, WHEEL NO.3	1	30G
3	64651-27A01	ABSORBER, REAR HUB SHOCK	5	
4	09180-20062	SPACER (20.5X28X88)	1	
5	09285-28001	OIL SEAL (28X47X7)	1	
6	08123-62047	BEARING	2	
7	43130-24A00	VALVE ASSY, WHEEL RIM (TR412)	1	
8	65110-44H01	TIRE, REAR 160/60ZR17M/C (69W)	1	Qualifier J DUNLOP
9	64711-17E40	AXLE, REAR	1	
10	64723-44H00	WASHER, REAR AXLE	2	
11	64741-22D00	SPACER, REAR AXLE RH	1	
12	64751-44H00	SPACER, REAR AXLE LH	1	
13	09159-20013	NUT	1	
14	64511-44H20	SPROCKET, REAR (NT:46)	1	
15	64611-19F10	DRUM, REAR SPROCKET MTG	1	
16	64733-27A00	RETAINER, RR HUB BEARING	1	
17	09119-10043	BOLT (10X47)	5	
18	09160-10039	WASHER (10.5X22X2.3)	5	
19	09285-35001	OIL SEAL (35X62X8)	1	
20	09262-25073	BEARING (25X62X17)	1	
21	08319-3110A	NUT	5	
22	69211-38G00	DISC, REAR BRAKE	1	
23	09106-08160	BOLT (8X21)	5	
24	54162-44H00	RING, SPEED SENSOR (50T)	1	
25	07130-0512A	BOLT	3	

SV650AL7_E02

FIG.555A

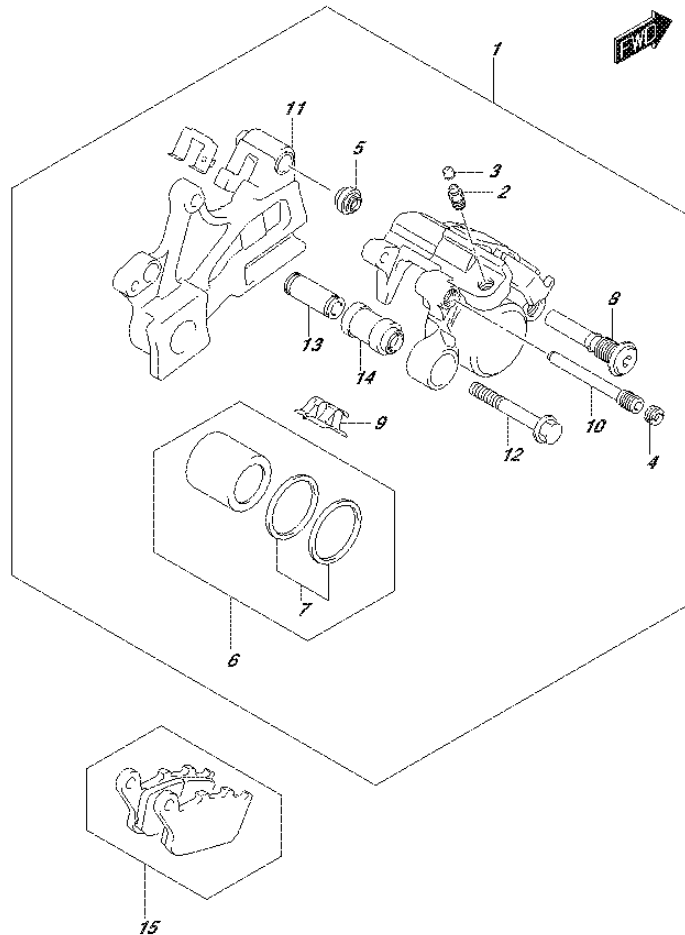


FIG.555A (1-H-3) REAR CALIPER

REF NO.	PART NO.	DESCRIPTION	Q'TY	REMARKS
1	69100-18K00-999	CALIPER ASSY REAR	1	
2	59121-01A00	.BLEEDER	1	
3	59122-46H00	.CAP, BLEEDER	1	
4	59146-21E10	.PLUG, PIN	1	
5	59303-14500	.BOOT	1	
6	69101-44860	.PISTON SET	1	
7	69100-04820	..SEAL SET, PISTON	1	
8	59305-36E00	.PIN, BOLT	1	
9	69115-06G00	.SPRING, PAD	1	
10	69141-40F00	.PIN, PAD	1	
11	69150-18K00	.BRACKET	1	
12	69182-04F00	.BOLT	1	
13	69185-04F00	.SLEEVE	1	
14	69186-04F00	.BOOT, SLEEVE	1	
15	69101-44850	PAD SET	1	

FIG.558A

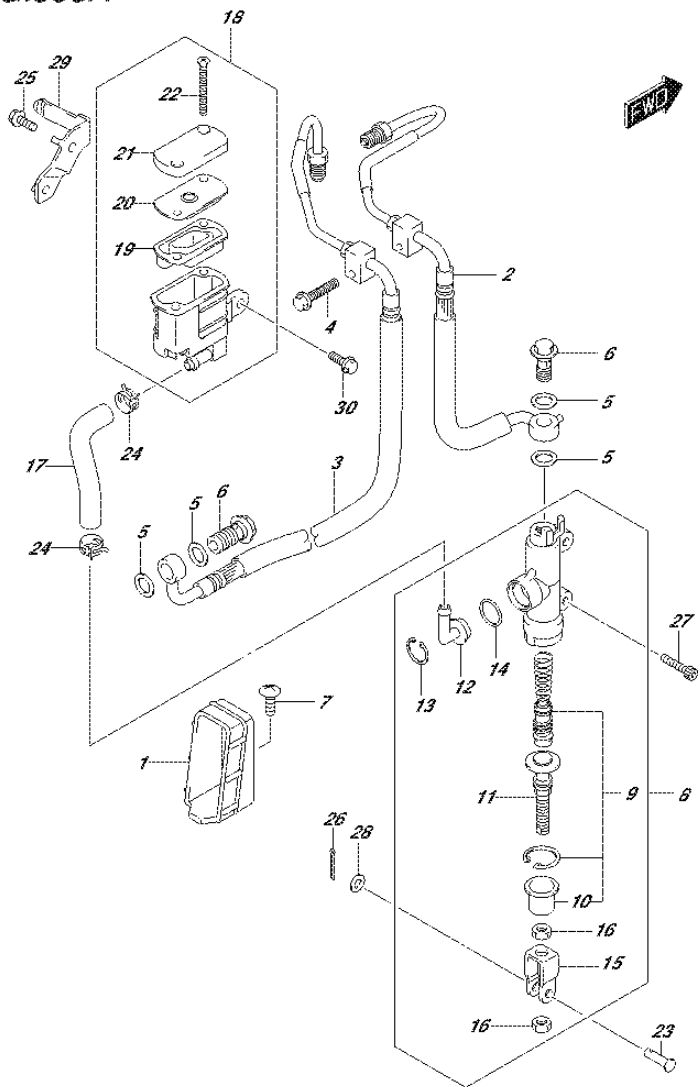


FIG.558A (1-H-4) REAR MASTER CYLINDER

REF NO.	PART NO.	DESCRIPTION	Q'TY	REMARKS
1	69243-44H00	GUIDE, REAR BRAKE HOSE	1	
2	69200-18K00	HOSE ASSY, RR MASTER TO UNIT	1	
3	69400-18K00	HOSE ASSY, RR UNIT TO CLPR	1	
4	01547-0630B	BOLT	1	
5	09161-10009	WASHER (10X15X1.5)	4	
6	09360-10062	UNION	2	
7	02142-0616A	SCREW	1	
8	69600-44H00	CYLINDER ASSY, REAR MASTER	1	
9	69600-34820	.PISTON/CUP SET	1	
10	69691-00A00	.BOOT	1	
11	69670-48B00	.ROD, PUSH	1	
12	69672-00B20	.CONNECTOR	1	
13	69674-00B20	.CIRCLIP	1	
14	69686-34200	.O RING	1	
15	69692-44H00	.YOKE	1	
16	69693-05A00	.NUT	2	
17	69731-18K00	HOSE, REAR RESERVOIR TANK	1	
18	69740-18K00	TANK ASSY, RESERVOIR	1	
19	69667-01H00	.DIAPHRAGM	1	
20	69668-01H00	.PLATE, DIAPHRAGM	1	
21	69669-01H00	.CAP, RESERVOIR	1	
22	69689-01H00	.SCREW	2	
23	09200-06068	PIN (6X18.2)	1	
24	09401-12404	CLIP	2	
25	01547-0612A	BOLT	1	
26	04111-2015A	PIN	1	
27	07130-0625A	BOLT	2	
28	08322-0106A	WASHER	1	
29	69750-18K00	BRACKET, REAR RESERVOIR TANK	1	
30	01547-0616A	BOLT	1	

FIG.901A

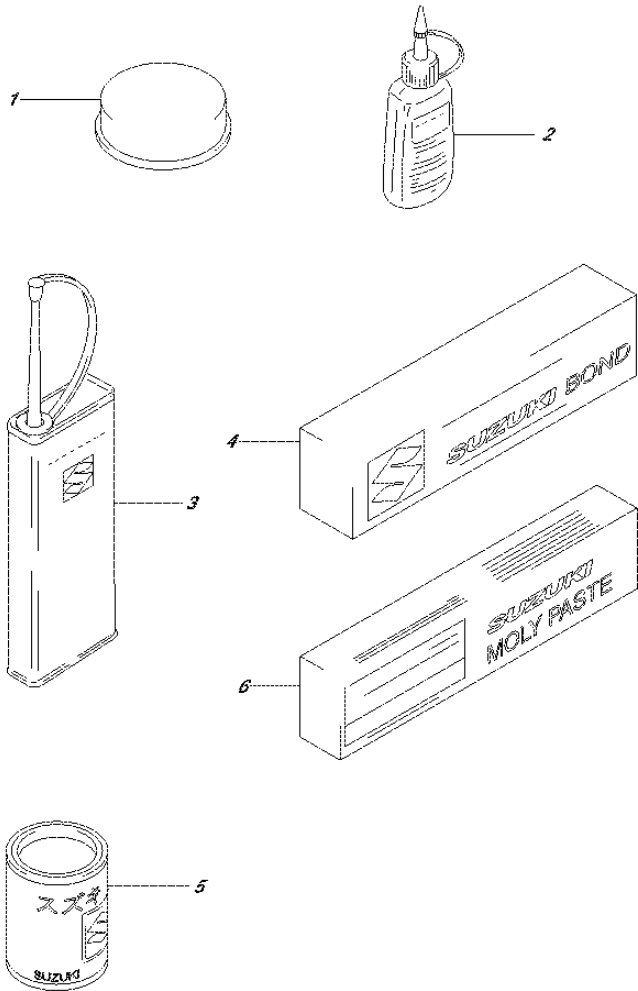


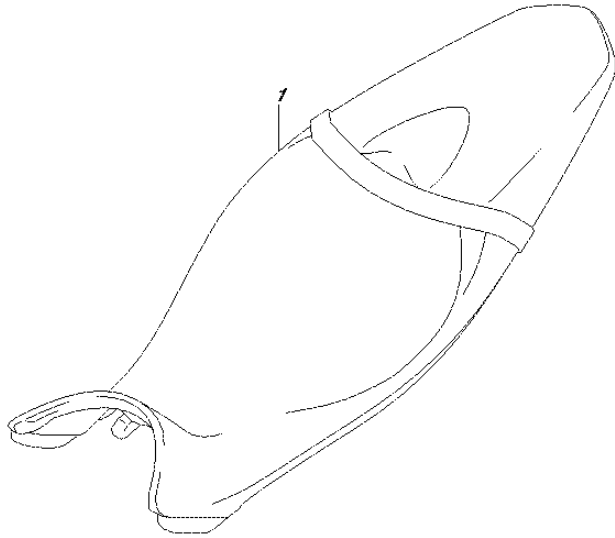
FIG.901A (1-H-5) OPTIONAL

REF NO.	PART NO.	DESCRIPTION	Q'TY		REMARKS
1	99000-25110	SUZUKI PBC GREASE	1	20G	
2-1	99000-32020	THREAD LOCK SUPER (1333B)	1	50G	
2-2	99000-32030	THREAD LOCK SUPER (1303B)	1	50G	
2-3	99000-32050	THREAD LOCK SUPER (1342)	1	50G	
2-4	99000-32100	THREAD LOCK SUPER (1305)	1	50G	
2-5	99000-32130	THREAD LOCK SUPER (1360)	1	50G	
3	99000-32040	THREAD LOCK CEMENT	1	200G	
4-1	99000-31140	SUZUKI BOND (1207B)BLACK	1	100G	
4-2	99000-31110	SUZUKI BOND (1215)	1	100G	
5	99000-25030	SUZUKI SUPER GREASE	1	150G	
6	99000-25140	SUZUKI MOLY PASTE	1	50G	

FIG.970A

FIG.970A (1-H-6) OPTIONAL (SEAT)

REF NO.	PART NO.	DESCRIPTION	Q'TY	REMARKS
1	45100-18K50	SEAT ASSY	1	



PART NO.	FIG.NO.-REF.NO.	PART NO.	FIG.NO.-REF.NO.	PART NO.	FIG.NO.-REF.NO.	
10000		12164-46E10-0A0	120A-6-1	12892-05C00-215	126A-13-20	
		12164-46E10-0B0	120A-6-2	12892-05C00-220	126A-13-21	
		12164-46E10-0C0	120A-6-3	12911-18K00	126A-5	
		12164-46E10-0D0	120A-6-4	12912-18K00	126A-6	
		12220-44H20	120A-1	12921-44H00	126A-7	
	11101-18K00	104A-1	12229-44H10-0A0	120A-2-1	12931-17E01	126A-8
	11103-18K00	105A-1	12229-44H10-0B0	120A-2-2	12932-32C00	126A-11
	11115-18D72	104A-4	12229-44H10-0C0	120A-2-3	12933-17E00	126A-9
		105A-4	12600-06821	122A-3	13101-17G10	104A-13
	11117-44H00	104A-7	12611-27G00	122A-1	13102-17G10	105A-13
		105A-7	12710-18K00	126A-1	13150-28H10	189A-1
	11141-20F00	101A-2	12720-18K00	126A-2	13268-48700	140A-3
		104A-5	12730-18K00	126A-3	13269-33E00	140A-2
		105A-5	12731-19F00	120A-11	13295-29900	140A-5
11171-18K00	104A-17	12740-18K00	126A-4	13405-18K10	140A-1	
11172-18K00	105A-17	12760-19F01	127A-1	13575-29G00	140A-7	
11173-19F01	101A-3	12771-44H00	127A-2	13580-27G21	140A-6	
	104A-18	12782-19F00	127A-3	13601-11J00	140A-16	
	105A-18	12800-05830	126A-14	13602-29G00	140A-17	
11182-35F10	104A-27	12811-17G00	127A-5	13605-02F00	140A-8	
	105A-25	12812-35C00	127A-6	13606-47A00	140A-4	
11191-27E00	101A-10	12830-27G00	127A-8	13650-41F10	155A-22	
	104A-21	12830-27G10	127A-11	13650-49X00	187A-25	
	105A-21	12831-39F00	127A-10	13655-41F10	155A-23	
11192-13E00	104A-22		127A-13	13681-06G40	140A-18	
	105A-22	12833-17G00	127A-14	13683-01H00	140A-13	
11211-44H00-0F0	107A-1	12837-24F10	127A-9	13683-10F70	140A-12	
11221-44H00-0F0	107A-2		127A-12	13683-44H30	140A-19	
11241-19F10	101A-4	12837-27G10	101A-8	13685-04F10	140A-20	
	107A-3		127A-15	13700-18K10	155A-1	
11242-19F00	101A-5	12891-17E00	126A-12	13740-44H00	155A-2	
	107A-4	12892-05C00-120	126A-13-1	13746-44H00	155A-3	
11301-27871	108A-1	12892-05C00-125	126A-13-2		155A-4	
11323-19F00	108A-22	12892-05C00-130	126A-13-3	13780-44H00	155A-9	
11340-18K00	112A-1	12892-05C00-135	126A-13-4	13788-44H00	155A-13	
11343-44H01	112A-9	12892-05C00-140	126A-13-5	13826-44H01	155A-8	
11351-44H10	112A-13	12892-05C00-145	126A-13-6	13827-40H01	104A-16	
11360-18K00	112A-11	12892-05C00-150	126A-13-7		105A-16	
11403-44820	101A-1	12892-05C00-155	126A-13-8	13840-44H00	155A-16	
11482-44H00	101A-6	12892-05C00-160	126A-13-9	13841-44H00	155A-18	
	112A-4	12892-05C00-165	126A-13-10	13850-18K00	155A-14	
11483-19F00	101A-7	12892-05C00-170	126A-13-11	13859-41B10	155A-11	
	112A-14	12892-05C00-175	126A-13-12	13881-18K00	155A-6	
11971-25D00	112A-7	12892-05C00-180	126A-13-13	13882-18K00	155A-7	
11971-33210	112A-2	12892-05C00-185	126A-13-14	13891-18K00	155A-5	
12111-18K00-0F0	120A-7	12892-05C00-190	126A-13-15	14150-18K00	163A-1	
12140-15H10	120A-8	12892-05C00-195	126A-13-16	14160-18K00	163A-2	
12151-05A10	120A-9	12892-05C00-200	126A-13-17	14181-22D01	101A-9	
12160-17G20	120A-3	12892-05C00-205	126A-13-18		163A-3	
12163-24F10	120A-4	12892-05C00-210	126A-13-19	14205-18K10	163A-6	

PART NO.	FIG.NO.-REF.NO.	PART NO.	FIG.NO.-REF.NO.	PART NO.	FIG.NO.-REF.NO.
14310-18K00-H01	163A-14	17710-18K00	185A-1	23110-44111	201A-14
14459-19F10	163A-15	17730-08D10	187A-1	23111-15501	201A-15
14771-32E10	163A-7	17733-03D10	187A-28	23121-44H00	201A-16
	163A-16	17741-17G00	185A-10	23122-44H00	201A-17
14780-18K00	163A-23	17761-18K00	185A-12	23123-41G00	201A-18
15100-18K00	172A-1	17762-18K00	185A-13	23125-41G00	201A-19
15111-27G00	172A-3	17781-17G00	185A-9	23271-44H20	201A-20
15112-05H00	172A-4	17800-18K00	185A-2	24120-27G00	206A-1
15113-05H00	172A-5	17802-12K00	185A-15	24127-19F00	206A-2
15113-35F00	172A-6	17802-14F00	185A-4		206A-3
15114-14J00	172A-8	17802-45G00	185A-5		206A-15
15115-08J00	172A-9	17851-44H00	187A-2		206A-16
15116-10F00	172A-11	17852-44H00	187A-3		206A-17
15151-31J00	172A-10	17853-19F00	187A-7	24130-44H10	206A-18
15181-18K00	172A-12	17854-18K00	187A-4	24221-20F10	206A-4
15201-35F00	172A-14	17856-44H00	187A-23	24231-20F10	206A-5
15420-31J00	172A-2	17881-18K00	187A-5	24251-20F02	206A-6
15610-14J00	172A-7	17890-06G20	187A-8	24252-19F00	206A-7
15710-11J00	140A-9	17910-18K00	187A-11	24252-38A10	206A-8
15717-58B00	140A-10	17931-02FA0	187A-12	24261-20F00	206A-9
15722-29G00	140A-11	17981-18K00	187A-14	24311-44H00	206A-19
15731-11J00	140A-14	18117-52G10	140A-23	24321-44H10	206A-20
15732-11J00	140A-15	18119-44H00	140A-25	24322-19F10	206A-21
15810-18K00	172A-16	18213-18K00	163A-25	24331-44H00	206A-22
16321-19F00	170A-11	18461-18K00	189A-2	24332-24510	206A-23
16331-19F00	170A-3	18471-18K00	189A-3		206A-24
16400-20F00	170A-1	18510-29G31	189A-4	24341-44H00	206A-25
16438-19F00	108A-14	18531-06G20	189A-5	24351-44H10	206A-26
16440-17C20	170A-7	18561-18K00	427A-13	24361-44H00	206A-27
16461-18K00	178A-5	18562-18K00	427A-12	24741-21A00	212A-6
16471-44H00	178A-6	18563-18K00	427A-10	24751-19F10	206A-38
16510-07J00	178A-10	18564-18K00	427A-11	24881-12C30	206A-39
16520-32E00	170A-8	18590-18K00	155A-20	24885-12C10	206A-40
16523-17G00	170A-9	18610-18K00	189A-6	25211-42E20	212A-1
16591-02F00	178A-3	18711-18K00	189A-7	25221-42E20	212A-2
16600-44H00	178A-1			25231-42E20	212A-3
17210-15H10	427A-5			25310-19F00	212A-7
17400-18K00	180A-1	21100-44H00	120A-13	25312-42F01	212A-9
17411-18K00	180A-2	21200-44860	201A-1	25350-35F00	212A-14
17415-20920	180A-3	21411-44101	201A-2	25355-35F01	212A-15
17418-19F00	180A-10	21413-17G01	201A-3	25381-19F20	212A-10
17435-33400	180A-11	21441-29F30	201A-5	25411-26D01	212A-4
17451-17G00	120A-12	21442-29F10	201A-4	25411-44B00	212A-5
17461-44H00	180A-16	21451-28C31	201A-6	25510-19F10	212A-18
17461-48G00	180A-7	21462-14301	201A-7	25512-06G10	212A-19
17470-02F10	180A-6	21471-17G00	201A-8	25520-22A10	212A-27
17491-19F40	180A-5	21472-17G00	201A-9	25525-44H00	212A-29
17662-02F11	187A-19			25526-47000	212A-28
17663-17G00	187A-20				212A-31
17670-06G60	187A-21			25600-44H00	212A-30

PART NO.	FIG.NO.-REF.NO.	PART NO.	FIG.NO.-REF.NO.	PART NO.	FIG.NO.-REF.NO.
25617-03F10	212A-33		312C-10	34124-04K10	330A-4
25652-20C00	212A-32		312D-10	34150-04K00	330A-2
25671-01011	212A-20	33510-17G00	312A-21	34183-10C00	330A-6
27511-12C00	206A-43		312A-22	34189-08J00	330A-8
27531-19F10	206A-46		312B-21	34810-18K00	172A-13
27600-44H10-112	206A-47		312B-22	34938-14F00	533A-1
27620-44H10	206A-48		312C-21	35100-19F50-999	333B-1
			312C-22		333D-1
			312D-21	35100-19F60-999	333A-1
			312D-22		333C-1
		33510-20E00	312A-23	35111-19F00	333A-2
			312B-23		333B-2
			312C-23		333C-2
			312D-23		333D-2
		33541-23E10	312A-24	35121-19F50	333B-3
			312A-25		333D-3
			312B-24	35121-19F60	333A-3
			312B-25		333C-3
			312C-24	35135-45900	333A-4
			312C-25		333B-4
			312D-24		333C-4
			312D-25		333D-4
		33541-47D00	312A-26	35151-19F00	333A-5
			312B-26		333B-5
			312C-26		333C-5
			312D-26		333D-5
		33542-17G01	312A-27	35152-45600	333A-6
			312B-27		333B-6
			312C-27		333C-6
			312D-27		333D-6
		33542-38B00	312A-28	35154-13F00	333A-7
			312B-28		333B-7
			312C-28		333C-7
			312D-28		333D-7
		33610-14G40	310A-1	35174-19F00	333A-8
		33624-16G00	310A-8		333B-8
		33652-16G00	310A-2		333C-8
		33652-20C00	445A-12		333D-8
			445B-14	35181-19F00	333A-9
		33652-28C00	310A-3		333B-9
		33810-18K00	310A-4		333C-9
		33820-18K10	310A-7		333D-9
		33860-18K00	310A-6	35601-08JB0	334A-1
		33960-06G10	312A-30	35602-08JB0	334A-5
			312B-30	35603-08JB0	334A-11
			312C-30	35604-08JB0	334A-15
			312D-30	35612-08JA0	334A-2
		34111-04K00	330A-5		334A-16
		34120-18K00	330A-1	35629-31F40	334A-9
		34124-04K00	330A-3	35632-08JA0	334A-6

30000

PART NO.	FIG.NO.-REF.NO.	PART NO.	FIG.NO.-REF.NO.	PART NO.	FIG.NO.-REF.NO.
			334A-12	41100-18K00-YAP	401A-1
			339A-1	41942-44H00	401A-2
35710-14JB0			339A-2	42310-18K00	407A-1
35726-18K00			339A-6	43111-44G10	407A-6
35910-16G11			339A-8	43130-24A00	530A-6
35912-16G01			339A-9		550A-7
35913-16G00			339A-7		550B-7
35917-16G00			339A-14		550C-7
35927-18K00			339A-18		550D-7
35950-14A11			339A-16	43510-18K00	415A-1
35970-07F01			333A-10	43516-18K00	415A-4
36118-19F00			333B-10	43521-18K00	415A-2
			333C-10	43526-18K00	415A-5
			333D-10	43561-44G00	407A-10
			350A-1	43576-48B30	415A-9
36610-18KB0			350A-26	43611-37H00	415A-12
36611-16G00			420A-23	43621-37H00	415A-13
			420B-23	43810-18K00	415A-10
			420C-23	43816-01H10	415A-17
			420D-23	43820-18K00	415A-11
			420E-23	44100-18K10-YKV	420A-1
			420F-23		420C-1
			420G-23		420E-1
			420H-23		420G-1
			310A-5	44100-18K40-YSF	420B-1-1
36618-31J00			350A-2		420D-1-1
36618-35F00			350A-9		420F-1-1
36654-06J00			350A-10		420H-1-1
36920-08D00			352A-1	44100-18K40-YVZ	420B-1-2
37000-16891			352A-2		420D-1-2
37100-16G01			352A-4		420F-1-2
37146-33E00			355A-1		420H-1-2
37200-18K00			355A-3	44100-18K40-YWW	420B-1-3
37400-18K10			212A-39		420D-1-3
37730-44H01			350A-20		420F-1-3
37740-44H01			108A-33		420H-1-3
37820-33D10			108A-34	44176-31J00	422A-2
37822-33D00			350A-22	44191-18K00	420A-17
37840-25D00			350A-24		420B-17
38500-18K00			334A-20		420C-17
38610-06F00			350A-6		420D-17
38860-76F01			350A-7		420E-17
			350A-8		420F-17
					420G-17
					420H-17
				44200-16870	420A-4
					420B-4
					420C-4
					420D-4
					420E-4
					44240-17C00
					44244-11J00
					44271-18K00
					44277-18K00
					44278-18K00
					44279-18K00
					44423-18K00
					44423-18K10
					44427-18K10
					44434-18K00
					44511-18K00
					420A-6
					420B-6
					420C-6
					420D-6
					420E-6
					420F-6
					420G-6
					420H-6
					420A-7

40000

PART NO.	FIG.NO.-REF.NO.	PART NO.	FIG.NO.-REF.NO.	PART NO.	FIG.NO.-REF.NO.	
	420B-7		420D-10	47611-18K00-YKV	443A-5	
	420C-7		420E-10	47613-44H00	443A-6	
	420D-7		420F-10	47711-18K00-YKV	443A-7	
	420E-7		420G-10			
	420F-7		420H-10			
44530-44H00	420G-7	44572-13G00	420A-8	50000		
	420H-7		420B-8			
	420A-12		420C-8			
	420B-12		420D-8			
	420C-12		420E-8			
	420D-12		420F-8		51103-44HA0-291	521A-1
	420E-12		420G-8		51104-44HA0-291	521A-21
	420F-12		420H-8		51110-44H00	521A-3
	420G-12		443A-2			521A-23
	420H-12		443A-4		51117-12C00	521A-4
44542-16G00	420A-11	44883-06G00	427A-7		521A-24	
	420B-11	44894-04K00	427A-4	51121-44H00	521A-5	
	420C-11	44894-24A00	155A-17		521A-25	
	420D-11	45100-18K00-BBC	505A-1	51130-44HA0-291	521A-2	
	420E-11	45100-18K50	970A-1	51140-44HA0-291	521A-22	
	420F-11	45148-20G90	505A-2	51146-17G20	521A-6	
	420G-11	45149-31300	505A-3		521A-26	
	420H-11	45212-18K00	505A-4	51147-48130	521A-7	
	420A-9	45220-04K20	505A-10		521A-27	
	420B-9	45280-18K00	505A-11	51148-31030	521A-8	
44542-29G00	420C-9	45288-14F00	505A-12		521A-28	
	420D-9	45289-11F00	505A-13	51152-01H10	521A-9	
	420E-9	45380-18K00-P3H	505A-5		521A-29	
	420F-9	47110-18K00	443A-1	51153-01H10	521A-10	
	420G-9	47210-18K00	443A-3		521A-30	
	420H-9	47310-18K00-YKV	445A-1	51166-01H10	521A-42	
	420A-24		445B-1	51168-17G80	521A-11	
	420B-24	47312-18K00	445A-13		521A-31	
	420C-24		445B-15	51171-44HA0	521A-12	
	420D-24	47315-18K00	445A-3		521A-32	
44560-23H00	420E-24		445B-3	51173-01H00	521A-13	
	420F-24	47351-18K00	449A-1		521A-33	
	420G-24	47361-18K00	449A-2	51176-19C10	521A-14	
	420H-24	47410-18K00-YKV	445A-4		521A-34	
	420A-15	47410-18K10-4TX	445B-4-2	51177-17G50	521A-15	
	420B-15	47410-18K10-4UX	445B-4-3		521A-35	
	420C-15	47410-18K10-YKV	445B-4-1	51189-47D50	521A-16	
	420D-15	47430-18K00	405A-1		521A-36	
	420E-15	47432-18K00	405A-4	51192-19C00	521A-17	
	420F-15	47433-18K00	405A-5		521A-37	
44570-16G00	420G-15	47510-18K00-YKV	445A-5	51195-48B31	521A-18	
	420H-15	47510-18K10-4TX	445B-6-2		521A-38	
	420A-10	47510-18K10-4UX	445B-6-3	51196-12C00	521A-19	
	420B-10	47510-18K10-YKV	445B-6-1		521A-39	
	420C-10	47543-44H00	449A-3	51201-32F00	521A-41	

PART NO.	FIG.NO.-REF.NO.	PART NO.	FIG.NO.-REF.NO.	PART NO.	FIG.NO.-REF.NO.	
51311-44H00-291	524A-1	55610-18K00	533A-2	59200-18K00	536A-1	
51328-44H00	524A-2	55660-18K00	533A-3	59210-38G10	530A-10	
	524A-3	55662-10G00	533A-5	59240-18K00	536A-2	
51353-38A01	524A-4	55670-18K00	533A-20	59251-18K00	536A-3	
51356-24B01	524A-5	55680-18K00	533A-18	59261-18K00	536A-4	
51410-44HA0-291	524A-6	55710-18K00	533A-6	59263-44H10	536A-5	
51482-44H00	524A-9	55733-44H00	533A-7	59300-01820	535A-9	
51556-38B00	521A-20	56111-44H12-YAP	462A-1		535A-21	
	521A-40	56200-41830	462A-2	59300-33DJ0-999	535A-13	
51631-31F10	524A-15	56211-44H00-291	524A-10	59302-33890	535A-26	
51643-40502	524A-16	56272-10G00	462A-6	59303-14500	555A-5	
51644-12C00	524A-7	56272-42F00	462A-4	59305-36E00	555A-8	
51811-18K00	452A-1	56273-10G10	462A-7	59313-36500	535A-11	
51821-18K00-YKV	452A-9	56500-08J11	462A-8		535A-23	
51827-13G00	452A-2	56600-08J11	462A-9	59315-33D00	535A-16	
51827-18K00	452A-3	57110-29G02-291	467A-1	59350-33D01	535A-20	
51831-18K00-YKV	452A-10	57211-22D02-291	467A-7	59400-18K00	536A-6	
51831-21D00	452A-15	57300-44G12	467A-2	59600-10G30	537A-1	
51841-18K00	452A-11	57431-17H02	467A-3	59600-45870	537A-2	
51850-18K00	452A-16	57431-45C01	467A-10	59664-32F00	537A-4	
53110-18K00-BBT	460A-1	57441-45C00	467A-12	59666-44300	537A-3	
53145-40A00	405A-2	57442-45C00	467A-13	59667-49460	537A-5	
54111-18K00-019	530A-1-2	57460-14J01	467A-5	59668-41C00	537A-6	
54111-18K00-PLY	530A-1-1	57465-17C00	467A-6	59669-10G00	537A-7	
54162-44H00	530A-12	57500-25D01	467A-8	59671-32F00	537A-8	
	550A-24	57560-05A00	467A-15	59675-02FA0	537A-9	
	550B-24	57562-41G01	467A-16			
	550C-24	57621-40F00	467A-9			
	550D-24	57661-33E00	467A-17			
54711-08F00	530A-8	58200-44H00	462A-10	60000		
54731-44H00	530A-2	58300-44H00	462A-13			
54751-44H00	530A-9	58300-44H10	462A-14			
55110-44H01	530A-7	58634-44H00	462A-12			
55156-66310	535A-2	59100-04851	535A-10			
	535A-14		535A-22			
55411-22H00	530A-3-1	59100-33DJ0-999	535A-1		61000-44H10-YAP	541A-1
	550A-2-1	59101-33880	535A-25		61211-31E00	541A-5
	550B-2-1	59112-44B00	535A-3		61251-21E00	541A-6
	550C-2-1		535A-15		61273-44H00	541A-7
	550D-2-1	59115-33D00	535A-4	61282-17C00	541A-2	
55412-22H00	530A-3-2	59116-33D00	535A-5	61310-44H00	541A-11	
	550A-2-2		535A-17	61410-44H00	541A-14	
	550B-2-2	59121-01A00	555A-2	61421-44H00-13L	541A-15	
	550C-2-2	59121-18410	535A-6	62100-44HA0-019	543A-16	
	550D-2-2		535A-18	62600-44880	543A-1	
55413-22H00	530A-3-3	59122-46H00	555A-3	62626-17G00	543A-5	
	550A-2-3	59141-44B01	535A-7		543A-6	
	550B-2-3		535A-19	62641-44H00	543A-7	
	550C-2-3	59146-21E10	555A-4	62668-42A02	543A-8	
	550D-2-3	59150-33D01	535A-8	62684-12C00	543A-10	

PART NO.	FIG.NO.-REF.NO.	PART NO.	FIG.NO.-REF.NO.	PART NO.	FIG.NO.-REF.NO.
62684-40A10	543A-9	68110-18K00-AGQ	420B-2-1	68319-49J70	496B-1-6
63111-18K00	474A-3		420D-2-1		496D-1-6
63112-18K00	474A-1		420F-2-1	68319-49J80	496B-1-7
63118-18K00	474A-10		420H-2-1		496D-1-7
63191-25C00	187A-16	68110-18K00-AGS	420B-2-2	68319-49J90	496B-1-13
64111-44H11-019	550A-1-2		420D-2-2		496D-1-13
	550B-1-2		420F-2-2	68319-49JA0	496B-1-9
	550C-1-2		420H-2-2		496D-1-9
	550D-1-2	68110-18K00-AJP	420B-2-3	68319-49JB0	496B-1-10
64111-44H11-YLY	550A-1-1		420D-2-3		496D-1-10
	550B-1-1		420F-2-3	68319-49JC0	496B-1-11
	550C-1-1		420H-2-3		496D-1-11
	550D-1-1	68111-18K00-CTY	420A-2	68319-49JP0	496B-1-14
64511-44H20	550A-14		420C-2		496D-1-14
	550B-14		420E-2	68332-18K00	496A-2
	550C-14		420G-2		496B-2
	550D-14	68111-47HA0	420A-3		496C-2
64611-19F10	550A-15		420B-3		496D-2
	550B-15		420C-3	68386-14J00	496B-3
	550C-15		420D-3		496D-3
	550D-15		420E-3	69100-04820	555A-7
64651-27A01	550A-3		420F-3	69100-18K00-999	555A-1
	550B-3		420G-3	69101-44850	555A-15
	550C-3		420H-3	69101-44860	555A-6
	550D-3	68135-18K00-BBU	445B-5-1	69115-06G00	555A-9
64711-17E40	550A-9	68135-18K00-BCB	445B-5-2	69141-40F00	555A-10
	550B-9	68135-18K00-BCC	445B-5-3	69142-45000	535A-12
	550C-9	68145-18K00-BBU	445B-7-1		535A-24
	550D-9	68145-18K00-BCB	445B-7-2	69150-18K00	555A-11
64723-44H00	550A-10	68145-18K00-BCC	445B-7-3	69182-04F00	555A-12
	550B-10	68151-44G10-BBT	460A-2	69185-04F00	555A-13
	550C-10	68171-28H10-CTY	445A-2	69186-04F00	555A-14
	550D-10		445B-2	69200-18K00	558A-2
64733-27A00	550A-16	68281-47HA0	524A-11	69211-38G00	550A-22
	550B-16	68319-02K40	496B-1-4		550B-22
	550C-16		496D-1-4		550C-22
	550D-16	68319-02K90	496B-1-8		550D-22
64741-22D00	550A-11		496D-1-8	69243-44H00	558A-1
	550B-11	68319-49J00	496A-1	69400-18K00	558A-3
	550C-11		496B-1-1	69600-34820	558A-9
	550D-11		496C-1	69600-44H00	558A-8
64751-44H00	550A-12		496D-1-1	69667-01H00	558A-19
	550B-12	68319-49J20	496B-1-2	69668-01H00	558A-20
	550C-12		496D-1-2	69669-01H00	558A-21
	550D-12	68319-49J30	496B-1-3	69670-48B00	558A-11
65110-44H01	550A-8		496D-1-3	69672-00B20	558A-12
	550B-8	68319-49J40	496B-1-12	69674-00B20	558A-13
	550C-8		496D-1-12	69686-34200	558A-14
	550D-8	68319-49J50	496B-1-5	69689-01H00	558A-22
65710-18K00	533A-8		496D-1-5	69689-49300	537A-10

PART NO.	FIG.NO.-REF.NO.	PART NO.	FIG.NO.-REF.NO.	PART NO.	FIG.NO.-REF.NO.
69691-00A00	558A-10	99011-18K50-01H	496B-4-6		474A-2
69692-44H00	558A-15		496D-4-6		536A-17
69693-05A00	558A-16	99011-18K50-01K	496B-4-3	01550-0612B	533A-17
69731-18K00	558A-17		496D-4-3	01550-0616A	185A-3
69740-18K00	558A-18	99011-18K50-01T	496B-4-8	01550-0620A	350A-23
69750-18K00	558A-29		496D-4-8	01550-0625A	201A-30
		99011-18K50-01W	496B-4-4	01550-0812A	108A-18
			496D-4-4		350A-25
		99011-18K50-029	496B-4-7		445A-9
			496D-4-7		445B-11
		99011-18K50-070	496B-4-9	01550-0840A	163A-13
			496D-4-9	01550-1025A	535A-27
				01550-1070A	104A-26
				02112-0510A	180A-12
				02112-0525B	355A-4
				02112-0530B	355A-2
				02112-0545B	355A-5
				02112-0612A	206A-42
					212A-13
				02122-0616B	104A-15
					105A-15
		01421-0625A	107A-7		
		01500-0612A	206A-41	02122-0670B	462A-3
		01547-0610A	108A-24	02142-0616A	558A-7
			185A-11	02162-0616A	312A-7
			108A-23		312B-7
			452A-17		312C-7
			533A-16		312D-7
			536A-14	03211-0414B	334A-3
			558A-25		334A-7
			533A-15		334A-13
		01547-0612B	187A-22		334A-17
		01547-0616A	533A-22	03211-0416A	339A-11
			901A-1	03511-0516A	155A-24
			901A-6	03541-0412A	350A-19
			901A-4-2	03541-0416A	330A-10
			901A-4-1		445A-10
			901A-2-1	03541-0510A	445B-12
		01547-0616B	901A-2-2		445A-14
		01547-0620A	901A-3	03541-0512A	339A-4
			901A-2-3	03541-0516A	339A-4
			901A-2-4		339A-13
			901A-2-5		405A-8
			901A-2-4	01547-0625A	
			901A-2-5	01547-0630B	
			126A-15	558A-4	03541-0520A
			496A-3	312A-19	155A-21
			496B-4-1	312B-19	558A-26
			496C-3	312C-19	04211-09149
			496D-4-1	312D-19	112A-5
			496B-4-5	01547-0650A	112A-15
			496D-4-5	01550-0610A	104A-6
			496B-4-2	01550-0612A	107A-5
			496D-4-2		120A-5
99011-18K50-01E					
99011-18K50-01F					

PART NO.	FIG.NO.-REF.NO.	PART NO.	FIG.NO.-REF.NO.	PART NO.	FIG.NO.-REF.NO.
	212A-8		420B-16	09103-08365	163A-8
06111-07004	415A-16		420C-16		163A-17
07120-0612A	172A-15		420D-16	09103-10041-A05	108A-28
07120-0640A	104A-8		420E-16	09103-10126	543A-17
	105A-9		420F-16	09103-10145	108A-29
07120-0665B	452A-8		420G-16	09103-10213	543A-18
07120-0855A	108A-4		420H-16	09103-10338	120A-14
07120-0880A	108A-5	08319-2106A	467A-4	09103-10378	104A-25
07130-0512A	303A-6		467A-11	09103-12004	303A-4
	530A-13	08319-3106A	420A-13	09103-12016	108A-30
	550A-25		420B-13	09103-12034	543A-11
	550B-25		420C-13		543A-12
	550C-25		420D-13	09106-05023	212A-42
	550D-25		420E-13	09106-06075	108A-15
07130-0610B	407A-11		420F-13	09106-06098	112A-10
07130-0612A	127A-4		420G-13	09106-07009	104A-19
	170A-10		420H-13		105A-19
	187A-10	08319-3110A	407A-3	09106-07010	104A-20
	127A-16		550A-21		105A-20
07130-0625A	170A-2		550B-21	09106-08074	415A-19
	558A-27		550C-21	09106-08119	541A-16
07130-0630A	303A-7		550D-21	09106-08160	530A-11
07130-0825A	163A-5	08322-0106A	558A-28		550A-23
07130-0825B	524A-13	08331-31109	170A-6		550B-23
08123-62047	550A-6		180A-15		550C-23
	550B-6	08331-3112A	212A-38		550D-23
	550C-6	08331-3114A	212A-26	09106-08162	163A-9
	550D-6	08331-3118A	407A-8	09106-08164	163A-18
08133-62037	530A-5	08331-31383	170A-13	09106-08178	163A-4
08211-06141	212A-17	08331-4130A	112A-3	09106-08186	415A-3
08211-06181	127A-7	08332-1106A	415A-8	09106-08190	122A-4
08211-25442	206A-50		415A-18	09111-06041	212A-16
08310-0006A	201A-31	08332-1108A	180A-9	09111-06072	541A-8
	212A-37	08361-3506A	301A-8	09111-06083	187A-13
08316-1005A	334A-10	09103-06060	420A-14	09111-06092	460A-3
	334A-19		420B-14	09111-06107	474A-4
	339A-17		420C-14		541A-12
	339A-19		420D-14	09111-10059	407A-2
08316-1006A	107A-6		420E-14	09113-06010	405A-7
	140A-24		420F-14	09116-06182	312A-11
	201A-32		420G-14		312B-11
	312A-20		420H-14		312C-11
	312B-20	09103-06103	104A-9		312D-11
	312C-20		105A-8	09116-06203	201A-10
	312D-20	09103-06214	112A-6	09116-06510	533A-4
	505A-8		112A-16	09118-06097	185A-8
	505A-9	09103-06225	180A-13	09119-08100	352A-3
	505A-15	09103-06239	112A-17	09119-10043	550A-17
08316-1008A	163A-22	09103-06266	104A-3		550B-17
08318-1106A	420A-16		105A-3		550C-17

PART NO.	FIG.NO.-REF.NO.	PART NO.	FIG.NO.-REF.NO.	PART NO.	FIG.NO.-REF.NO.
	550D-17	09160-10039	550A-18	09180-08152	163A-11
09125-05042	462A-15		550B-18		163A-20
09128-06013	312A-4		550C-18	09180-20062	550A-4
	312B-4		550D-18		550B-4
	312C-4	09160-12011	212A-35		550C-4
	312D-4	09160-12036	303A-5		550D-4
09134-06015	201A-21	09160-14016	212A-21	09181-10158	170A-4
09139-05038	333A-13	09160-15045	201A-23		180A-17
	333B-13	09160-18022	407A-7	09181-14167	212A-22
	333C-13	09160-18030	541A-10	09181-17195	206A-32
	333D-13	09160-20067	201A-12	09181-20195	206A-33
09139-05074	443A-8	09161-10009	536A-7	09181-25160	178A-4
	445A-6		558A-5	09181-25167	206A-11
	445B-8	09164-08015	524A-12	09200-06068	558A-23
	449A-4		541A-17	09206-08001	104A-2
	449A-5	09167-20006	201A-13		105A-2
	452A-12	09167-25013	206A-28	09206-10016	104A-28
09139-06029	112A-12	09167-25021	206A-10		105A-26
09139-06118	452A-4		206A-29	09206-11007	108A-2
09139-06122	163A-24		206A-30	09206-12006	122A-2
09139-06165	541A-13	09167-25028	206A-45	09208-08017	415A-14
09139-06169	443A-9	09168-06023	104A-11	09208-08019	415A-6
09139-06183	185A-14		105A-11	09247-12006	108A-26
09139-06190	460A-4		108A-25	09247-12011	108A-12
09139-06192	422A-7		112A-18	09248-16012	108A-20
09140-06025	212A-34	09168-08016	108A-19		112A-21
09140-20001	201A-11		180A-4	09250-06008	524A-14
09148-05052	330A-7	09168-12002	108A-13	09251-07003	427A-6
09159-06096	339A-15	09168-12017	108A-27	09259-26012	112A-19
09159-10111	108A-31		187A-26	09261-04001	170A-5
09159-10115	543A-19	09168-16002	108A-21	09261-04002	180A-18
09159-12056	108A-32		112A-22	09261-06002	170A-12
	543A-13	09169-25001	206A-31	09262-10014	180A-8
	543A-14	09180-06161	462A-5	09262-17023	206A-37
	543A-15	09180-06195	312A-12	09262-17046	206A-12
09159-18007	541A-9		312B-12	09262-20145	206A-13
09159-20004	206A-44		312C-12	09262-25006	212A-11
09159-20013	550A-13		312D-12	09262-25073	550A-20
	550B-13	09180-06263	312A-13		550B-20
	550C-13		312B-13		550C-20
	550D-13		312C-13		550D-20
09160-04026	330A-9		312D-13	09262-25125	206A-34
09160-05501	339A-3	09180-06290	185A-7	09263-10014	201A-24
	339A-12	09180-06331	312A-14	09263-12027	201A-25
09160-06077	474A-9		312B-14	09263-15003	201A-26
09160-06088	505A-6		312C-14	09263-17034	543A-2
09160-06109	422A-8		312D-14	09263-17037	541A-3
09160-08135	163A-10	09180-06368	452A-5		543A-3
	163A-19	09180-08052	445A-7	09263-20073	543A-4
	201A-22		445B-9	09263-25018	212A-12

PART NO.	FIG.NO.-REF.NO.	PART NO.	FIG.NO.-REF.NO.	PART NO.	FIG.NO.-REF.NO.
09263-25059	541A-4	09320-10049	339A-5		312C-6
09265-25038	524A-17	09320-10051	185A-6		312D-6
09265-30020	524A-8	09320-10066	533A-9		533A-10
09280-04004	104A-24	09320-10501	452A-7	09404-06433	312A-17
	105A-24	09320-12048	163A-21		312B-17
	108A-7	09320-12077	163A-12		312C-17
	108A-9	09321-10012	505A-7		312D-17
	108A-16	09329-14002	445A-11		350A-18
09280-13007	108A-10		445B-13	09404-08418	212A-41
09280-15007	108A-11	09352-35653-600	180A-19	09407-06429	350A-12
09280-17003	112A-8	09352-50901-600	187A-15	09407-14403	334A-21
09280-18008	187A-9	09360-10062	536A-8		350A-13
09280-22001	180A-14		536A-9	09407-14407	189A-12
09280-22008	112A-20		536A-18		350A-16
09280-24010	206A-49		558A-6		533A-11
09280-26005	212A-40	09360-10064	536A-10	09407-17403	350A-17
09280-46006	104A-14	09367-06009	427A-9		420A-22
	105A-14	09367-08010	420A-19		420B-22
	178A-2		420B-19		420C-22
09280-55002	474A-6		420C-19		420D-22
09280-57003	201A-27		420D-19		420E-22
09282-10012	201A-28		420E-19		420F-22
09283-06008	212A-23		420F-19		420G-22
09283-14006	206A-35		420G-19		420H-22
09283-36011	201A-29		420H-19	09407-18402	187A-18
09285-10004	530A-4	09380-25012	206A-14		312A-18
09285-22004	550A-5	09381-20004	120A-10		312B-18
09285-28001	550B-5	09401-06101	140A-21		312C-18
	550C-5	09401-08411	187A-17		312D-18
	550D-5	09401-10410	140A-22		334A-22
09285-35001	550A-19	09401-11413	427A-2		350A-14
	550B-19	09401-12404	427A-8		462A-11
	550C-19		558A-24	09407-19401	350A-15
	550D-19	09401-12414	187A-24	09408-00101	533A-12
09289-04002	126A-10	09401-14101	155A-12	09408-00259	533A-13
09300-20032	206A-36	09401-15101	189A-8	09408-00266	533A-14
09320-04009	163A-28	09401-16407	178A-7	09408-00267	178A-9
09320-06504	443A-10	09401-16409	178A-8	09409-06314-5PK	445A-8
	452A-13	09401-17201	189A-9		445B-10
09320-08028	443A-11	09401-20405	155A-15	09409-06322	443A-12
09320-08501	312A-15	09402-28513	187A-27	09409-07333	422A-6
	312B-15	09402-35501	187A-6	09409-08308-5ES	155A-19
	312C-15	09403-06324	536A-11	09409-08326	449A-6
	312D-15	09403-07334	536A-12	09420-04008	303A-8
09320-09016	312A-16	09403-08327	163A-26	09440-05005	415A-15
	312B-16	09403-16412	536A-13	09440-17009	212A-24
	312C-16	09404-06429	108A-35	09443-06016	350A-21
	312D-16		163A-27	09443-11030	407A-9
	452A-6		312A-6	09443-15046	407A-4
	460A-5		312B-6	09443-22017	407A-5

PART NO.	FIG.NO.-REF.NO.	PART NO.	FIG.NO.-REF.NO.	PART NO.	FIG.NO.-REF.NO.
09444-20001	212A-25				
09448-14046	415A-7				
09471-12185	333A-12				
	333B-12				
	333C-12				
	333D-12				
09471-12186	334A-4				
	334A-8				
	334A-14				
	334A-18				
09471-12216	333A-11				
	333B-11				
	333C-11				
	333D-11				
	339A-10				
09481-10501	350A-3				
09481-15501	350A-4				
09481-30101	312A-3				
	312B-3				
	312C-3				
	312D-3				
09481-30501	350A-5				
09482-00646	104A-12				
	105A-12				
09493-26007	108A-17				
09493-28010	108A-6				
09493-36004	108A-8				
09493-80005	104A-23				
	105A-23				
09800-21058	474A-5				
09816-00059	474A-7				
09822-00003	474A-8				

SUZUKI **SV650(U)AL7** PARTS CATALOGUE

SUZUKI MOTOR CORPORATION All rights reserved

No part of this document may be reproduced or transmitted in any form or by any means, electronic or mechanical, for any purpose, without the express written permission of Suzuki Motor Corporation.

SUZUKI MOTOR CORPORATION
Technical Readiness Group, Quality Administration Department
300 Takatsuka, Minami, Hamamatsu, Japan

Reprint Prohibited

SUZUKI MOTOR CORPORATION

PRINTED IN JAPAN

9900B-31228-000