

# Genuine Accessories



Soft Side Case Set



Meter Visor



Single Seat Cowl



Fuel Tank Pad



LED Turn Signals



Under Cowl



\* This photo includes optional accessories.

Standard and optional equipment available may vary for individual markets. Please enquire at your dealers, as specifications and illustrations may refer to models not available in your region. SUZUKI MOTOR CORPORATION reserves the right to change, without notice, prices, colours, materials, equipment, specifications and models, and also to discontinue models.

- Always wear a helmet, eye protection and protective clothing.
- Enjoy riding safety.
- Read your Owner's Manual carefully.
- Never ride under the influence of alcohol or other drugs.

All photographs in this leaflet were taken with relevant permission. Images of the vehicles without number plates on public roads are composite photos.



**SUZUKI MOTOR CORPORATION**

300 Takatsuka-cho, Minami-ku, Hamamatsu-shi, Shizuoka 432-8611 Japan  
www.globalsuzuki.com

GSX-8S (GSX800RQ) M3 Product Information  
99999-A0039-231 Nov. '22



\* This photo includes optional accessories.





# Infinite Potential. Limitless Fun.

Functional beauty meets futuristic styling and the performance potential of an optimized new engine and chassis layout. Controllable, agile, and ready to go, it delivers power, handling, and comfort that respond faithfully to your every action and put you in full control. And wait until you discover how much fun it makes every outing. The Suzuki GSX-8S is engineered from the ground up to shine as a fresh realization of naked street fighter performance.



\* This photo includes optional accessories.



\* This photo includes an optional accessory.



\* This photo includes an optional accessory.




\* This photo includes optional accessories.



# Proudly Flaunting the Future of Pure Functional Beauty

The tight, clean lines of its face and tail sections are contrasted by the muscular mass in its center. Every detail, right down to the distinctive short new muffler design, presents the futuristic appeal of slim, compact styling that instantly conveys performance potential in its mass-forward aggressive stance. This is highlighted by fully exposing and proudly flaunting the engine, frame, and other functional parts to bring a whole new feeling to the unique character of the GSX-8S, establishing it as the naked street fighter for a new era.



# The Potential of Clear Vision

From the advanced functional and aesthetic design of the LED lighting both front and rear, to the informational wealth and unique presentation offered by the instrument panel's color LCD screen, the GSX-8S is clearly destined to lead the way to your future riding pleasure.



\* All lights are illuminated in the photo for illustrative purpose.

## LED Headlights and Position Lights

The vertically stacked pair of hexagonal LED headlights not only provide you with a clear view of the road ahead, but their compact design creates a sharp look with unique character that makes the front end look light and ready for action. The headlight assembly is flanked by compact LED position lights designed as narrow angled slits that trace forward and down along the front cowl to accent the unique "mask" of the front face.



## LED Rear Combination Light

The LED rear combination light with integrated LED license plate light features a new design introduced for the first time on a Suzuki motorcycle. Mounted on the slim rear fender, this new light contributes to a sporty new design that makes the GSX-8S look even shorter and slimmer in the rear.



Day Mode



Night Mode

## Full LCD Instrument Panel

The GSX-8S adopts a custom 5-inch color TFT LCD multifunction instrument panel. Clearly legible high-quality information displays keep you fully aware of all the bike's systems and settings, and supply vital real-time operating status information. The tachometer does double duty as a programmable rpm indicator light that blinks when the engine reaches a preset speed, and the LCD now adds a function that lets you display large pop-up alerts and warnings. Manual or automatic switching settings for the day (white) and night (black) display modes let you maximize visibility at any hour and in any riding situation.



Left handlebar switch

Right handlebar switch

## Intuitive Handlebar Switches

The ergonomic switch layout maximizes operating ease and efficiency so you can access all controls while focusing on the road ahead. Select modes and make settings and adjustments for each S.I.R.S. control system by simply operating the MODE and UP/DOWN switches on the left handlebar.



\* This photo includes an optional accessory.



\* This photo includes an optional accessory.





# Infinite Performance Potential

\* This photo includes optional accessories.

## An Engine for a New Era of Satisfying Street Performance

Creating the naked street fighter for a new era began with aiming to design a slim powerplant and leverage the compact front-rear dimensions of Suzuki's new parallel twin engine to help achieve the most effective chassis geometry for performance gains. Moreover, the new engine had to be torquey and powerful, but also easy to control, with smooth throttle response and an inviting nature that provides a satisfying riding experience, whether enjoying a solo run or carrying a passenger. These objectives gave birth to Suzuki's new parallel twin 776cm<sup>3</sup> DOHC, 4-valve-per-cylinder engine, which features a fine balance of smooth, controllable power from low rpm combined with the pleasant feeling of free-revving performance through to the high end. Its 270-degree crankshaft design delivers a smooth ride, plenty of torque, positive traction, and a pleasing rumble and engine note similar to that of a V-twin engine. It also introduces the Suzuki Cross Balancer, an innovative new primary balancer design that contributes to smooth operation and helps enhance the GSX-8S's nimble handling.



776cm<sup>3</sup>, 4-stroke, 2-cylinder, Liquid-cooled, DOHC, Parallel Twin Engine

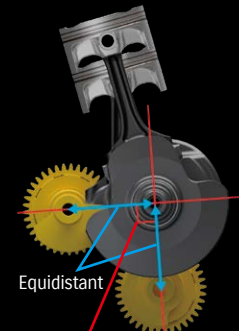
## Suzuki Cross Balancer

All modern parallel twin engines with a 270-degree crank layout employ a primary balancer to suppress vibration. Suzuki has created a new biaxial primary balancer, that is the first on a production motorcycle, to position its two balancers at 90° to the crankshaft.<sup>\*1</sup> This patented<sup>\*2</sup> mechanism excels at realizing a smoother ride, while its design makes it possible to create a lighter powerplant that is more compact from front to rear.

<sup>\*1</sup> According to Suzuki's in-house research.  
<sup>\*2</sup> Patent granted for biaxial primary balancer that positions its two balancers at 90° to the crankshaft.




Balancer No.1 Balancer No.2



90-degree

## Distinctive Short Muffler Design

The GSX-8S features a short new muffler design that, barely peeking out as it rises from the right side of the engine, contributes greatly to the mass-forward image of this new street fighter. It is part of a new 2-into-1 exhaust system engineered to produce a pleasing note befitting the new parallel twin engine. Better yet, the two-stage catalytic converter inside the collector helps limit emissions to a level that satisfies Euro 5 standards, while at the same time maximizing power output and overall performance.



# Suzuki Intelligent Ride System (S.I.R.S.)

The advanced electronic systems of the Suzuki Intelligent Ride System (S.I.R.S.) featured on the GSX-8S assist and help you optimize performance characteristics to match your changing riding needs and preferences. By making the GSX-8S feel more controllable, predictable, and less tiring to operate, these systems help you ride with greater peace of mind, whether touring for long distances, carrying a passenger, or heading out for a sporty solo run.

## Suzuki Drive Mode Selector (SDMS)

Freely choose among three different power output characteristic modes to best match varying riding conditions or your preferences. While all three ultimately deliver maximum engine output, finer control over the level of throttle response and torque characteristics as you open the throttle to accelerate empowers you to ride with greater confidence and pleasure.

### Mode A (Active)

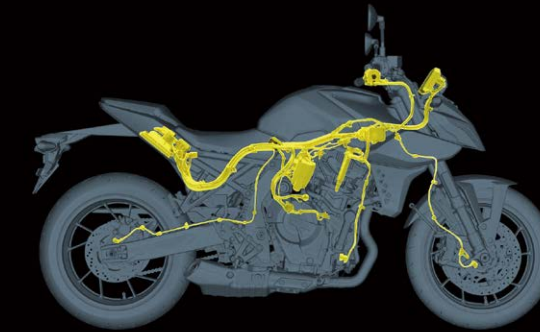
Delivers the sharpest throttle response as you open the throttle. Torque characteristics are finely tuned to deliver exciting acceleration as the throttle is opened.

### Mode B (Basic)

Features softer throttle response and a more linear power delivery curve as you open the throttle. Settings are tuned to help make the bike more controllable and a good fit for everyday riding.

### Mode C (Comfort)

Offers yet softer throttle response and more gentle torque characteristics. This mode is useful when riding on wet or slippery surfaces.



Suzuki Traction Control System Image

## Suzuki Traction Control System (STCS)

Designed to help prevent the rear wheel from slipping, this system reduces stress and fatigue while instilling greater confidence in controlling your ride. You can select from 3 modes to control how quickly the system takes effect and how proactive it is in limiting wheel spin, or you can opt to run with it turned off.

Note: The Traction Control System is not a substitute for the rider's throttle control. It cannot prevent loss of traction due to excessive speed when the rider enters a turn and/or applies the brakes. Neither can it prevent the front wheel from losing grip.

## Bi-directional Quick Shift System

This standard-equipment feature lets you shift up or down while in motion without operating the clutch lever. When activated, the system delivers clean upshifts with smooth acceleration. Downshifts are also quick and easy, thanks in part to automatic blipping and engine braking working together harmoniously. The gear shift linkage system load rate is optimized to provide a solid, satisfying click with each shift that assures you the gearbox has responded immediately to your action.

## Low RPM Assist

By helping prevent engine speed from dropping excessively when you pull away from a standing start or ride at low speeds, this function delivers smoother starts and inspires greater confidence when you are riding in stop-and-go traffic, or when doing U-turns.

## Ride-by-wire Electronic Throttle System

This cable-free system leverages the onboard ECM to finely control the relationship between throttle action and engine output characteristics. As a result, linear feedback to throttle grip action makes the GSX-8S feel controllable and helps promote more confident riding.

## Suzuki Easy Start System

One quick press of a button starts the engine. As a function used on every outing, Easy Start makes your riding experience all the more pleasurable and convenient.



\* This photo includes optional accessories.



# Unleashing the Full Potential of Agility and Stability



## A Chassis Engineered for True Riding Pleasure

All you need do is look at the GSX-8S to see how the chassis was carefully engineered to be slim, compact, lightweight, highly agile, and ideally suited to supporting its high-performance parallel twin engine. Every aspect reflects a strong focus on great handling and control, even when riding with the optional soft side cases attached, and on minimizing fatigue whether you are riding solo or carrying a passenger.

The core structure of the chassis layout starts with a strong and highly rigid frame designed for the GSX-8S. Its exposed seat rails provide solid support, while also contributing to a slim appearance and stripped-down look of functional beauty. The lightweight aluminum swingarm, designed exclusively for the GSX-8S, is optimized to perform ideally on the street. The chassis geometry was meticulously planned to provide both straight-line stability and nimble handling, along with a comfortable riding position that effectively distributes weight to the front and rear. The compact front-rear dimensions of Suzuki's new parallel twin engine further benefits the chassis geometry by realizing a forward-positioned hip point that enables you to shift your weight toward the front and more easily control the GSX-8S when negotiating tight corners.



## Optimized Front and Rear Suspension

KYB inverted front forks with a 130mm stroke deliver a plush, controllable ride and feature stable damping characteristics that makes them suitable for both sports riding and long-distance runs. The dedicated link-type mono-shock KYB rear suspension is set up to contribute to straight-line stability and agility, even when carrying a passenger. The mechanical preload adjuster is particularly useful when heading out to ride tandem. And the settings are optimized to help realize nimble handling and predictable steering into corners.



## High-performance Wheels and Tires

Cast-aluminum wheels with a unique new lightweight design contribute to the sharp styling of the GSX-8S and to its nimble handling. The wheels are shod with a new generation of Dunlop RoadSport 2 radial tires that benefit from an internal construction custom-engineered to match the characteristics of the GSX-8S and built to perform optimally. Their proven tread pattern introduces a new silica compound that enhances grip in wet conditions and durable wear resistance. Both the wheels and tires work in harmony with the optimized suspension settings to help maximize grip, stability, and agility, and to deliver a comfortable ride.





# With Great Potential Comes a Great Ride

Its trendsetting styling fully exposes a new era of functional street fighter beauty. The controllability, satisfying performance, and optimized comfort let you ride with confidence. The GSX-8S is ready to change your world. Unlock its potential and enjoy the ride.



\* This photo includes optional accessories.



\* This photo includes optional accessories.



This photo includes an optional accessory.



\* This photo includes optional accessories.

## COLOR VARIATIONS



Pearl Cosmic Blue (QU1)



Pearl Tech White (QU2)



Metallic Mat Black No.2 / Glass Sparkle Black (KGL)

## SPECIFICATIONS

Overall length	2,115 mm (83.3 in.)	
Overall width	775 mm (30.5 in.)	
Overall height	1,105 mm (43.5 in.)	
Wheelbase	1,465 mm (57.7 in.)	
Ground clearance	145 mm (5.7 in.)	
Seat height	810 mm (31.9 in.)	
Curb mass	202 kg (445 lbs.)	
Engine type	4-stroke, 2-cylinder, liquid-cooled, DOHC	
Bore x stroke	84.0 mm x 70.0 mm (3.3 in. x 2.8 in.)	
Engine displacement	776 cm <sup>3</sup> (47.4 cu. in.)	
Compression ratio	12.8 : 1	
Fuel system	Fuel injection	
Starter system	Electric	
Lubrication system	Forced feed circulation, Wet sump	
Transmission	6-speed constant mesh	
Suspension	Front	Inverted telescopic, coil spring, oil damped
	Rear	Link type, coil spring, oil damped
Rake / trail	Front	25° / 104 mm (4.1 in.)
	Rear	Disc, twin
Brakes	Front	Disc
	Rear	Disc
Tires	Front	120/70ZR17M/C (58W) tubeless
	Rear	180/55ZR17M/C (73W) tubeless
Ignition system	Electronic ignition (transistorized)	
Fuel tank capacity	14 L (3.7/3.1 US/Imp gal)	
Oil capacity (overhaul)	3.9 L (1.0/4.1 US/Imp qt)	
Fuel consumption	23.8 km/L (4.2 L/100km) in WMTC	
CO <sub>2</sub> emissions	99 g/km	

European Spec. shown. Actual fuel consumption and CO<sub>2</sub> emissions may differ owing to conditions such as the weather, road, rider behavior and maintenance.