

# SUZUKI

PARTS CATALOGUE

## GSX1250FAL4

(CH135)



E99

2013-5

1<sup>ST</sup> EDITION

## PREFACE

When it becomes necessary to replace parts on SUZUKI MOTORCYCLES, always use SUZUKI GENUINE PARTS which have passed a strict inspection which guarantees quality and performance.

This parts catalogue covers the list of all service parts for SUZUKI GSX1250FAL4.

### INSTRUCTIONS FOR QUOTING THE CATALOGUE

#### 1. DIMENSIONS

Dimensions of the parts in this catalogue are indicated in unit millimeters.

#### 2. ABBREVIATIONS

Abbreviations used in this catalogue are as follows:

AR	: As required	NT	: Number of teeth
ASSY	: Assembly	OPT	: Optional
E. NO.	: Engine number	OS	: Over size
F. NO.	: Frame number	STD	: Standard
D	: Diameter of material	T	: Thickness
ID	: Inside diameter	US	: Under size
OD	: Outside diameter	W	: Width
L	: Length		
LH	: Left hand side		
RH	: Right hand side		
~100045	: Up to F. NO. 100045		
100046~	: From F. NO. 100046		
12 x 34 x 5.6.....	Figures in the description column		
	show the dimensions of parts.		
ID OD T(or W, L)			

→12345-56781 (Parts No.) : indicates that the parts number was changed to 12345-56781 and the new parts are interchangeable with the former ones but the former ones are not interchangeable with new ones.

←12345-56781 (Parts No.) : indicates that the former and new parts are interchangeable with each other and both are usable.

#### 3. INNER PARTS OF ASSEMBLY

Part name with a dot (.) in front as shown in the description column indicates the component of the assembly also available individually.

#### 4. MODIFICATION NOTICE

A parts bulletin will be sent to you on all occasions when changes in parts occur, including interchangeable modifications between new parts and old ones.

#### 5. NOTE

5-1. There are some different parts from those of production models among spare parts for the administrative reasons and common use of them with other models.

5-2. In respect of rubber hoses and vinyl tubes, please be sure to use them by cutting off according to the length mentioned on parts catalogue or what is actually required on the vehicle.

5-3. Note that the drawings on the illustration page are for ready reference of spare parts number, not to be used as an assembly manual. When assembling, use "SUZUKI SERVICE MANUAL".

#### 6. SPECIFICATION CODE

This catalogue contains the parts for the model designed for the following spec. ;  
spec. code : E99.

#### 7. SERIAL FRAME NUMBER

GSX1250FAL4 (E99) : JS1CH1353E0100001~

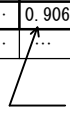


MILLIMETER → INCH CONVERSION CHART

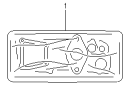
	0	1	2	3	4	5	6	7	8	9
00	.000	.039	.079	.118	.157	.197	.236	.276	.315	.354
10	.394	.433	.472	.512	.551	.591	.630	.669	.709	.748
20	.787	.827	.866	.906	.945	.984	1.024	1.063	1.102	1.142
30	1.181	1.220	1.260	1.299	1.339	1.378	1.417	1.457	1.496	1.535
40	1.575	1.614	1.654	1.693	1.732	1.772	1.811	1.850	1.890	1.929
50	1.969	2.008	2.047	2.087	2.126	2.165	2.205	2.214	2.283	2.323
60	2.362	2.402	2.441	2.480	2.520	2.559	2.598	2.638	2.677	2.717
70	2.756	2.795	2.835	2.874	2.913	2.953	2.992	3.031	3.071	3.110
80	3.150	3.189	3.228	3.268	3.307	3.346	3.386	3.425	3.465	3.504
90	3.543	3.583	3.622	3.661	3.701	3.740	3.780	3.819	3.858	3.898

How to read

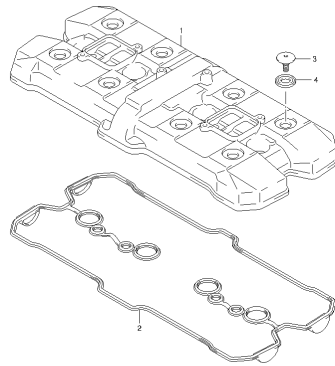
	0	1	2	3	4
00	...	...	...	...	...
10	...	...	...	...	...
20	...	...	...	0.906	...
30	...	...	...	...	...


 23 millimeters equal 0.906 inch

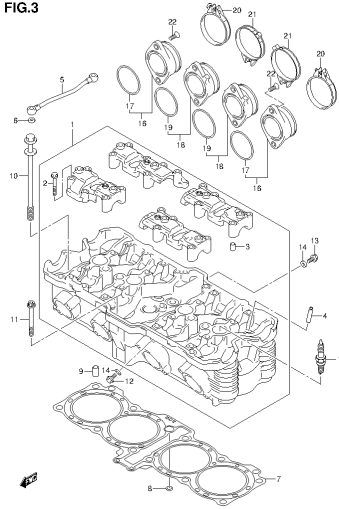
Contents are subject to change without notice or obligation.

**FIG.1**

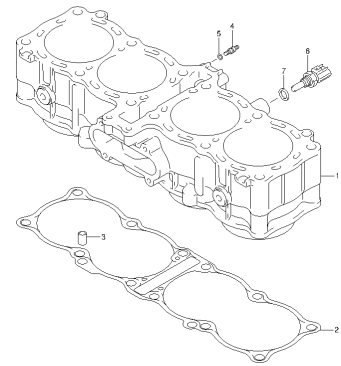
GSX125FAL4\_E99\_001  
GASKET SET

**FIG.2**

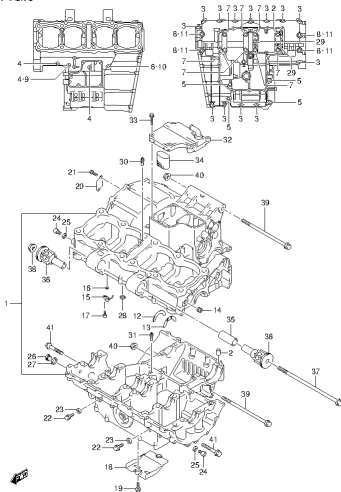
GSX125FAL4\_E99\_002  
CYLINDER HEAD COVER

**FIG.3**

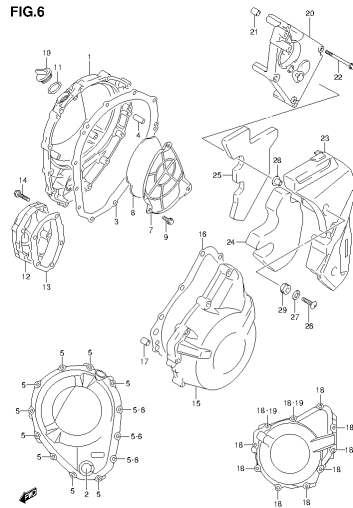
GSX125FAL4\_E99\_003  
CYLINDER HEAD

**FIG.4**

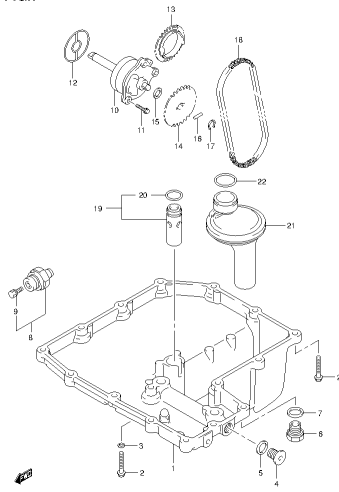
GSX125FAL4\_E99\_004  
CYLINDER

**FIG.5**

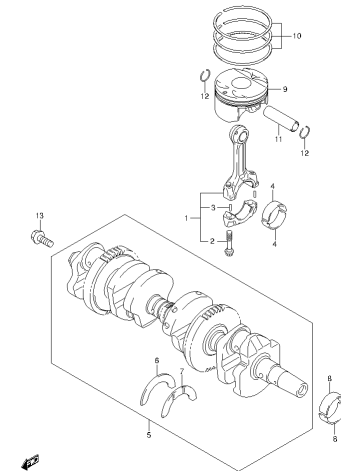
GSX125FAL4\_E99\_005  
CRANKCASE

**FIG.6**

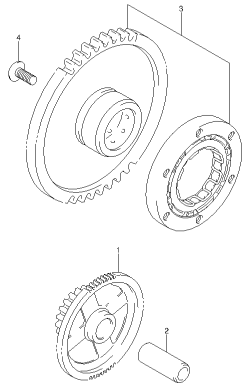
GSX125FAL4\_E99\_006  
CRANKCASE COVER

**FIG.7**

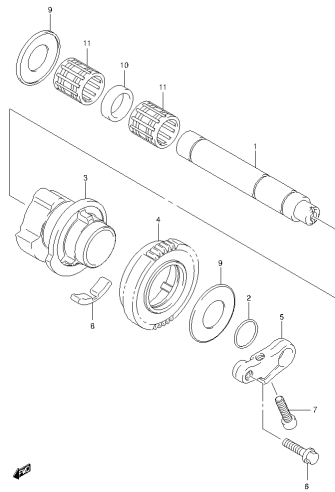
GSX125FAL4\_E99\_007  
OIL PAN/OIL PUMP

**FIG.8**

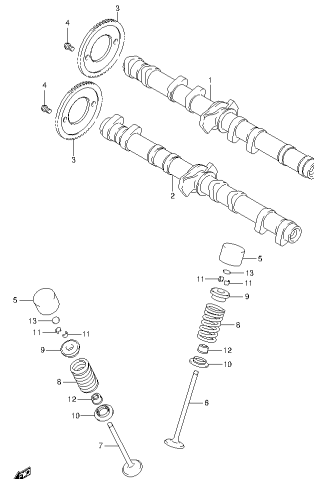
GSX125FAL4\_E99\_008  
CRANKSHAFT

**FIG.9**

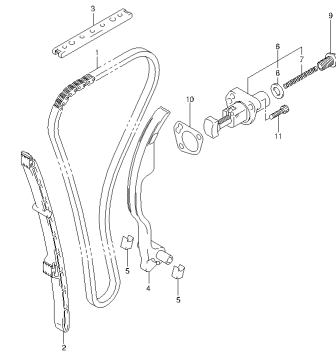
GSX125FALA\_E99\_009  
STARTER CLUTCH

**FIG.10**

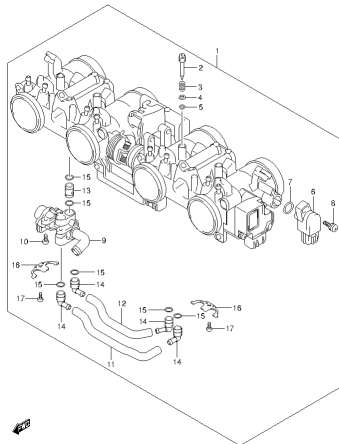
GSX125FALA\_E99\_010  
CRANK BALANCER

**FIG.11**

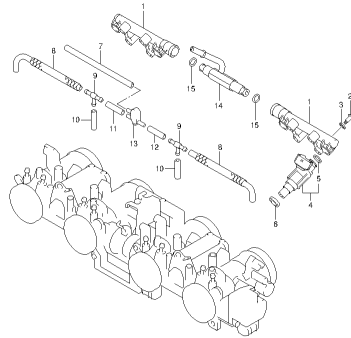
GSX125FALA\_E99\_011  
CAMSHAFT VALVE

**FIG.12**

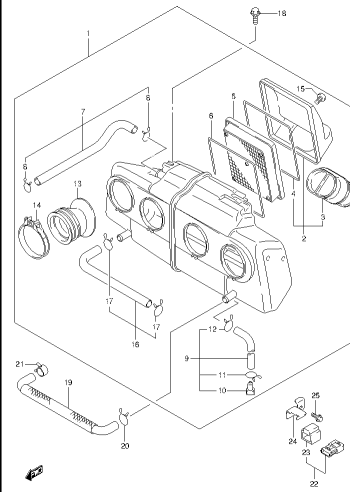
GSX125FALA\_E99\_012  
CAM CHAIN

**FIG.13**

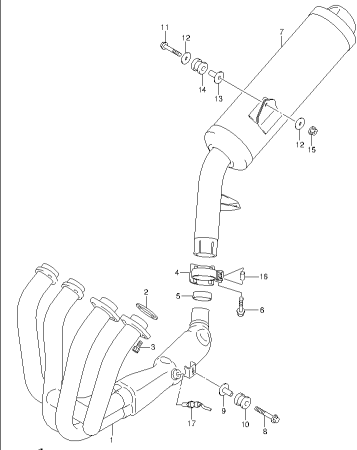
GSX125FALA\_E99\_013  
THROTTLE BODY

**FIG.14**

GSX125FALA\_E99\_014  
THROTTLE BODY HOSE JOINT

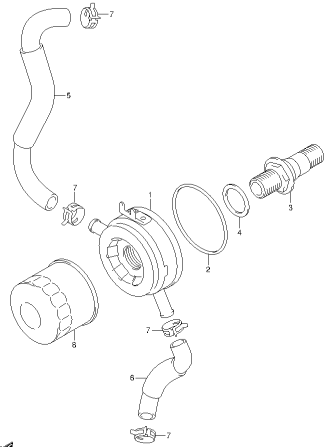
**FIG.15**

GSX125FALA\_E99\_015  
AIR CLEANER

**FIG.16**

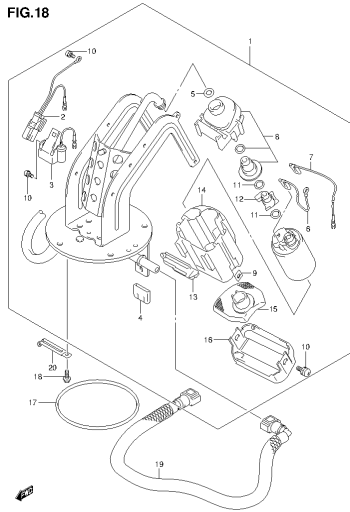
GSX125FALA\_E99\_016  
MUFFLER

FIG.17



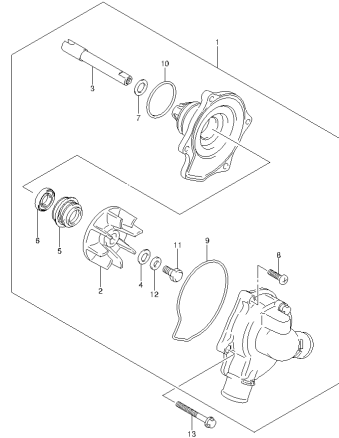
GSX125FAL4\_E99\_017  
OIL COOLER

FIG.18



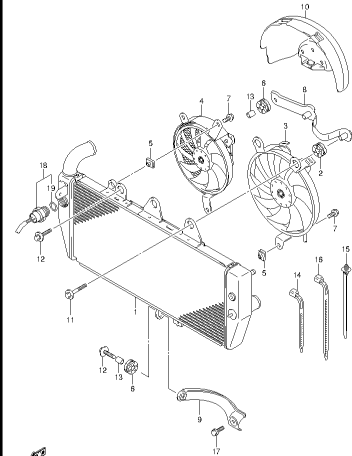
GSX125FAL4\_E99\_018  
FUEL PUMP

FIG.19



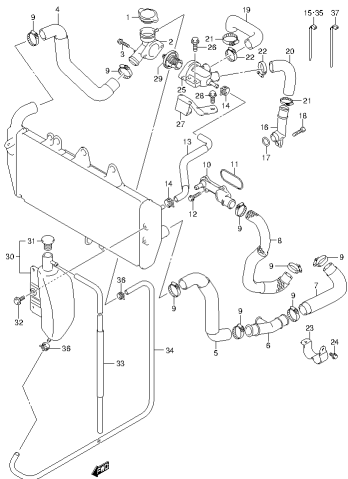
GSX125FAL4\_E99\_019  
WATER PUMP

FIG.20



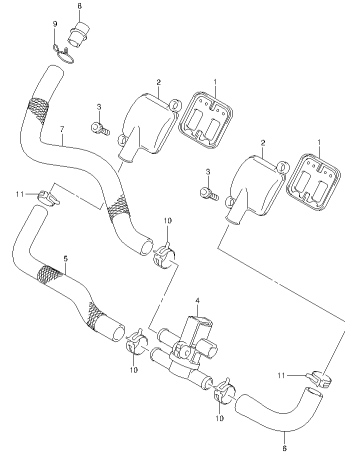
GSX125FAL4\_E99\_020  
RADIATOR

FIG.21



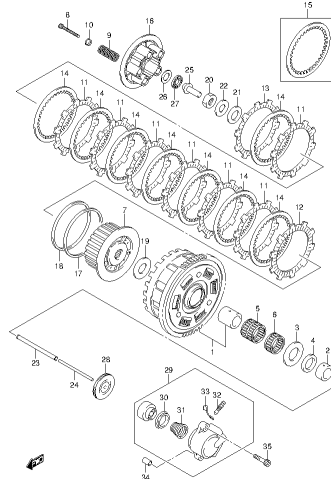
GSX125FAL4\_E99\_021  
RADIATOR HOSE

FIG.22



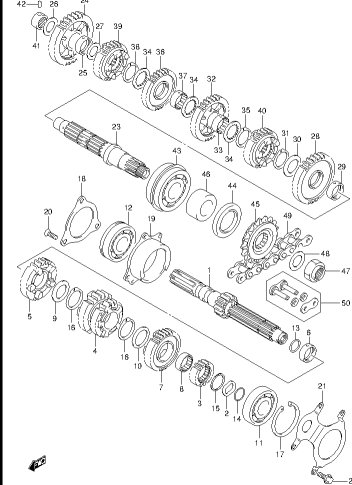
GSX125FAL4\_E99\_022  
2ND AIR

FIG.23



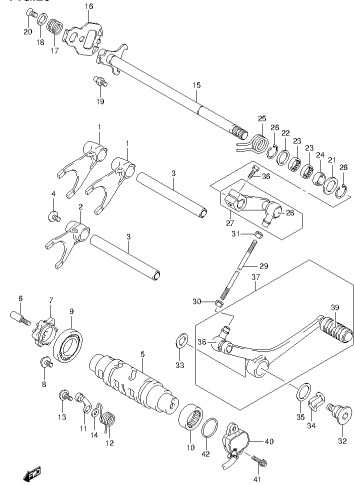
GSX125FAL4\_E99\_023  
CLUTCH

FIG.24



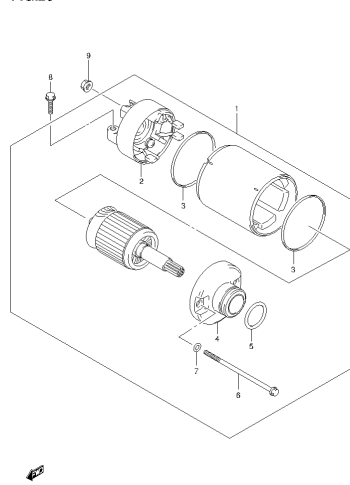
GSX125FAL4\_E99\_024  
TRANSMISSION

FIG.25



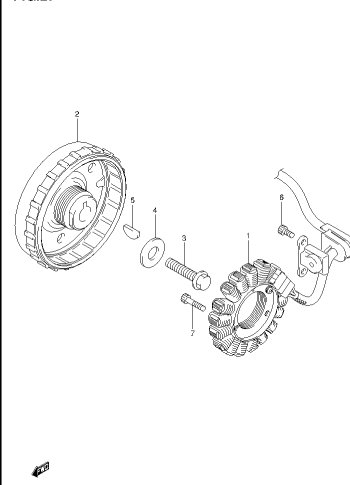
GSX1250FAL4\_E99\_025  
GEAR SHIFTING

FIG.26



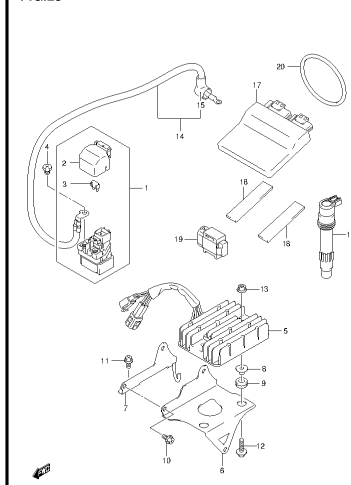
GSX1250FAL4\_E99\_026  
STARTING MOTOR

FIG.27



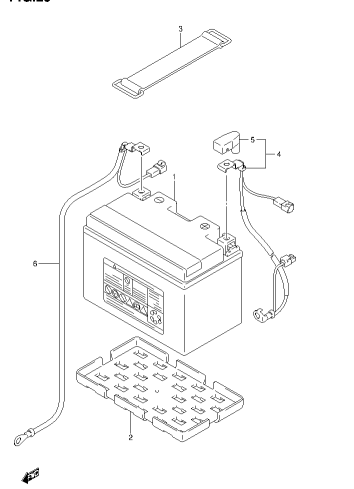
GSX1250FAL4\_E99\_027  
MAGNETO

FIG.28



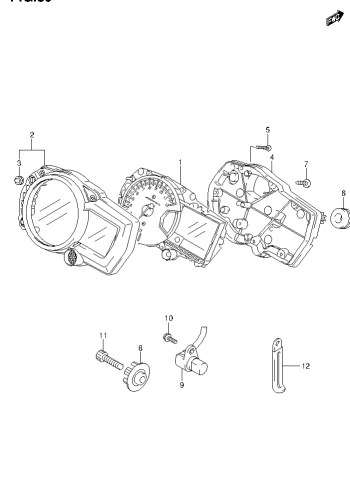
GSX1250FAL4\_E99\_028  
ELECTRICAL

FIG.29



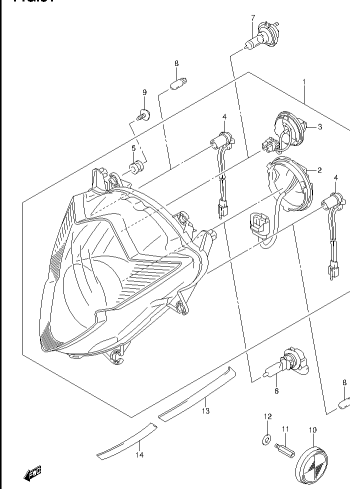
GSX1250FAL4\_E99\_029  
BATTERY

FIG.30



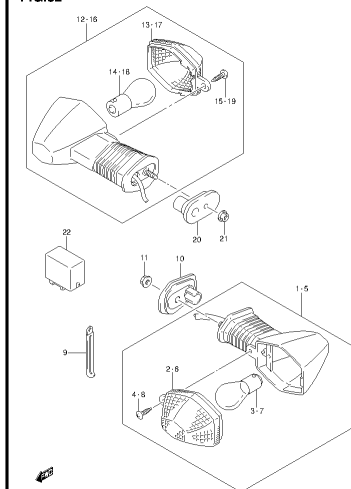
GSX1250FAL4\_E99\_030  
SPEEDOMETER

FIG.31



GSX1250FAL4\_E99\_031  
HEADLAMP

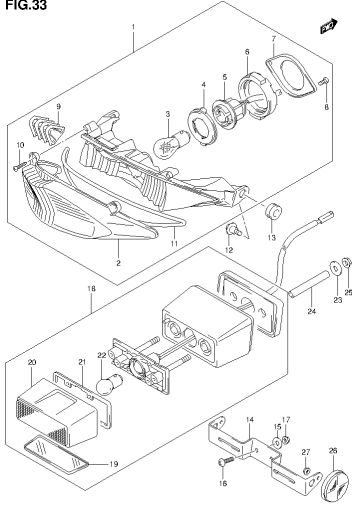
FIG.32



GSX1250FAL4\_E99\_032  
TURN SIGNAL LAMP

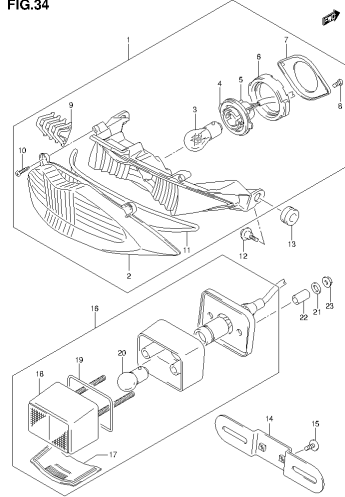


FIG.33



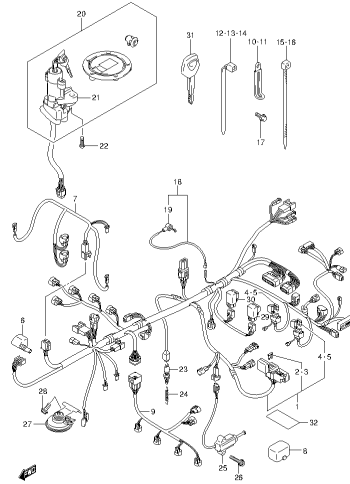
GSX125FALA\_E99\_033  
REAR COMBINATION LAMP

FIG.34



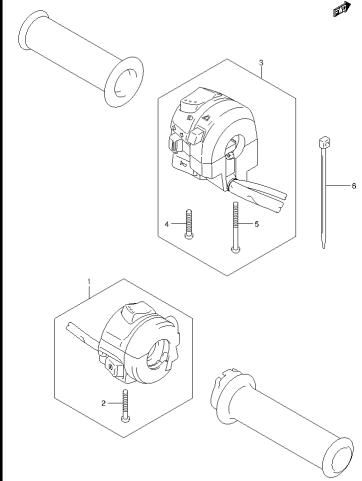
GSX125FALA\_E99\_034  
REAR COMBINATION LAMP

FIG.35



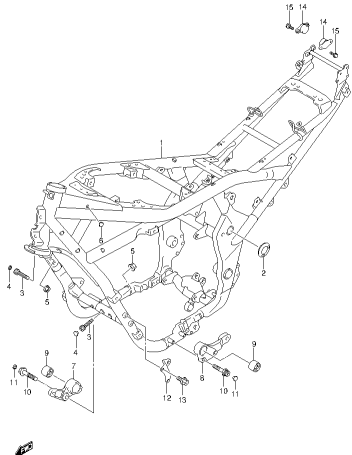
GSX125FALA\_E99\_035  
WIRING HARNESS

FIG.36



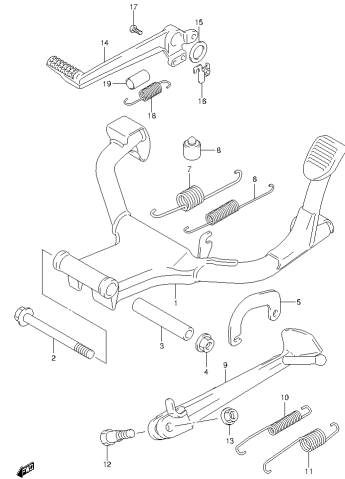
GSX125FALA\_E99\_036  
HANDLE SWITCH

FIG.37



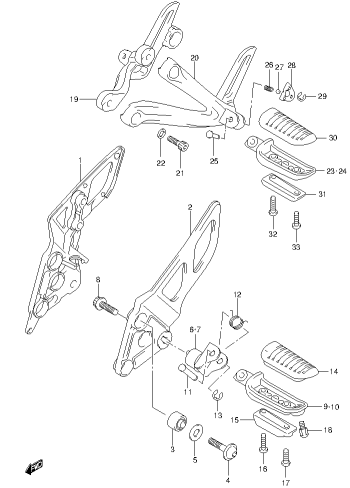
GSX125FALA\_E99\_037  
FRAME

FIG.38



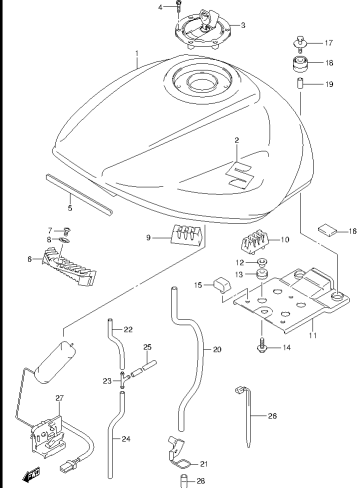
GSX125FALA\_E99\_038  
STAND

FIG.39



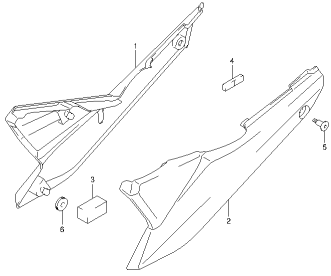
GSX125FALA\_E99\_039  
FOOTREST

FIG.40



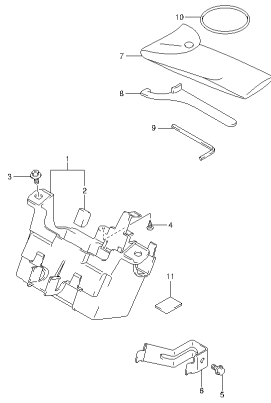
GSX125FALA\_E99\_040  
FUEL TANK

FIG.41



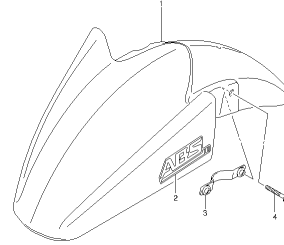
GSX1250FAL4\_E99\_041  
FRAME COVER

FIG.42



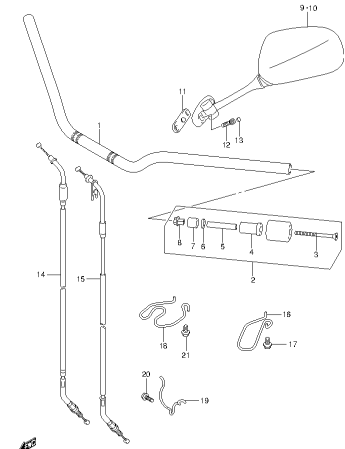
GSX1250FAL4\_E99\_042  
MANUAL BOX

FIG.43



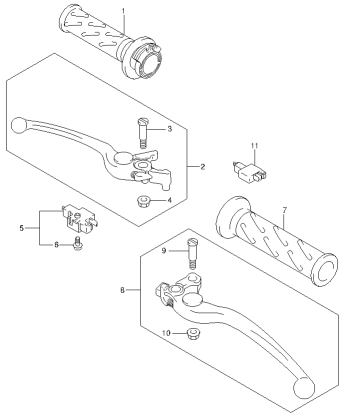
GSX1250FAL4\_E99\_043  
FRONT FENDER

FIG.44



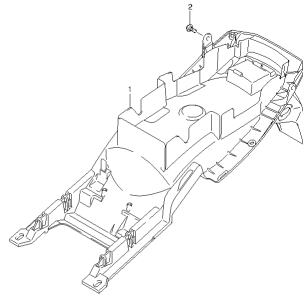
GSX1250FAL4\_E99\_044  
HANDLEBAR

FIG.45



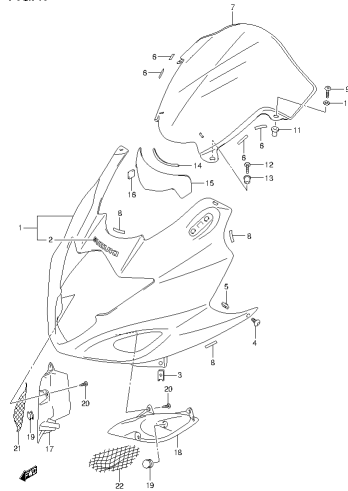
GSX1250FAL4\_E99\_045  
HANDLE LEVER

FIG.46



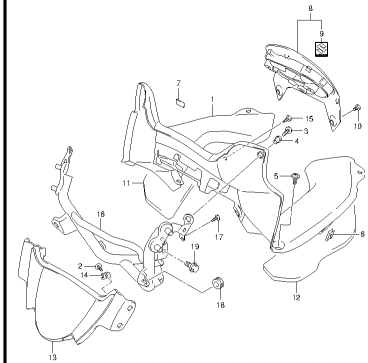
GSX1250FAL4\_E99\_046  
REAR FENDER

FIG.47



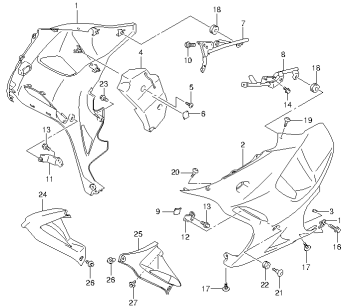
GSX1250FAL4\_E99\_047  
COWLING BODY

FIG.48



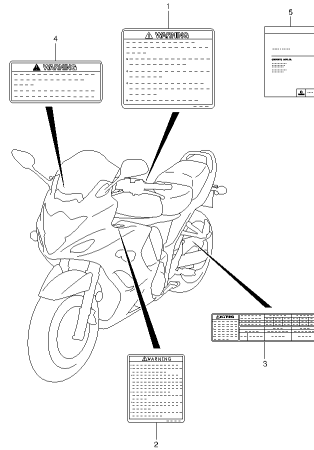
GSX1250FAL4\_E99\_048  
METER PANEL

FIG.49



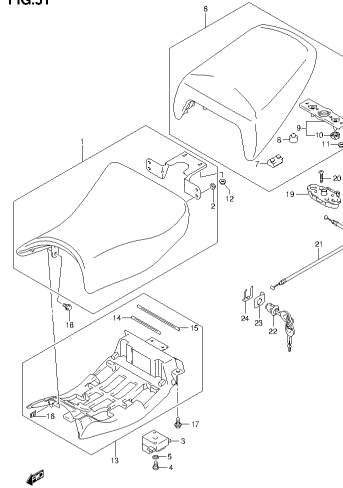
GSX125FAL4\_E99\_049  
UNDERCOWLING

FIG.50



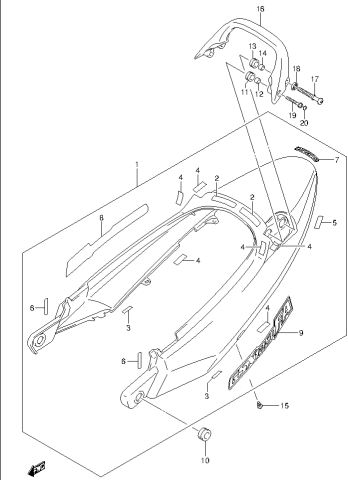
GSX125FAL4\_E99\_050  
LABEL

FIG.51



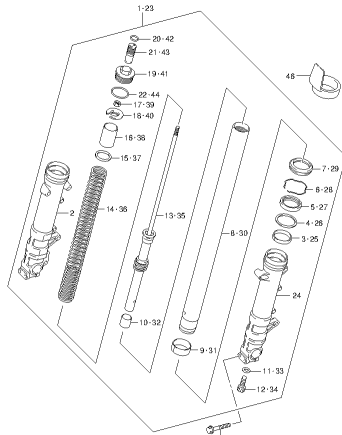
GSX125FAL4\_E99\_051  
SEAT

FIG.52



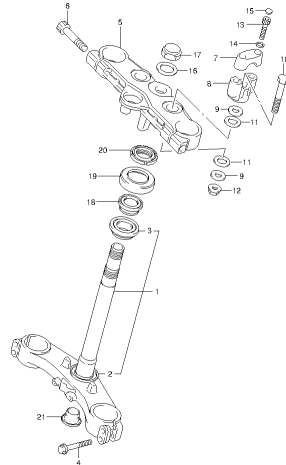
GSX125FAL4\_E99\_052  
SEAT TAIL COVER

FIG.53



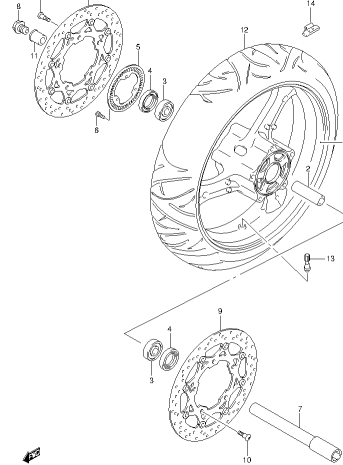
GSX125FAL4\_E99\_053  
FRONT FORK DAMPER

FIG.54



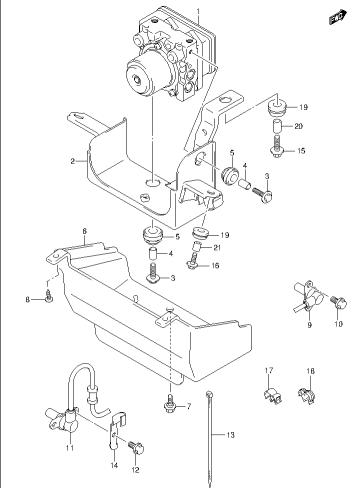
GSX125FAL4\_E99\_054  
STEERING STEM

FIG.55



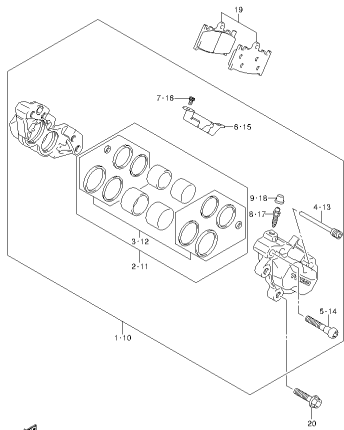
GSX125FAL4\_E99\_055  
FRONT WHEEL

FIG.56



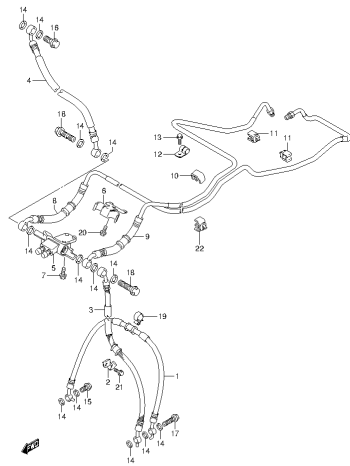
GSX125FAL4\_E99\_056  
HYDRAULIC UNIT

FIG.57



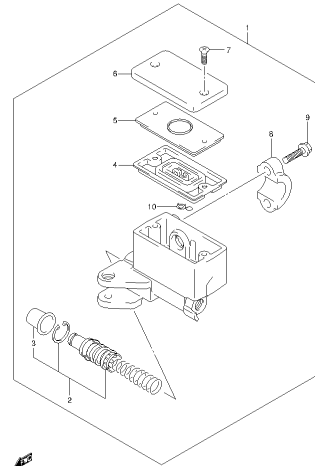
GSX125FAL4\_E99\_057  
FRONT CALIPER

FIG.58



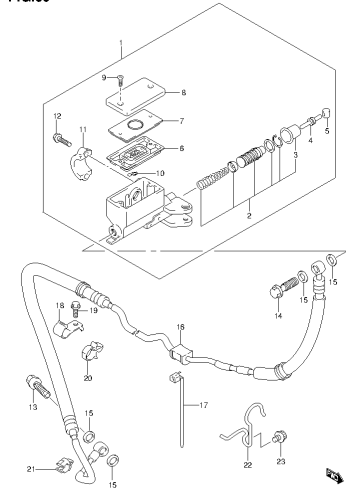
GSX125FAL4\_E99\_058  
FRONT BRAKE HOSE

FIG.59



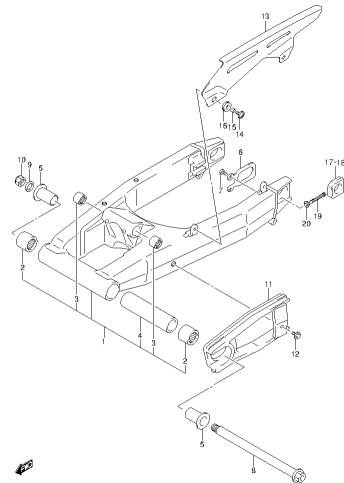
GSX125FAL4\_E99\_059  
FRONT MASTER CYLINDER

FIG.60



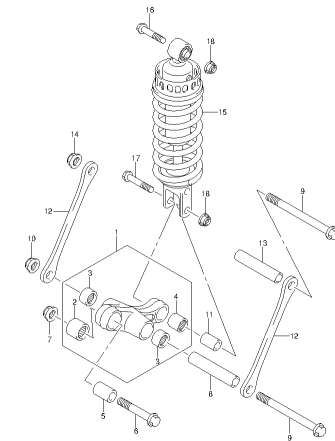
GSX125FAL4\_E99\_060  
CLUTCH MASTER CYLINDER

FIG.61



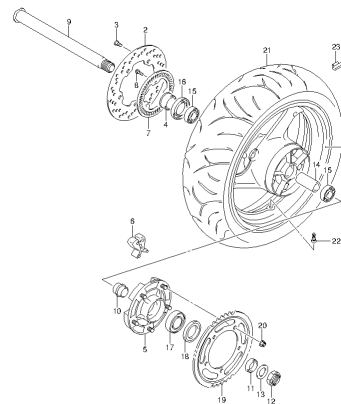
GSX125FAL4\_E99\_061  
REAR SWINGARM

FIG.62



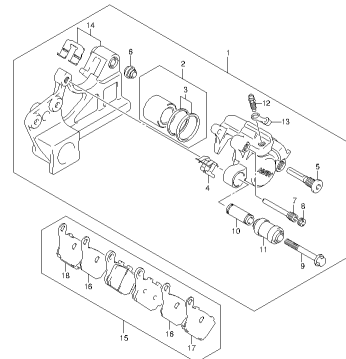
GSX125FAL4\_E99\_062  
REAR CUSHION LEVER

FIG.63



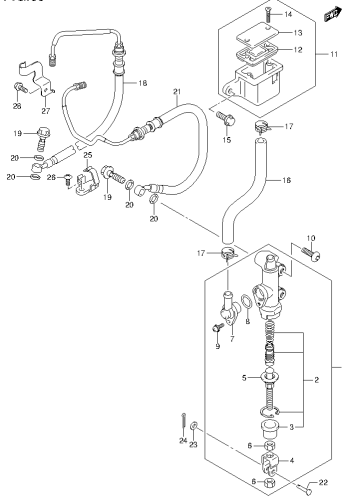
GSX125FAL4\_E99\_063  
REAR WHEEL

FIG.64



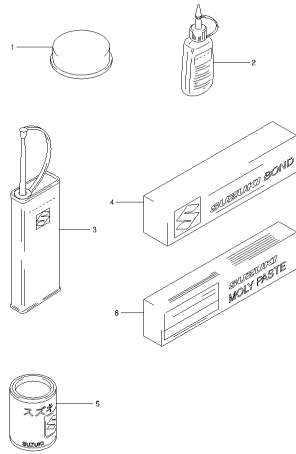
GSX125FAL4\_E99\_064  
REAR CALIPER

FIG.65



GSX125FAL4\_E99\_085  
REAR MASTER CYLINDER

FIG.66



GSX125FAL4\_E99\_086  
OPTIONAL

FIG.1

FIG.1 (1-B-2) GASKET SET

REF NO.	PART NO.	DESCRIPTION	Q'TY	REMARKS
1	11400-18810	GASKET SET	1	OPT
2	11141-18H00	.GASKET, CYLINDER HEAD	1	NOT ILLUSTRATED
3	11173-18H00	.GASKET, CYLINDER HEAD COVER	1	NOT ILLUSTRATED
4	11241-18H00	.GASKET, CYLINDER	1	NOT ILLUSTRATED
5	11482-18H00	.GASKET, CLUTCH COVER	1	NOT ILLUSTRATED
6	11483-18H00	.GASKET, MAGNETO COVER	1	NOT ILLUSTRATED
7	11491-18H00	.GASKET, CRANKSHAFT COVER	1	NOT ILLUSTRATED
8	12837-27G00	.GASKET, TENSIONER ADJUSTER	1	NOT ILLUSTRATED
9	14181-18C00	.GASKET, EXHAUST PIPE	4	NOT ILLUSTRATED

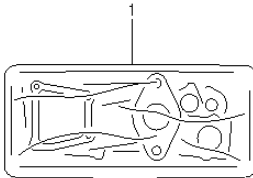


FIG.2

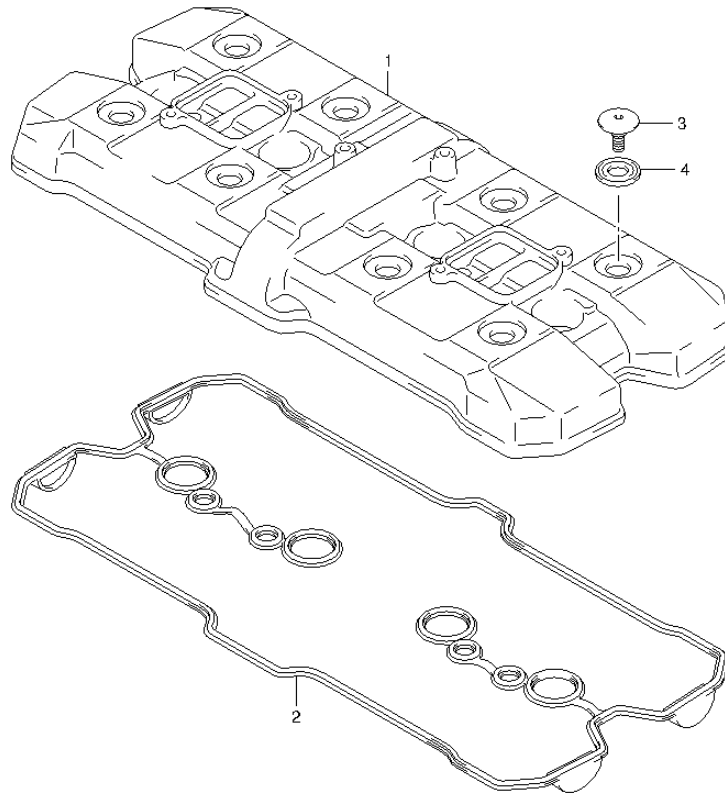
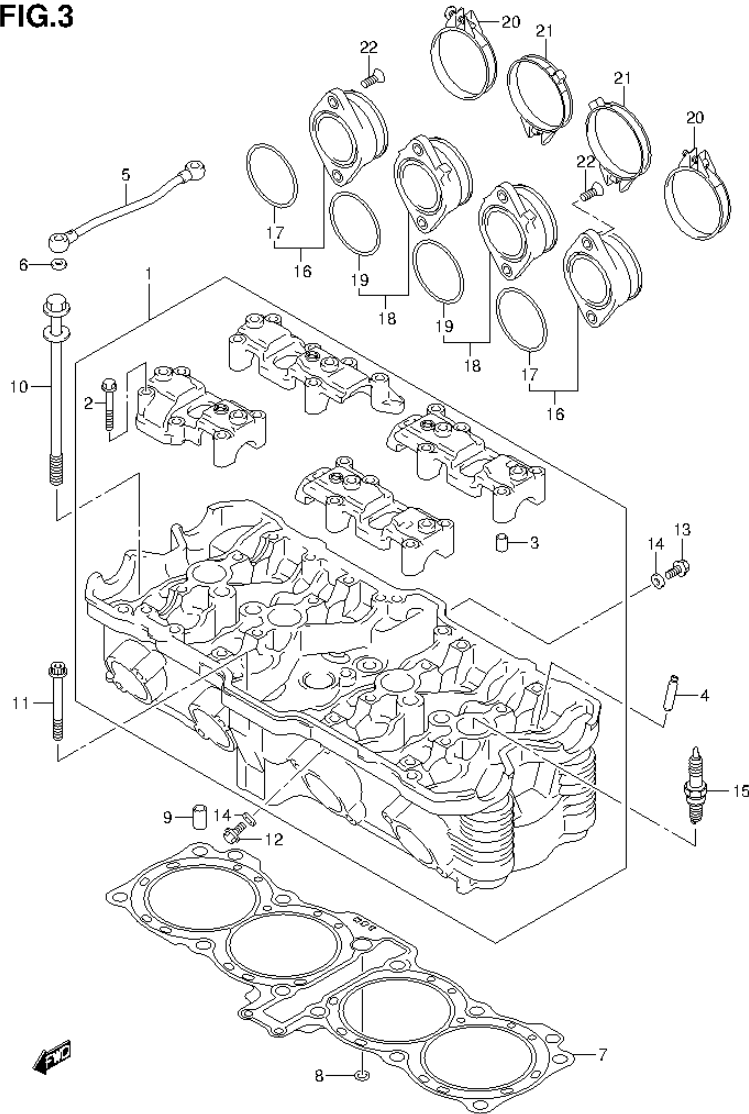


FIG.2 (1-B-3) CYLINDER HEAD COVER

REF NO.	PART NO.	DESCRIPTION	Q'TY	REMARKS
1	11170-18H10	COVER, CYLINDER HEAD	1	
2	11173-18H00	GASKET, HEAD HEAD COVER	1	
3	09106-07009	BOLT (7X17.5)	8	
4	11191-27E00	WASHER	8	



**FIG.3**

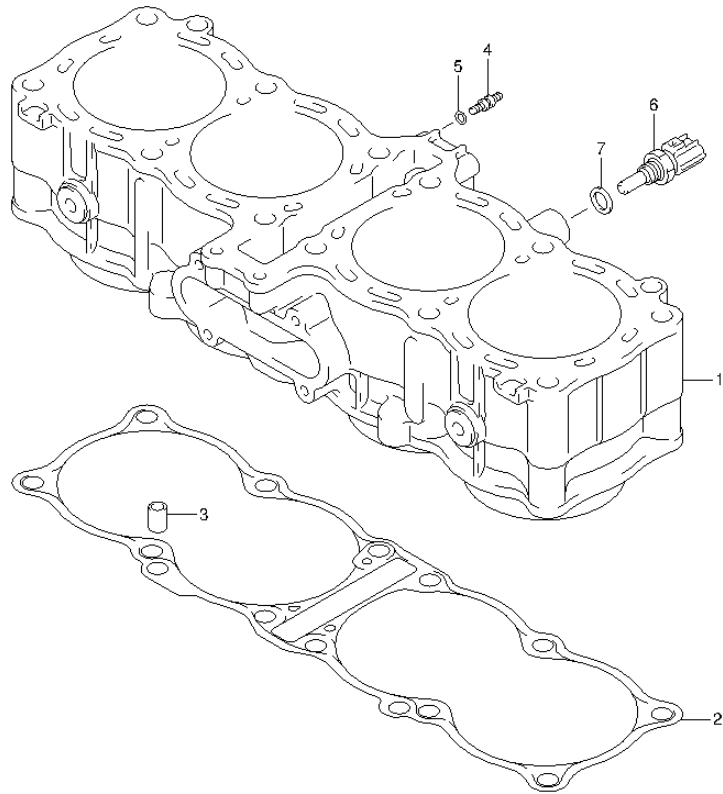


**FIG.3 (1-B-4) CYLINDER HEAD**

REF NO.	PART NO.	DESCRIPTION	Q'TY	REMARKS
1	11100-18H10	HEAD ASSY, CYLINDER	1	
2	09103-06293	.BOLT (6X45)	21	
3	09206-08001	.PIN (8X11)	8	
4	11115-17E70	GUIDE, VALVE (OS 0.3)	16	OPT
5	11131-18H00	PIPE, OIL	1	
6	08322-0106B	WASHER	2	
7	11141-18H00	GASKET, CYLINDER HEAD	1	
8	11143-32F00	O RING	1	
9	04211-11169	PIN	2	
10	11117-18H00	BOLT	12	
11	07120-0665B	BOLT	2	
12	01550-0612A	BOLT	1	
13	07120-0612B	BOLT	1	
14	09168-06023	GASKET (5.8X13X1.2)	2	
15-1	09482-00516	SPARK PLUG (CR7E)	4	NGK
15-2	09482-00515	SPARK PLUG (U22ESR-N)	4	DENSO
15-3	09482-00528	SPARK PLUG (CR6E)	4	OPT NGK
15-4	09482-00456	SPARK PLUG (CR8E)	4	OPT NGK
15-5	09482-00529	SPARK PLUG (U20ESR-N)	4	OPT DENSO
15-6	09482-00457	SPARK PLUG (U24ESR-N)	4	OPT DENSO
16	13101-18H00	PIPE, INTAKE NO.1	2	
17	09280-42003	.O RING (D:2.4,ID:41.7)	2	
18	13102-18H01	PIPE, INTAKE NO.2	2	
19	09280-42003	.O RING (D:2.4,ID:41.7)	2	
20	13826-18H00	CLAMP, INTAKE PIPE	2	
21	13826-18H10	CLAMP, INTAKE PIPE	2	
22	02122-0616B	SCREW	8	



**FIG.4**



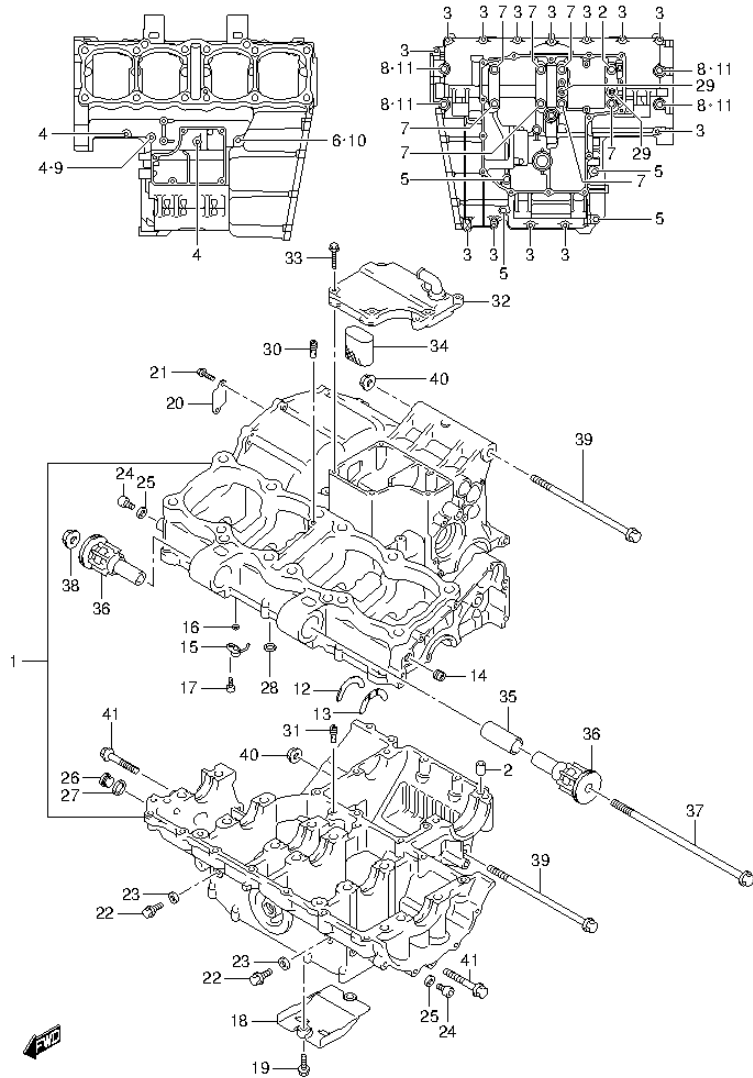
**FIG.4 (1-B-5) CYLINDER**

REF NO.	PART NO.	DESCRIPTION	Q'TY	REMARKS
1	11210-18H10-0F0	CYLINDER	1	
2	11241-18H00	GASKET, CYLINDER	1	
3	04211-11169	PIN	2	
4	09493-80005	JET(8)	1	
5	09280-04004	O RING (D:1.2,ID:4)	1	
6	13650-49X00	SENSOR, WATER TEMP	1	
7	09168-12017	GASKET (12X17X1)	1	



FIG.5

FIG.5 (1-B-6) CRANKCASE

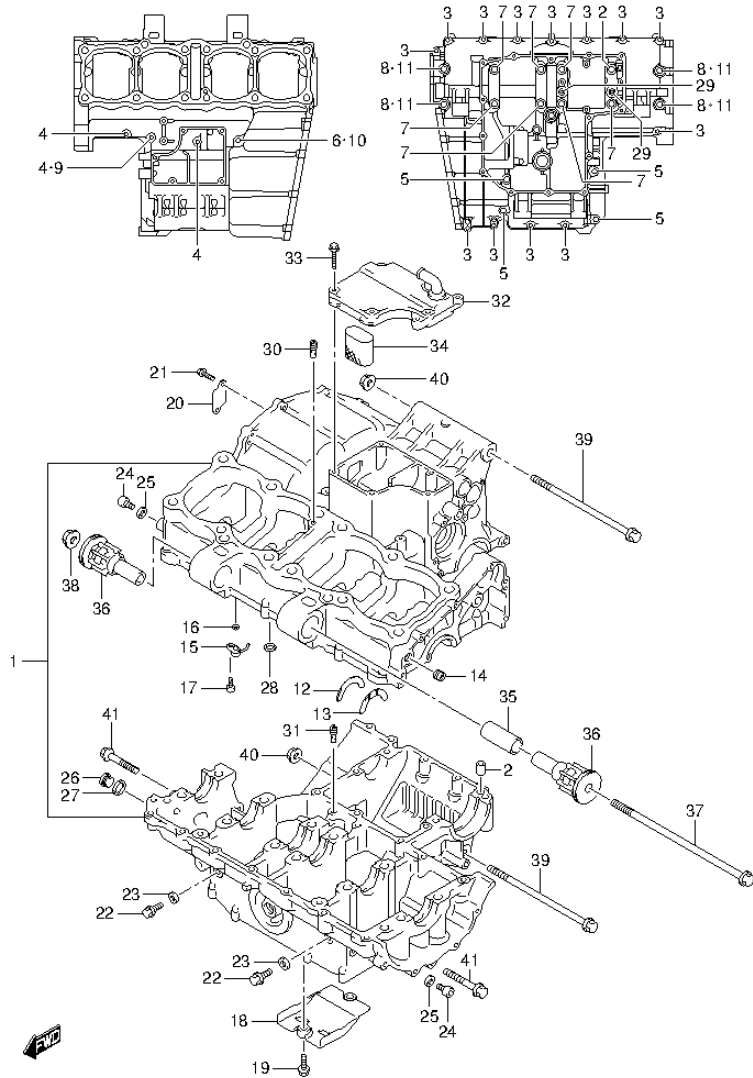


REF NO.	PART NO.	DESCRIPTION	Q'TY	REMARKS
1	11301-18820	CRANKCASE SET	1	
2	11319-33E50	.PIN	3	
3	01547-0640A	.BOLT	13	
4	01547-0655A	.BOLT	3	
5	01550-0870A	.BOLT	4	
6	01550-0890A	.BOLT	1	
7	09103-09005	.BOLT (9X135)	8	
8	09103-09008	.BOLT (9X95)	4	
9	09168-06023	.GASKET (5.8X13X1.2)	1	
10	09168-08016	.GASKET (8.2X14X1)	1	
11	09168-10031	.GASKET (10.2X20X2.3)	4	
12	12228-17E00-0D0	.BEARING, THRUST RH (GREEN)	1	
13-1	12228-17E00-0A0	.BEARING, THRUST LH (RED)	1	
13-2	12228-17E00-0B0	.BEARING, THRUST LH (BLACK)	1	
13-3	12228-17E00-0C0	.BEARING, THRUST LH (BLUE)	1	
13-4	12228-17E00-0D0	.BEARING, THRUST LH (GREEN)	1	
13-5	12228-17E00-0E0	.BEARING, THRUST LH (YELLOW)	1	
13-6	12228-17E00-0F0	.BEARING, THRUST LH (WHITE)	1	
14	11329-02F00	JET, OIL GALLERY	1	
15	11390-18H00	JET, PISTON COOLING	4	
16	09280-04004	O RING (D:1.2,ID:4)	4	
17	09106-06075	BOLT (6X12)	4	
18	11323-18H00	SEPARATOR, OIL	1	
19	01550-0620A	BOLT	2	
20	11317-18H00	PLATE, OIL SEPARATOR	1	
21	01547-0612A	BOLT	2	
22	01550-0612A	BOLT	2	
23	09168-06018	GASKET (6.2X13X1.2)	2	
24	07130-0812A	BOLT	2	
25	09168-08016	GASKET (8.2X14X1)	2	
26	09248-16012	PLUG (16X8)	1	
27	09168-16002	GASKET (16X22X2)	1	
28	09280-08012	O RING (D:1.9,ID:7.8)	2	
29	09280-12009	O RING (D:1.9,ID:12.6)	2	

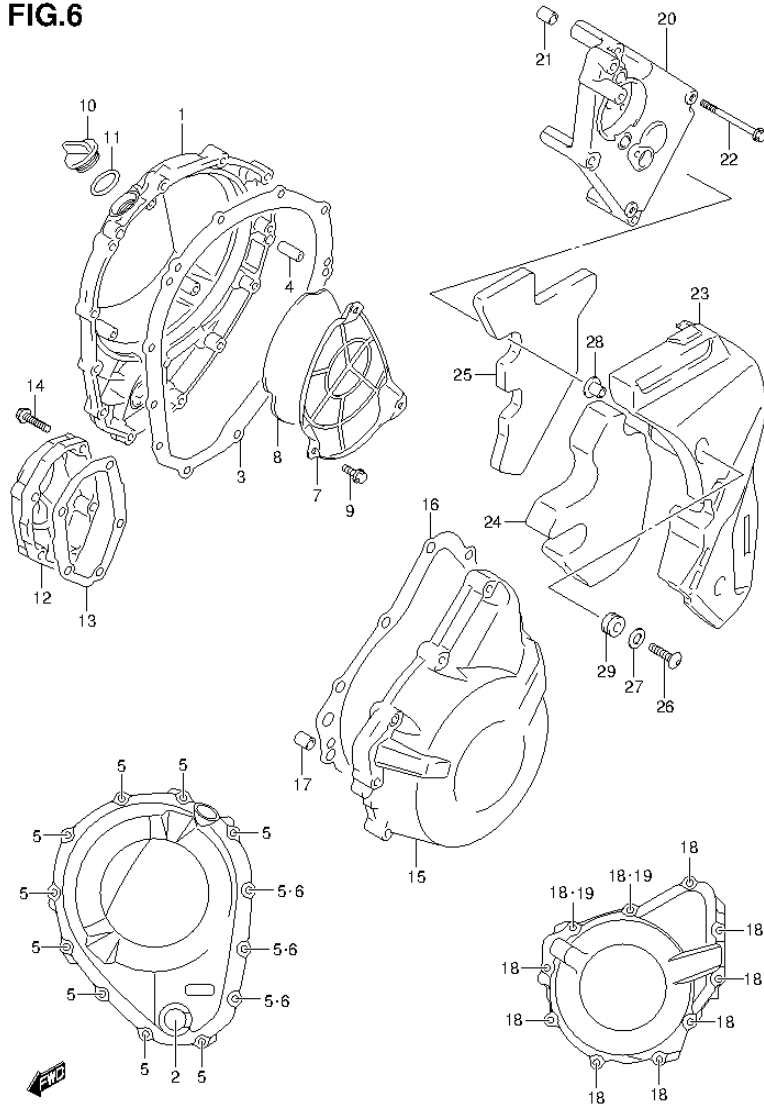
FIG.5

FIG.5 (1-B-7) CRANKCASE

REF NO.	PART NO.	DESCRIPTION	Q'TY	REMARKS
30	09493-28012	JET, 140	1	
31	09493-36006	JET, AIR (180)	1	
32	11330-18H10	COVER, BREATHER	1	
33	09103-06213	BOLT (6X30)	5	
34	11318-18H00	SEPARATOR, OIL BREATHER	1	
35	11611-48G00	SPACER	1	
36	11652-10G30	BUSH	2	
37	09103-10041-A05	BOLT (10X215)	1	
38	08319-3110A	NUT	1	
39	09103-12031	BOLT (12X155)	2	
40	09159-12072	NUT	2	
41	01550-1050A	BOLT	2	



**FIG.6**



**FIG.6 (1-B-8) CRANKCASE COVER**

REF NO.	PART NO.	DESCRIPTION	Q'TY	REMARKS
1	11340-18H20	COVER, CLUTCH	1	
2	11971-33210	.LENS, OIL LEVEL CHECK	1	
3	11482-18H00	GASKET, CL COVER (NA)	1	
4	04211-09189	PIN	2	
5	09103-06213	BOLT (6X30)	12	
6	09168-06023	GASKET (5.8X13X1.2)	3	
7	11342-18H00	PLATE, CLUTCH COVER	1	
8	11343-18H00	DAMPER	1	
9	01550-0612A	BOLT	3	
10	11971-25D00	PLUG, OIL FILLER	1	
11	09280-17003	O RING (D:3.1,ID:16.8)	1	
12	11381-18H20	COVER, CRANKSHAFT RH	1	
13	11491-18H00	GASKET	1	
14	09103-06213	BOLT (6X30)	5	
15	11351-18H20	COVER, MAGNETO	1	
16	11483-18H00	GASKET	1	
17	04211-09149	PIN	2	
18	09103-06213	BOLT (6X30)	10	
19	09168-06023	GASKET (5.8X13X1.2)	2	
20	11371-18H00	COVER, ENGINE SPROCKET INNER	1	
21	04211-09149	PIN	2	
22	01547-0660A	BOLT	4	
23	11361-46H00	COVER, ENGINE SPROCKET OUTER	1	
24	11362-46H00	CUSHION, NO.1	1	
25	11363-46H00	CUSHION, NO.2	1	
26	09139-06057	SCREW (6X25)	3	
27	09160-06019	WASHER (6.5X16X1.2)	3	
28	09169-06062	WASHER	3	
29	09320-09016	CUSHION	3	

FIG.7

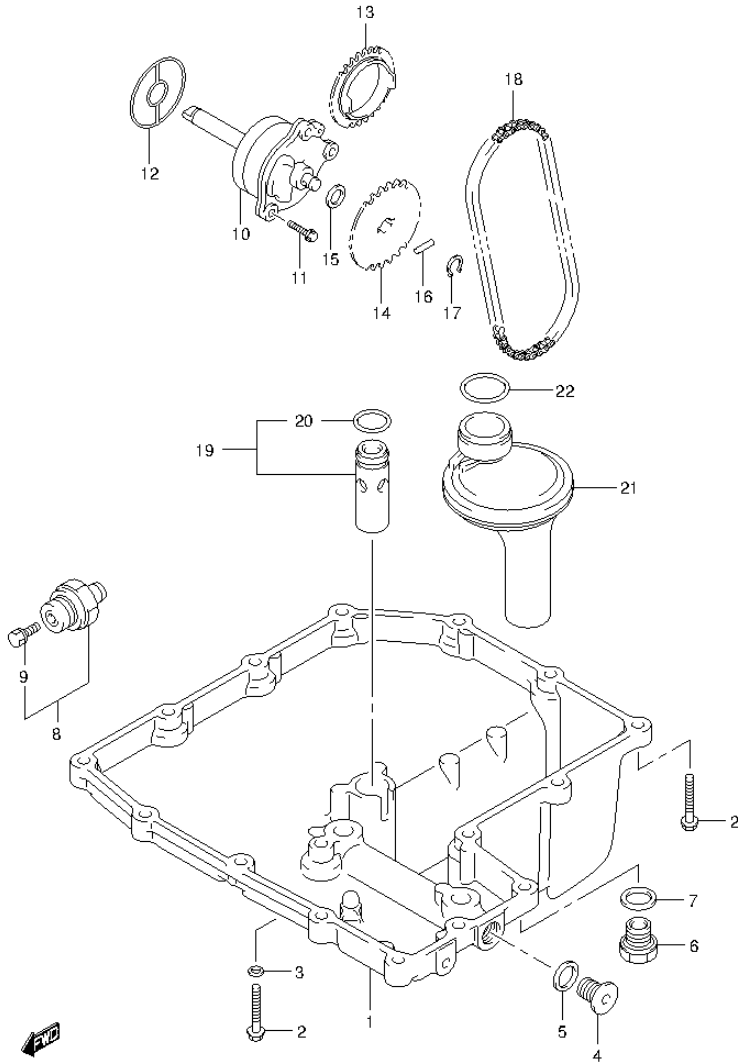


FIG.7 (1-B-9) OIL PAN/OIL PUMP

REF NO.	PART NO.	DESCRIPTION	Q'TY	REMARKS
1	11511-18H10	PAN, OIL	1	
2	01547-0625A	BOLT	16	
3	09168-06023	GASKET (5.8X13X1.2)	1	
4	09248-12004	PLUG (L:12)	1	
5	09168-12002	GASKET (12.1X16.2X3.7)	1	
6	09247-14036	PLUG (14X20)	1	OIL DRAIN
7	09168-14002	GASKET (13.8X18.8X4.8)	1	
8	37820-33D10	SWITCH, OIL PRESSURE	1	
9	37822-33D00	.BOLT	1	
10	16400-18H00	PUMP ASSY, OIL	1	
11	01547-0620A	BOLT	3	
12	16491-33E00	O RING	1	
13	16321-01H00	SPROCKET, DRIVE (NT:27)	1	
14	16331-18H00	SPROCKET, DRIVEN (NT:31)	1	
15	09181-10158	SHIM (10X18X0.5)	1	
16	09261-04009	PIN (4X15.8)	1	
17	08331-31109	CIRCLIP	1	
18	16310-18H00	CHAIN, OIL PUMP DRIVE	1	
19	16440-24F00	VALVE ASSY, OIL RELIEF	1	
20	09280-13004	.O RING (D:1.9,ID:13)	1	
21	16520-18H00	STRAINER, ENGINE OIL	1	
22	09280-25004	O RING (D:2.4,ID:24.7)	1	

FIG.8

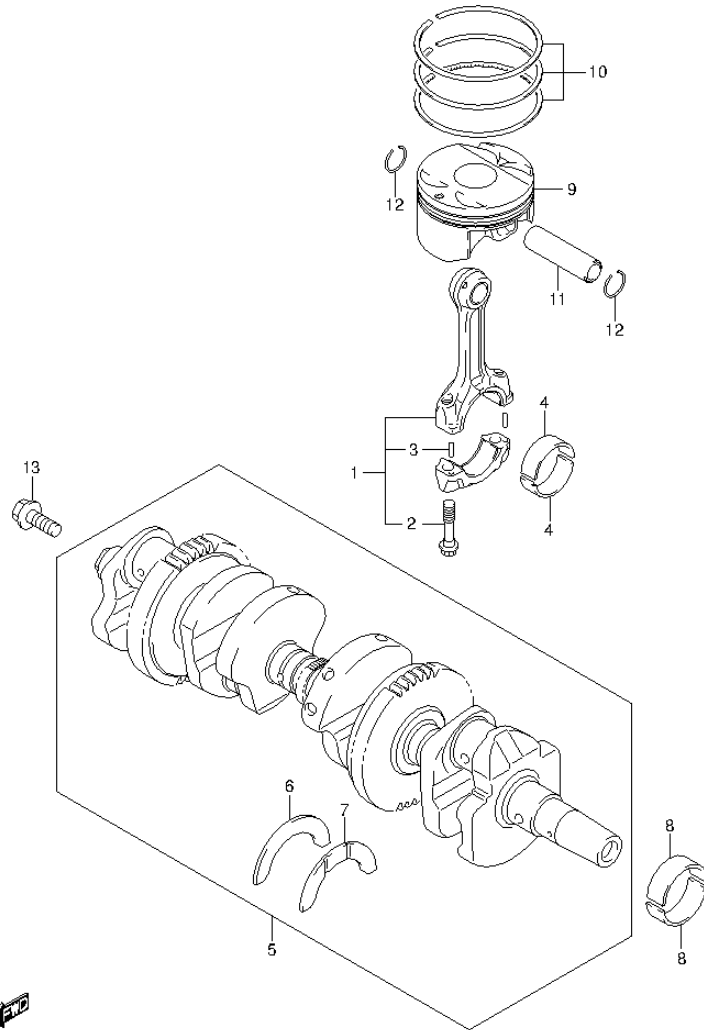
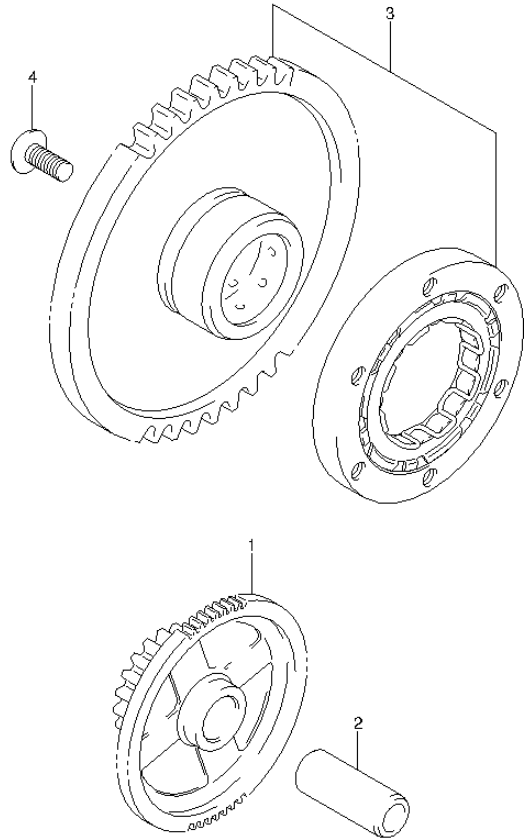


FIG.8 (1-B-10) CRANKSHAFT

REF NO.	PART NO.	DESCRIPTION	Q'TY	REMARKS
1	12160-18H00	ROD ASSY, CONNECTING	4	
2	12163-24F10	.BOLT	8	
3	04221-04089	.PIN	8	
4-1	12164-46E01-0A0	BEARING, CRANK PIN (GREEN)	8	
4-2	12164-46E01-0B0	BEARING, CRANK PIN (BLACK)	8	
4-3	12164-46E01-0C0	BEARING, CRANK PIN (BROWN)	8	
4-4	12164-46E01-0D0	BEARING, CRANK PIN (YELLOW)	8	
5	12000-18820	CRANKSHAFT SET	1	
6	12228-17E00-0D0	.BEARING, THRUST RH (GREEN)	1	
7-1	12228-17E00-0A0	.BEARING, THRUST LH (RED)	1	
7-2	12228-17E00-0B0	.BEARING, THRUST LH (BLACK)	1	
7-3	12228-17E00-0C0	.BEARING, THRUST LH (BLUE)	1	
7-4	12228-17E00-0D0	.BEARING, THRUST LH (GREEN)	1	
7-5	12228-17E00-0E0	.BEARING, THRUST LH (YELLOW)	1	
7-6	12228-17E00-0F0	.BEARING, THRUST LH (WHITE)	1	
8-1	12229-34E00-0A0	BEARING, CRANKSHAFT (GREEN)	12	
8-2	12229-34E00-0B0	BEARING, CRANKSHAFT (BLACK)	12	
8-3	12229-34E00-0C0	BEARING, CRANKSHAFT (BROWN)	12	
8-4	12229-34E00-0D0	BEARING, CRANKSHAFT (YELLOW)	12	
9	12111-18H00-0F0	PISTON	4	
10	12140-18H00	RING SET, PISTON	4	
11	12151-07D00	PIN, PISTON	4	
12	09381-18003	CIRCLIP	8	
13	01550-1016A	BOLT	1	

**FIG.9**

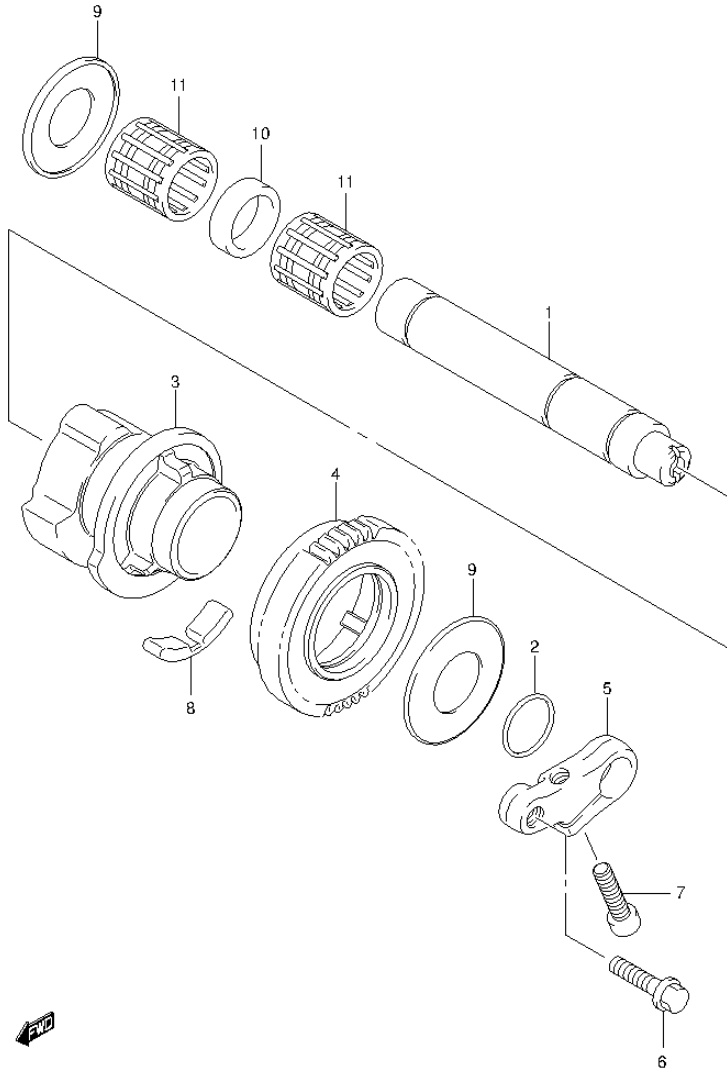


**FIG.9 (1-B-11) STARTER CLUTCH**

REF NO.	PART NO.	DESCRIPTION	Q'TY	REMARKS
1	12611-06B00	GEAR, STARTER IDLE (NT:12/53)	1	
2	09206-11014	PIN (7X11X42)	1	
3	12600-18810	CLUTCH SET, STARTER (NT:68)	1	
4	09139-08023	SCREW (8X16)	6	



**FIG.10**



**FIG.10 (1-B-12) CRANK BALANCER**

REF NO.	PART NO.	DESCRIPTION	Q'TY	REMARKS
1	12650-18H00-0F0	SHAFT, CRANK BALANCER	1	
2	09280-17007	O RING (D:1.9,ID:16.8)	1	
3	12654-18H00-0F0	BALANCER	1	
4	12666-18H00	GEAR, CRANK BALANCER	1	
5	12681-26D01	ARM, BALANCER SHAFT	1	
6	09103-06286	BOLT (6X20)	1	
7	07130-0620A	BOLT	1	
8	12686-18H00	DAMPER, CRANK BALANCER	3	
9	09169-21001	WASHER	2	
10	09180-19014	SPACER (19X26X8.6)	1	
11	09263-19016	BEARING (19X26X25.2)	2	





FIG.11

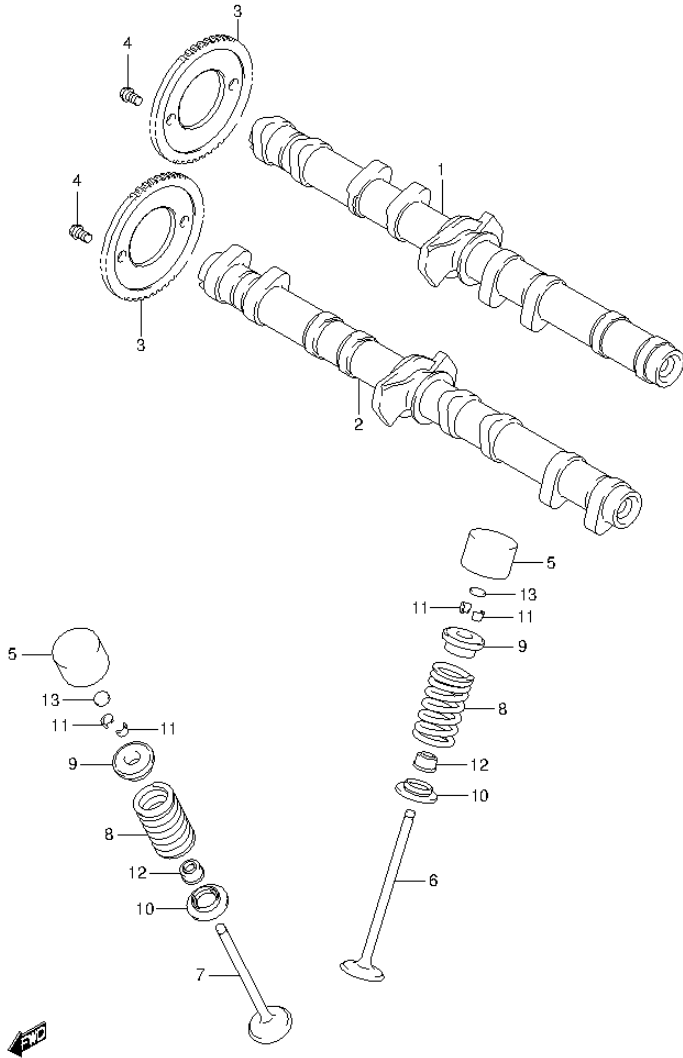
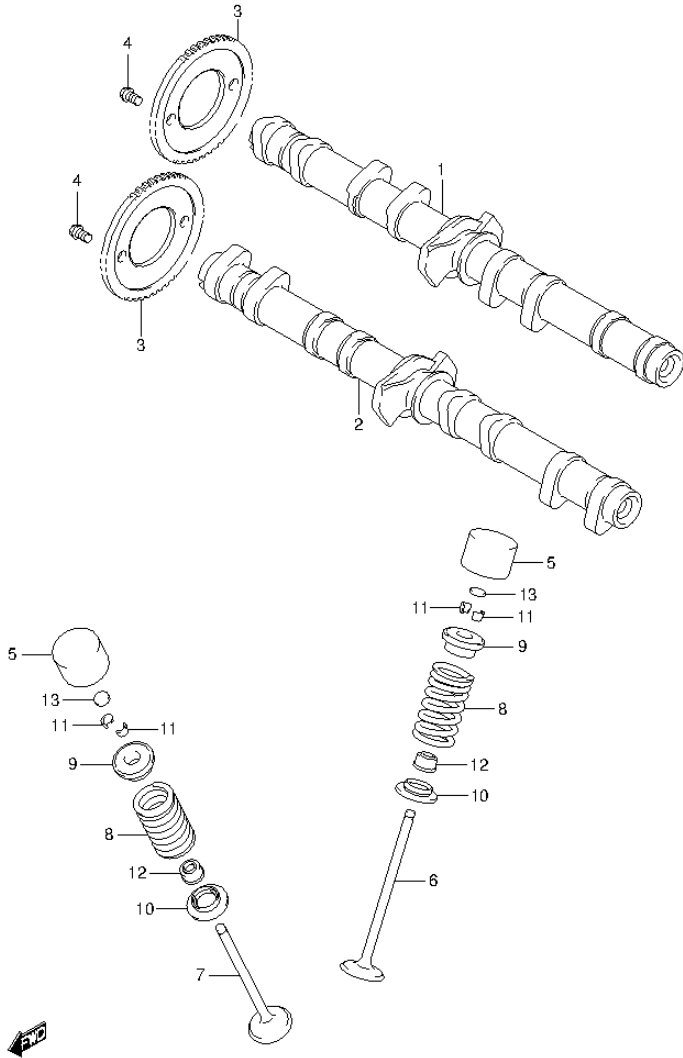


FIG.11 (1-B-13) CAMSHAFT/VALVE

REF NO.	PART NO.	DESCRIPTION	Q'TY	REMARKS
1	12710-18H00	CAMSHAFT, INTAKE	1	
2	12720-18H00	CAMSHAFT, EXHAUST	1	
3	12741-17H10	SPROCKET (NT:42)	2	
4	09103-07001	BOLT (7X11)	4	
5	12891-18H00	TAPPET	16	
6	12911-18H00	VALVE, INTAKE	8	
7	12912-46E00	VALVE, EXHAUST	8	
8	12921-18H00	SPRING, VALVE	16	
9	12931-17E01	RETAINER, VALVE SPRING	16	
10	12933-17E00	SEAT, VALVE SPRING	16	
11	12932-32C00	COTTER, VALVE	32	
12	09289-04002	OIL SEAL (4.5X10X8)	16	
13-1	12892-05C00-120	SHIM, TAPPET (T:1.20)	16	
13-2	12892-05C00-125	SHIM, TAPPET (T:1.25)	16	
13-3	12892-05C00-130	SHIM, TAPPET (T:1.30)	16	
13-4	12892-05C00-135	SHIM, TAPPET (T:1.35)	16	
13-5	12892-05C00-140	SHIM, TAPPET (T:1.40)	16	
13-6	12892-05C00-145	SHIM, TAPPET (T:1.45)	16	
13-7	12892-05C00-150	SHIM, TAPPET (T:1.50)	16	
13-8	12892-05C00-155	SHIM, TAPPET (T:1.55)	16	
13-9	12892-05C00-160	SHIM, TAPPET (T:1.60)	16	
13-10	12892-05C00-165	SHIM, TAPPET (T:1.65)	16	
13-11	12892-05C00-170	SHIM, TAPPET (T:1.70)	16	
13-12	12892-05C00-175	SHIM, TAPPET (T:1.75)	16	
13-13	12892-05C00-180	SHIM, TAPPET (T:1.80)	16	
13-14	12892-05C00-185	SHIM, TAPPET (T:1.85)	16	
13-15	12892-05C00-190	SHIM, TAPPET (T:1.90)	16	
13-16	12892-05C00-195	SHIM, TAPPET (T:1.95)	16	
13-17	12892-05C00-200	SHIM, TAPPET (T:2.00)	16	
13-18	12892-05C00-205	SHIM, TAPPET (T:2.05)	16	
13-19	12892-05C00-210	SHIM, TAPPET (T:2.10)	16	
13-20	12892-05C00-215	SHIM, TAPPET (T:2.15)	16	
13-21	12892-05C00-220	SHIM, TAPPET (T:2.20)	16	

**FIG.11**



**FIG.11 (1-B-14) CAMSHAFT/VALVE**

REF NO.	PART NO.	DESCRIPTION	Q'TY	REMARKS
14	12800-05830	SHIM SET, TAPPET T:1.20, 1.25..2.95, 3.00 (5PCS.EACH) & NO.15	1	OPT NOT ILLUSTRATED
15	99000-69491	.CASE, TAPPET SHIM	1	OPT NOT ILLUSTRATED

FIG.12

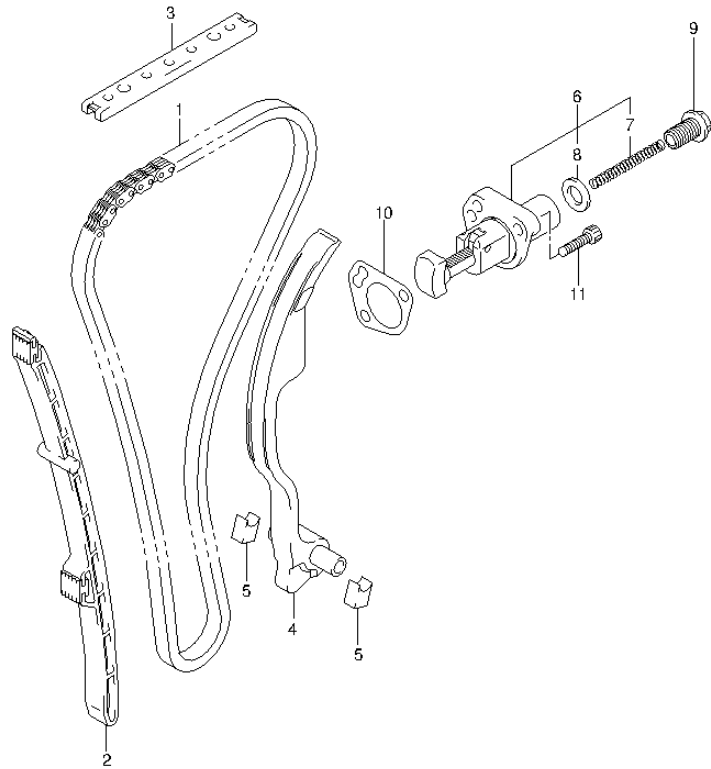


FIG.12 (1-B-15) CAM CHAIN

REF NO.	PART NO.	DESCRIPTION	Q'TY	REMARKS
1	12760-18H00	CHAIN, CAM SHAFT DRIVE	1	
2	12771-18H00	GUIDE, CAM CHAIN NO.1	1	
3	12782-18H00	GUIDE, CAM CHAIN NO.2	1	
4	12810-18H00	TENSIONER, CAM CHAIN	1	
5	12814-34200	CUSHION	2	
6	12834-48G00	ADJUSTER ASSY, TENSIONER	1	
7	12831-35F00	.SPRING	1	
8	12837-24F10	.GASKET	1	
9	12833-17G00	PLUG	1	
10	12837-27G00	GASKET, ADJUSTER	1	
11	07130-0625A	BOLT	2	



FIG.13

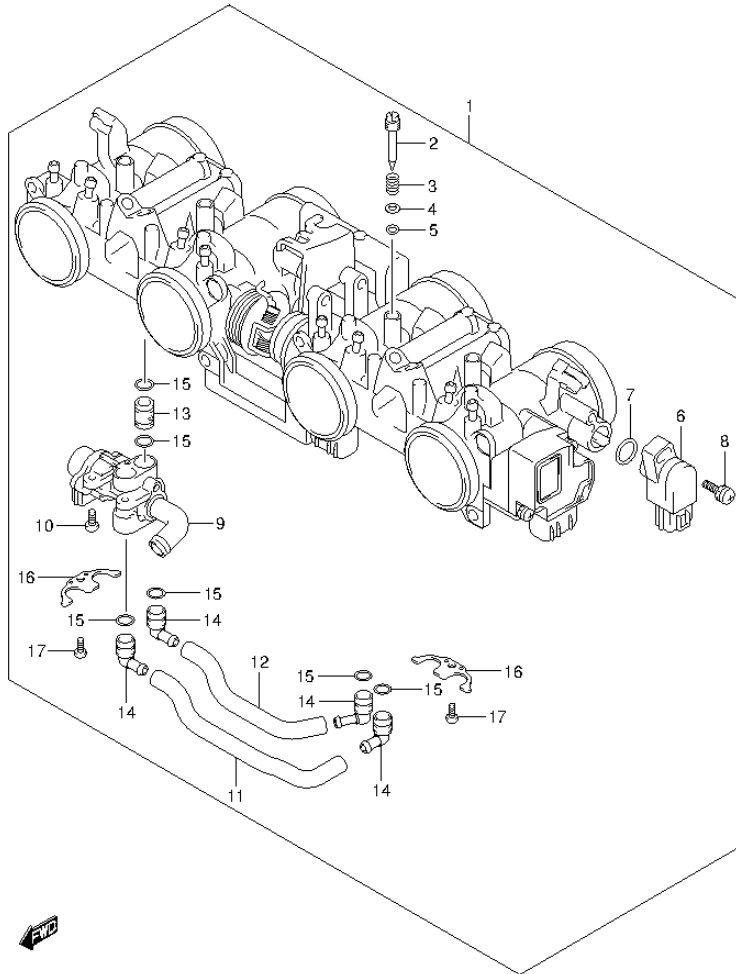


FIG.13 (1-C-2) THROTTLE BODY

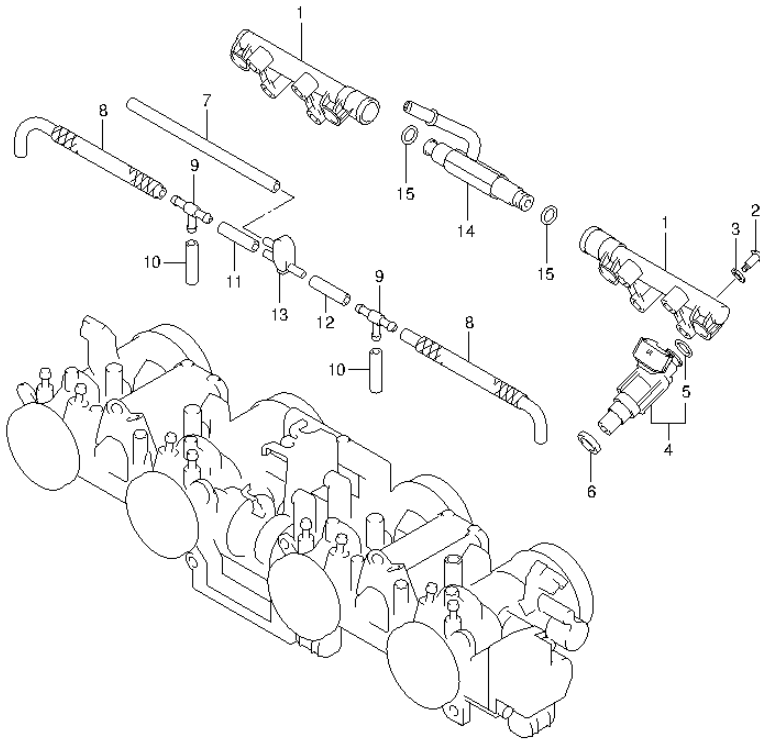
REF NO.	PART NO.	DESCRIPTION	Q'TY	REMARKS
1	13405-18H00	BODY ASSY, THROTTLE	1	
2	13269-33E00	.SCREW	4	
3	13268-48700	.SPRING	4	
4	13606-47A00	.WASHER	4	
5	13295-29900	.O RING	4	
6	13580-18H00	.SENSOR ASSY	1	
7	13575-29G00	.O RING	1	
8	13605-02F00	.SCREW	1	
9	18117-18H01	.ACTUATOR, ISC	1	
10	13605-18H00	.SCREW	2	
11	13698-18H00	.HOSE	1	
12	13698-18H10	.HOSE	1	
13	13682-18H00	.PIPE	2	
14	13685-18H00	.NIPPLE	4	
15	13679-18H00	.O RING	6	
16	13691-18H00	.PLATE	2	
17	02112-0408A	.SCREW	2	



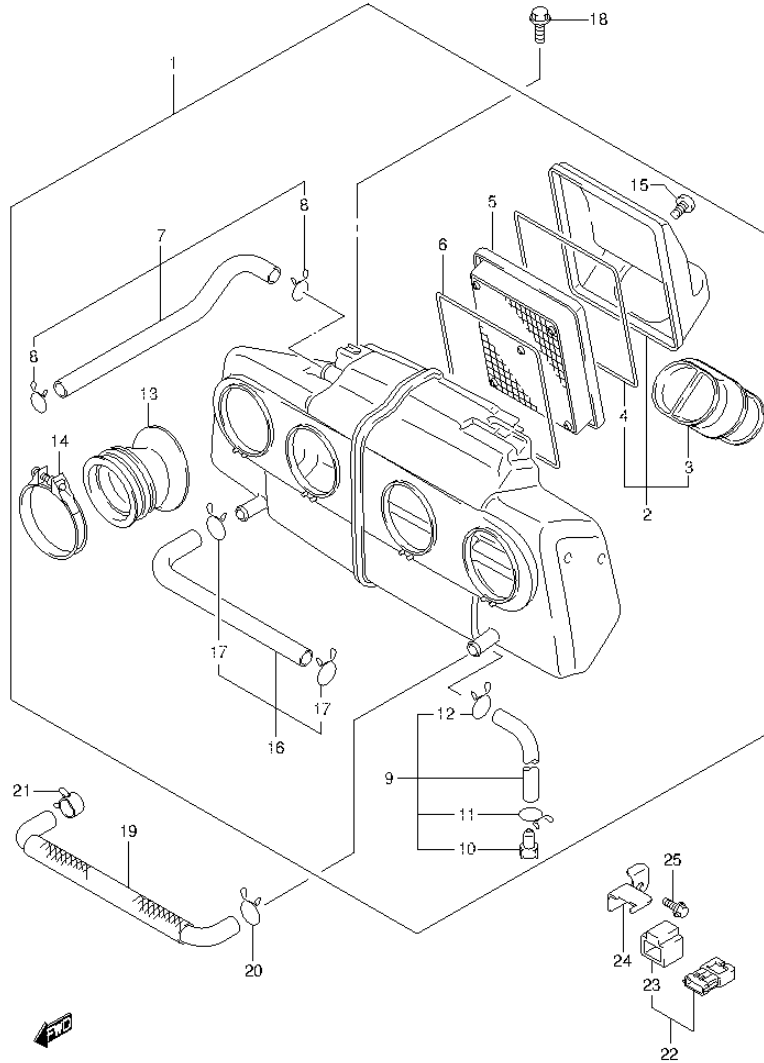
FIG.14

FIG.14 (1-C-3) THROTTLE BODY HOSE/JOINT

REF NO.	PART NO.	DESCRIPTION	Q'TY	REMARKS
1	15731-18H00	DELIVERY PIPE ASSY	2	
2	13601-29G00	SCREW	4	
3	13602-29G00	PACKING	4	
4	15710-18H00	INJECTOR ASSY	4	
5	15717-58B00	.O RING	4	
6	15722-29G00	SEAL	4	
7	13683-10F60	HOSE	1	
8	13683-18H00	HOSE	2	
9	13685-02FA0	NIPPLE	2	
10	13683-10F60	HOSE	2	
11	13683-10F60	HOSE	1	
12	13683-18H10	HOSE	1	
13	13471-18H00	NIPPLE	1	
14	13473-18H00	NIPPLE	1	
15	15721-08J00	O RING	2	



**FIG.15**



**FIG.15 (1-C-4) AIR CLEANER**

REF NO.	PART NO.	DESCRIPTION	Q'TY	REMARKS
1	13700-18H12	CLEANER ASSY, AIR	1	
2	13740-18H01	.CAP, AIR CLEANER	1	
3	13891-18H00	.TUBE, INLET	1	
4	13746-18H00	.GASKET, AIR CLEANER CAP	1	
5	13780-18H00	.FILTER, AIR	1	
6	13746-18H00	.GASKET, CASE	1	
7	13850-18H00	.TUBE, BREATHER	1	
8	09401-15101	.CLIP	2	
9	13870-18H00	.TUBE, DRAIN	1	
10	13877-20F00	.PLUG, DRAIN TUBE	1	
11	09401-15101	.CLIP	1	
12	09401-13409	.CLIP	1	
13	13881-18H00	.TUBE, OUTLET	4	
14	13826-44H01	.CLAMP	4	
15	02142-0512A	.SCREW	4	
16	13910-18H00	.TUBE	1	
17	09401-15101	.CLIP	2	
18	01550-0612A	BOLT	2	
19	13697-18H00	HOSE, ISC VALVE	1	
20	09401-15101	CLIP	1	
21	09401-17401	CLIP	1	
22	15630-29G20	SENSOR, BOOST	1	
23	15625-29G10	.COVER	1	
24	13166-18H00	BRACKET	1	
25	01550-0612A	BOLT	1	

FIG.16

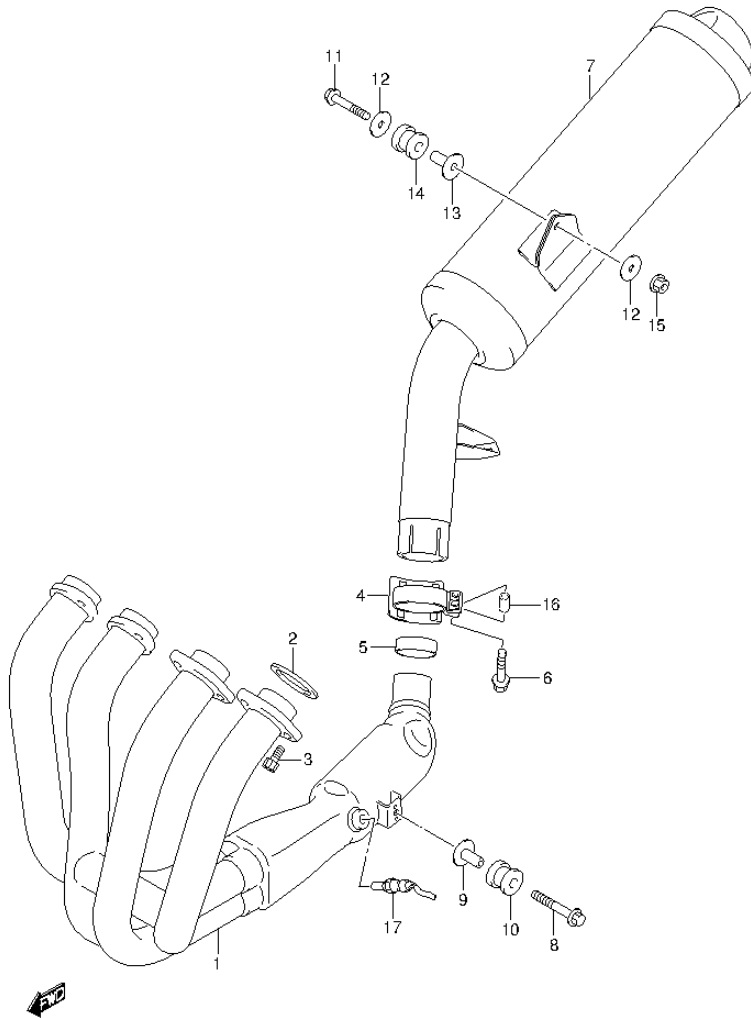
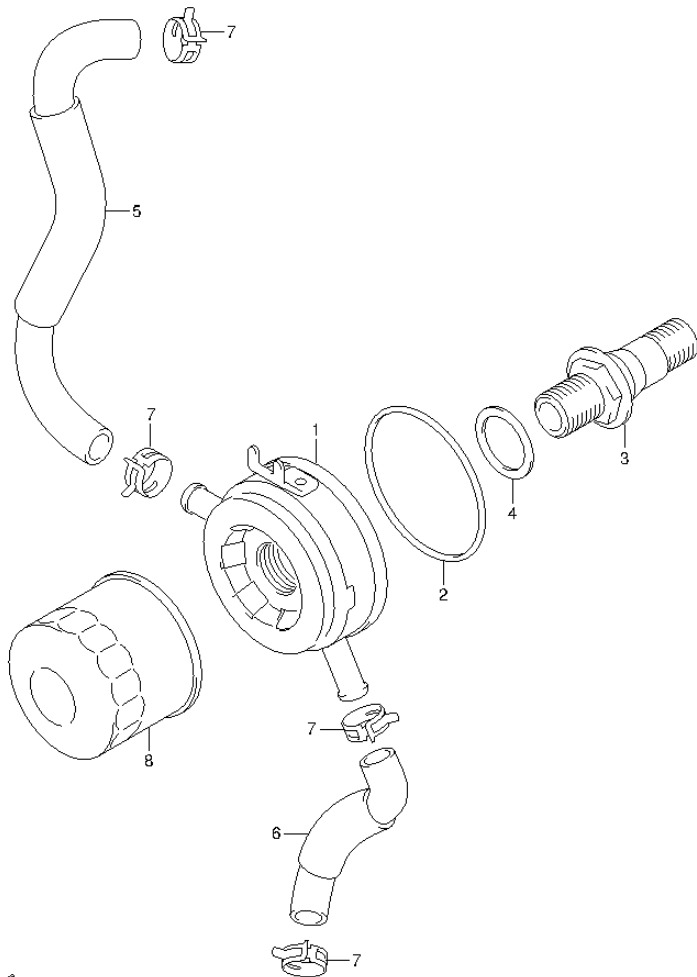


FIG.16 (1-C-5) MUFFLER

REF NO.	PART NO.	DESCRIPTION	Q'TY	REMARKS
1	14100-18H13	EXHAUST	1	
2	14181-18C00	GASKET, EXHAUST PIPE	4	
3	09106-08165	BOLT (8X25)	8	
4	14469-18H00	CLAMP	1	
5	14771-18H10	CONNECTOR	1	
6	09103-08392	BOLT (8X40)	2	
7	14310-46H03-H01	BODY, MUFFLER	1	
8	01550-0840A	BOLT	1	
9	09180-08152	SPACER (8.6X12X24.2)	1	
10	09320-12048	CUSHION	1	
11	09103-08358	BOLT (8X45)	1	
12	09160-08147	WASHER (8.6X36X2)	2	
13	09180-08216	SPACER (8.6X12X25)	1	
14	09320-12049	CUSHION	1	
15	08361-2508A	NUT	1	
16	14458-45G01	SPACER	2	
17	18213-18H10	SENSOR, OXYGEN	1	

**FIG.17**



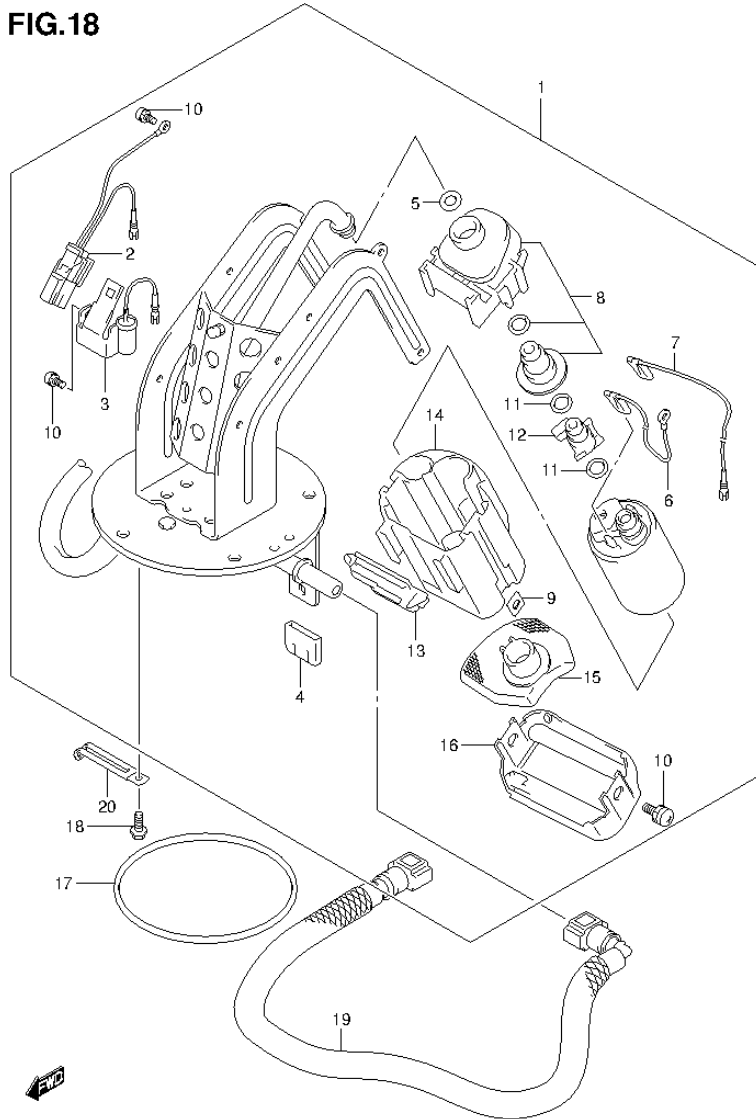
**FIG.17 (1-C-6) OIL COOLER**

REF NO.	PART NO.	DESCRIPTION	Q'TY	REMARKS
1	16600-18H00	COOLER ASSY, OIL	1	
2	09280-64003	O RING (D:3.1,ID:63.9)	1	
3	16591-02F00	BOLT, UNION	1	
4	09181-25160	SHIM (25X34X0.7)	1	
5	16461-18H00	HOSE, INLET	1	
6	16471-18H00	HOSE, OUTLET	1	
7	09401-16409	CLIP	4	
8	16510-07J00	FILTER ASSY, ENGINE OIL	1	





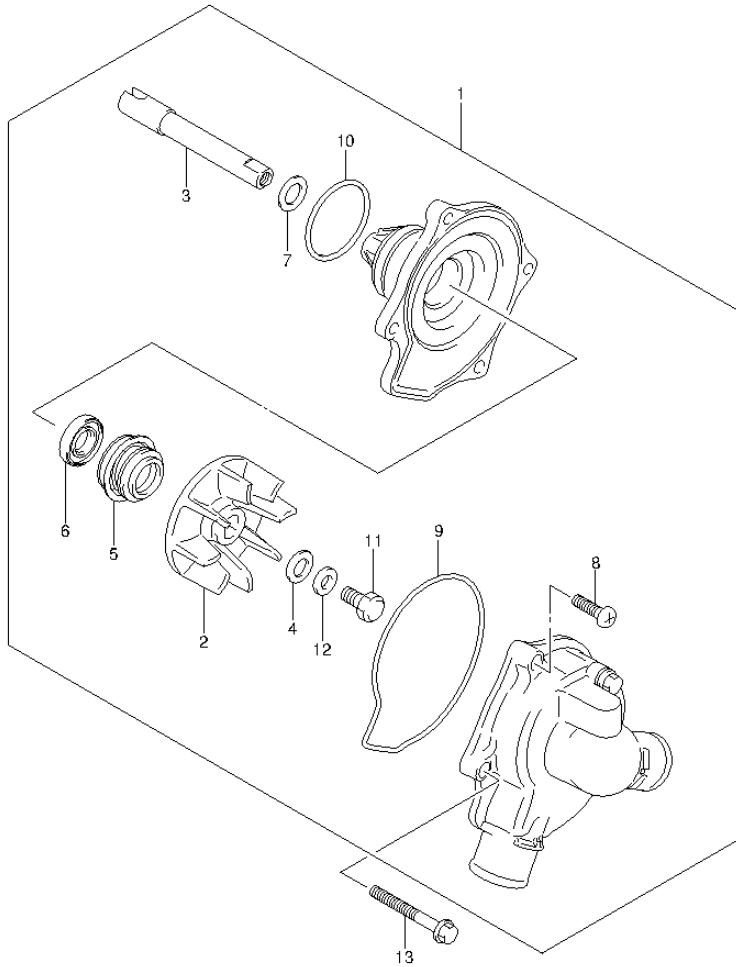
**FIG.18**



**FIG.18 (1-C-7) FUEL PUMP**

REF NO.	PART NO.	DESCRIPTION	Q'TY	REMARKS
1	15100-18H10	PUMP ASSY, FUEL	1	
2	15246-18H00	.HARNES, GAUGE	1	
3	15240-18H00	.THERMISTOR	1	
4	15583-18H00	.CAP	1	
5	15113-35F00	.O RING	1	
6	15114-05H00	.WIRE, EARTH	1	
7	15115-05H00	.WIRE, LEAD	1	
8	15610-18H00	.REGULATOR	1	
9	15117-05H00	.STOPPER	2	
10	15116-10F00	.SCREW	4	
11	15113-05H00	.O RING	2	
12	15112-05H00	.JOINT	1	
13	15118-18H00	.COVER	1	
14	15111-18H00	.CUP	1	
15	15420-05H00	.STRAINER	1	
16	15426-05H00	.COVER	1	
17	15201-35F00	O RING, FUEL PUMP	1	
18	07120-0612A	BOLT	5	
19	15810-18H10	HOSE, FUEL	1	
20	09404-06429	CLAMP (L:45)	1	

**FIG.19**



**FIG.19 (1-C-8) WATER PUMP**

REF NO.	PART NO.	DESCRIPTION	Q'TY	REMARKS
1	17400-18H00	PUMP ASSY, WATER	1	
2	17491-01H00	.IMPELLER	1	
3	17511-41G00	.SHAFT	1	
4	09168-06025	.GASKET (6X15X2.2)	1	
5	17470-02F10	.SEAL, MECHANICAL	1	
6	17461-01H00	.OIL SEAL	1	
7	17432-07G00	.WASHER	1	
8	02112-0616A	.SCREW	2	
9	17418-18H00	.O RING	1	
10	17435-33400	.O RING	1	
11	09100-06099	.BOLT (6X13)	1	
12	09164-06006	.WASHER	1	
13	01547-0635A	BOLT	2	



FIG.20

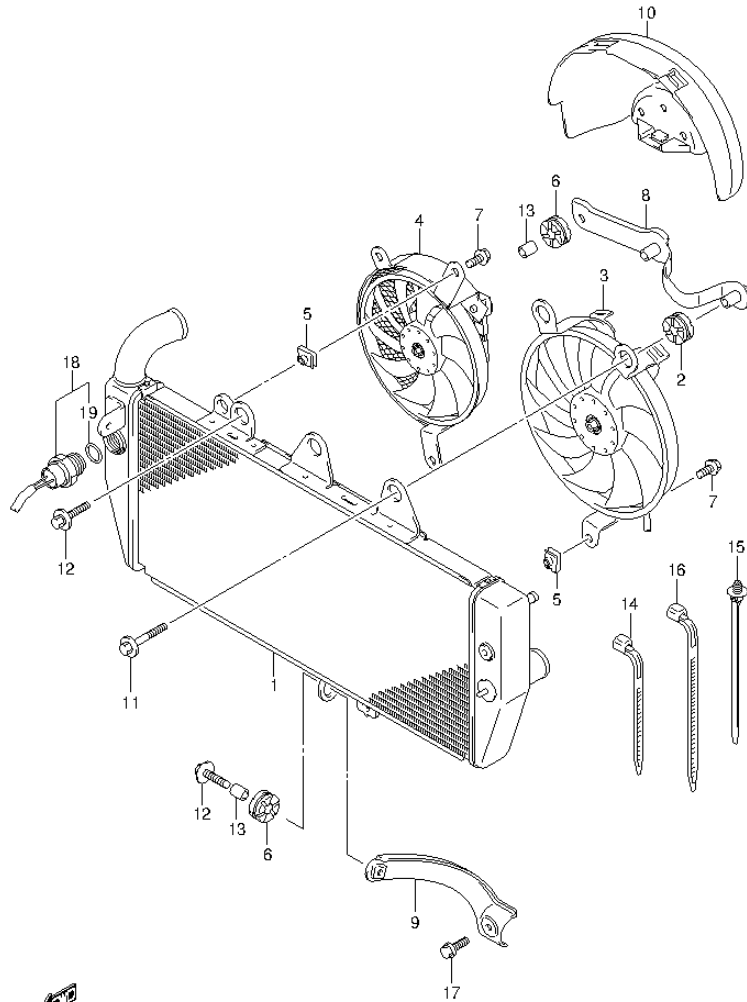


FIG.20 (1-C-9) RADIATOR

REF NO.	PART NO.	DESCRIPTION	Q'TY	REMARKS
1	17710-18H10	RADIATOR ASSY, WATER	1	
2	17781-18H10	CUSHION	2	
3	17800-18H10	FAN ASSY, RADIATOR	1	
4	17800-18H20	FAN ASSY, RADIATOR	1	
5	17802-14F00	NUT	3	
6	09320-10051	CUSHION	2	
7	01550-0616A	BOLT	4	
8	17740-18H10	BRACKET, UPPER	1	
9	17750-18H10	BRACKET, LOWER	1	
10	17771-18H00	SHIELD, HEAT	1	
11	09116-06176	BOLT (6X37)	2	
12	09118-06097	BOLT (6X25)	2	
13	09180-06290	SPACER (6.5X10X12)	2	
14	09407-14403	CLAMP (L:125)	2	
15	09407-17403	CLAMP (L:154)	1	
16	09407-18402	CLAMP (L:165)	1	
17	01550-0620A	BOLT	1	
18	17680-48E00	SWITCH, RADIATOR FAN	1	
19	17689-48E00	.O RING	1	

FIG.21

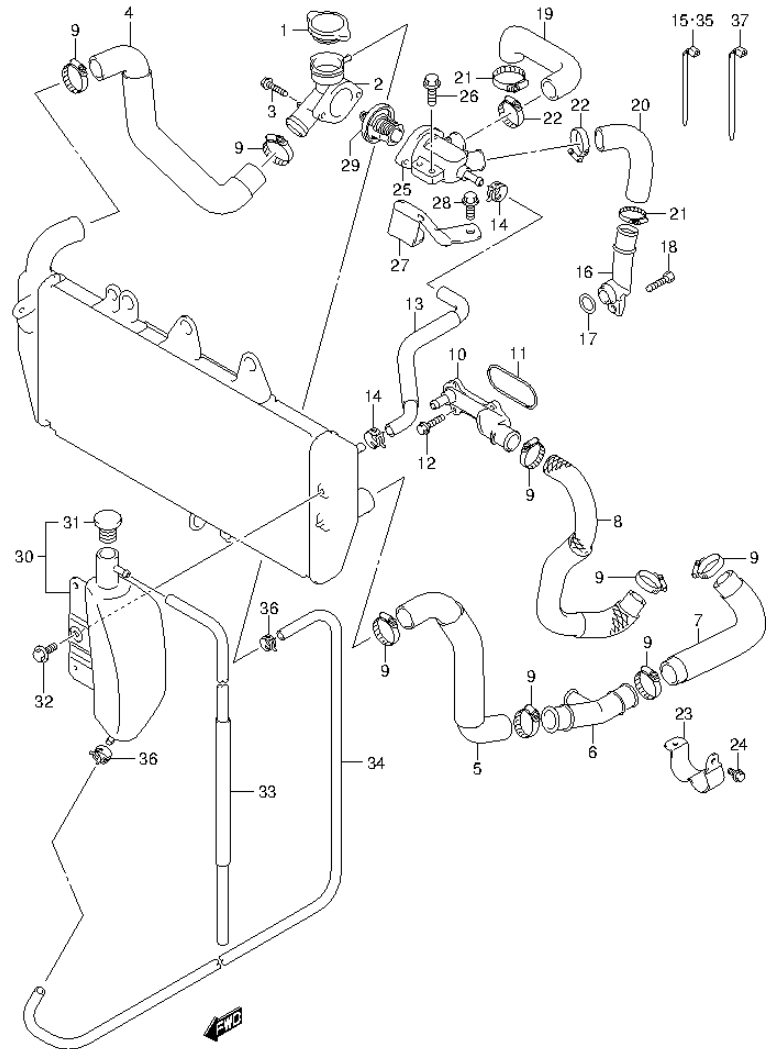
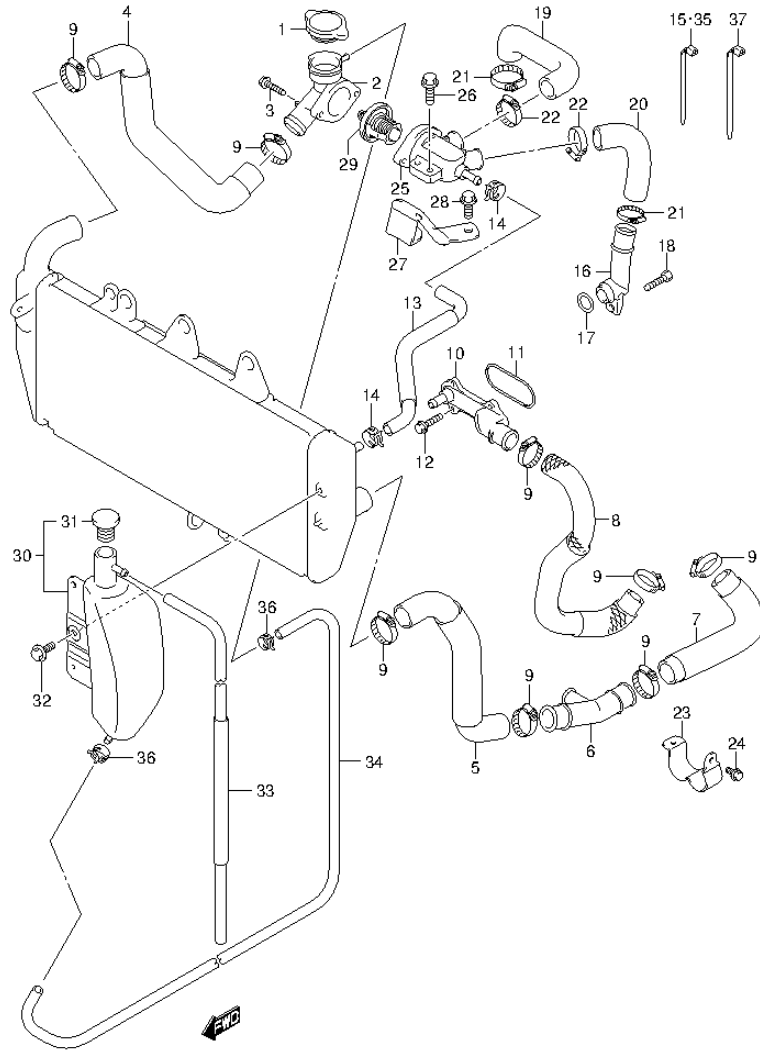


FIG.21 (1-C-10) RADIATOR HOSE

REF NO.	PART NO.	DESCRIPTION	Q'TY	REMARKS
1	17730-14G00	CAP, RADIATOR 1.1	1	
2	17791-18H00	CONDUCTION	1	
3	01550-0620A	BOLT	2	
4	17851-18H10	HOSE, RADIATOR INLET	1	
5	17852-18H10	HOSE, RADIATOR OUTLET	1	
6	17890-18H00	PIPE, RADIATOR OUTLET	1	
7	17853-18H00	HOSE, WATER PUMP INLET	1	
8	17854-18H00	HOSE, WATER PUMP OUTLET	1	
9	09402-35501	CLAMP	8	
10	17861-18H00	CONNECTOR, CYLINDER INLET	1	
11	17863-18H00	O RING	1	
12	01547-0620A	BOLT	4	
13	17856-18H10	HOSE, WATER BYPASS	1	
14	09401-12409	CLAMP	2	
15	09407-18402	CLAMP (L:165)	1	
16	17880-18H00	PIPE, CYLINDER OUTLET	2	
17	09280-18008	O RING (D:3.2, ID:17.8)	2	
18	07130-0612A	BOLT	2	
19	17857-18H00	HOSE, CYLINDER OUTLET RH	1	
20	17858-18H00	HOSE, CYLINDER OUTLET LH	1	
21	09402-28513	CLAMP	2	
22	09402-32512	CLAMP	2	
23	17859-18H00	PLATE, WATER HOSE CLAMP	1	
24	01547-0612A	BOLT	2	
25	17662-18H00	CONNECTOR	1	
26	01550-0620A	BOLT	2	
27	17669-18H00	BRACKET	1	
28	01550-0612A	BOLT	2	
29	17670-76G00	THERMOSTAT, WATER	1	
30	17910-18H10	TANK ASSY, RESERVOIR	1	
31	17931-02FA0	.CAP	1	
32	09111-06085	BOLT (6X12)	2	
33	17982-18H10	HOSE, OVERFLOW	1	
34	17981-18H00	HOSE, TANK INLET	1	

**FIG.21**



**FIG.21 (1-C-11) RADIATOR HOSE**

REF NO.	PART NO.	DESCRIPTION	Q'TY	REMARKS
35	09407-18402	CLAMP (L:165)	2	
36	09401-08411	CLIP	2	
37	09407-25401	CLAMP (L:235)	1	

FIG.22

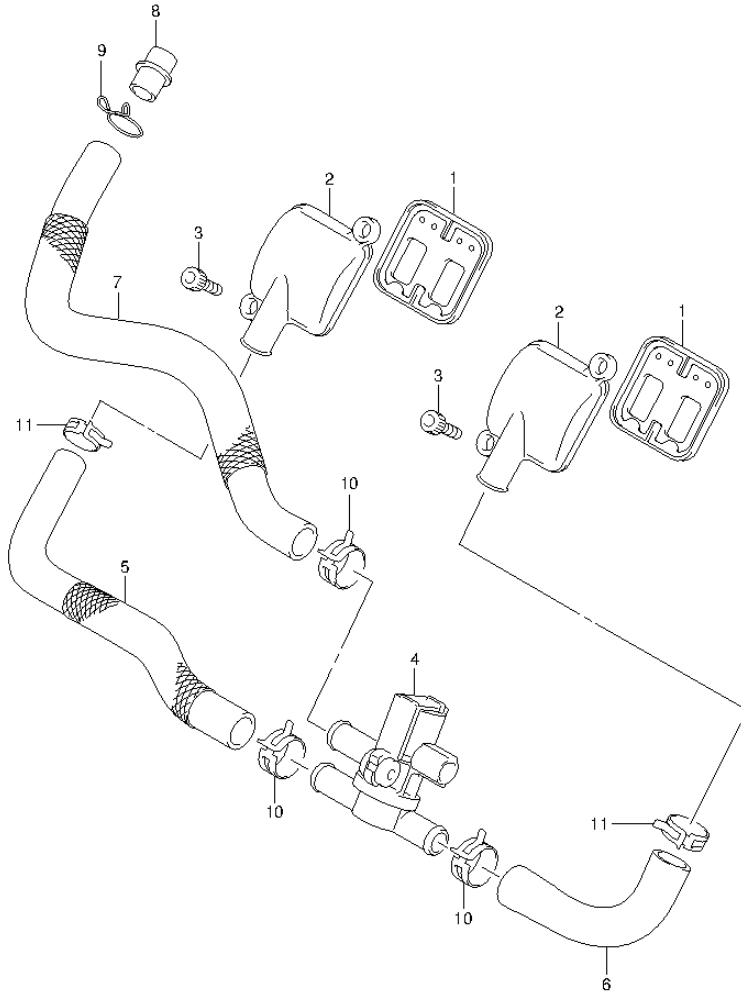


FIG.22 (1-C-12) 2ND AIR

REF NO.	PART NO.	DESCRIPTION	Q'TY	REMARKS
1	18450-35F30	VALVE ASSY, 2ND AIR REED	2	
2	18531-15H00	COVER, VALVE	2	
3	09106-06073	BOLT (6X16)	4	
4	18510-29G20	VALVE ASSY, AIR CUT	1	
5	18461-18H00	HOSE, VALVE RH	1	
6	18471-18H00	HOSE, VALVE LH	1	
7	18711-18H00	HOSE, 2ND AIR CLEANER	1	
8	13888-19B00	JOINT, HOSE	1	
9	09401-15101	CLIP	1	
10	09401-17401	CLIP	3	
11	09401-18404	CLIP	2	



FIG.23

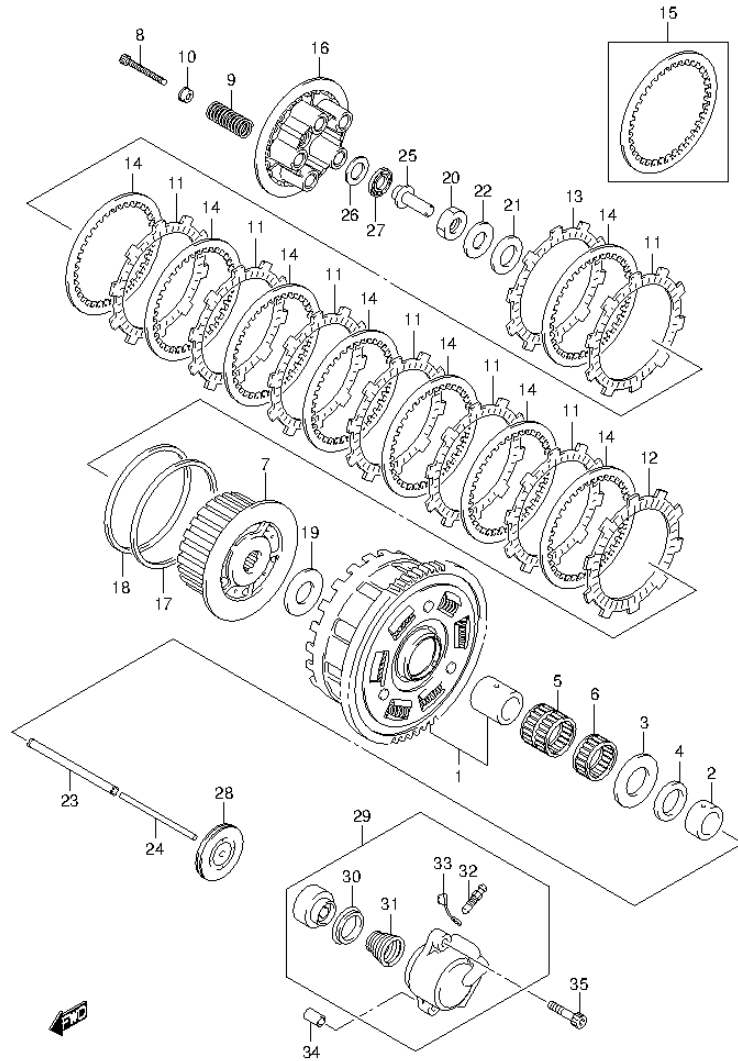


FIG.23 (1-C-13) CLUTCH

REF NO.	PART NO.	DESCRIPTION	Q'TY	REMARKS
1	21200-18820	GEAR ASSY, PRIMARY DRIVEN (NT:83)	1	
2	21253-01H10	SPACER, OIL PUMP DRIVE	1	
3	09160-25073	WASHER (25X54X2.4)	1	
4	09160-25036	WASHER (25X30X3)	1	
5	09263-35015	BEARING (35X40X26.8)	1	
6	09263-35045	BEARING (35X40X12)	1	
7	21410-18H00	HUB, CLUTCH SLEEVE	1	
8	21412-18H00	BOLT, CLUTCH SPRING	5	
9	21413-18H00	SPRING, CLUTCH	5	
10	21414-29F00	WASHER, CLUTCH SPRING	5	
11	21441-24F40	PLATE, CLUTCH DRIVE NO.1 (T:3.8)	7	
12	21442-24F00	PLATE, CLUTCH DRIVE NO.2 (T:3.8)	1	
13	21441-24F10	PLATE, CLUTCH DRIVE NO.3 (T:3.8)	1	
14	21451-24F00	PLATE, CLUTCH DRIVEN NO.1 (T:2.0)	8	
15	21451-24F10	PLATE, CLUTCH DRIVEN NO.2 (T:2.3)	AR	
16	21462-18H00	DISK, CLUTCH PRESSURE	1	
17	21471-24F00	SEAT, WAVE WASHER	1	
18	21472-24F00	WASHER, CLUTCH PLATE WAVE	1	
19	09160-25056	WASHER (25X50X2.5)	1	
20	09159-24010	NUT	1	
21	09181-25223	SHIM (25X38X1)	1	
22	09164-24008	WASHER	1	
23	23110-18H00	ROD, CLUTCH PUSH RH	1	
24	23111-42F00	ROD, CLUTCH PUSH LH	1	
25	23121-31E20	PIECE, CLUTCH PUSH	1	
26	09160-15045	WASHER (15.5X28X1)	1	
27	09263-15003	BEARING (15X28X2)	1	
28	09283-06011	OIL SEAL (6X52X10)	1	

FIG.23

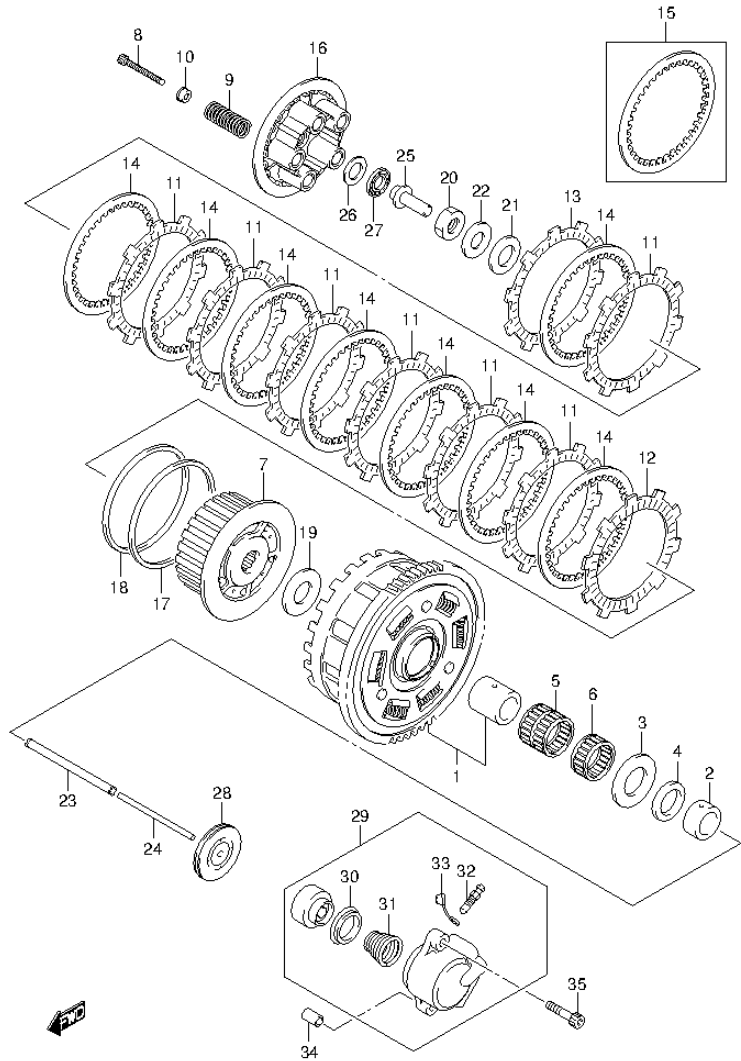
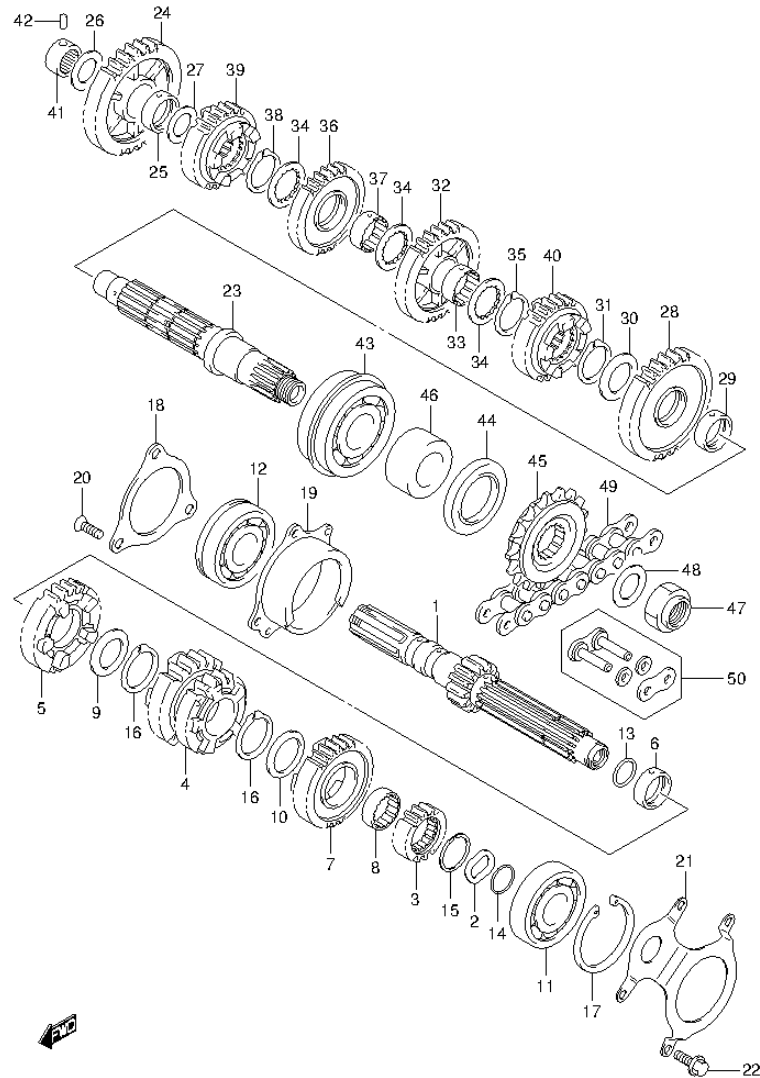


FIG.23 (1-C-14) CLUTCH

REF NO.	PART NO.	DESCRIPTION	Q'TY	REMARKS
29	23160-18H10	CYLINDER, CLUTCH RELEASE	1	
30	23163-05A00	.CUP	1	
31	23164-05A00	.SPRING	1	
32	59121-01A00	.BLEEDER	1	
33	59122-01A00	.CAP, BLEEDER	1	
34	04211-09129	KNOCK PIN	2	
35	09103-06251	BOLT (6X30)	2	



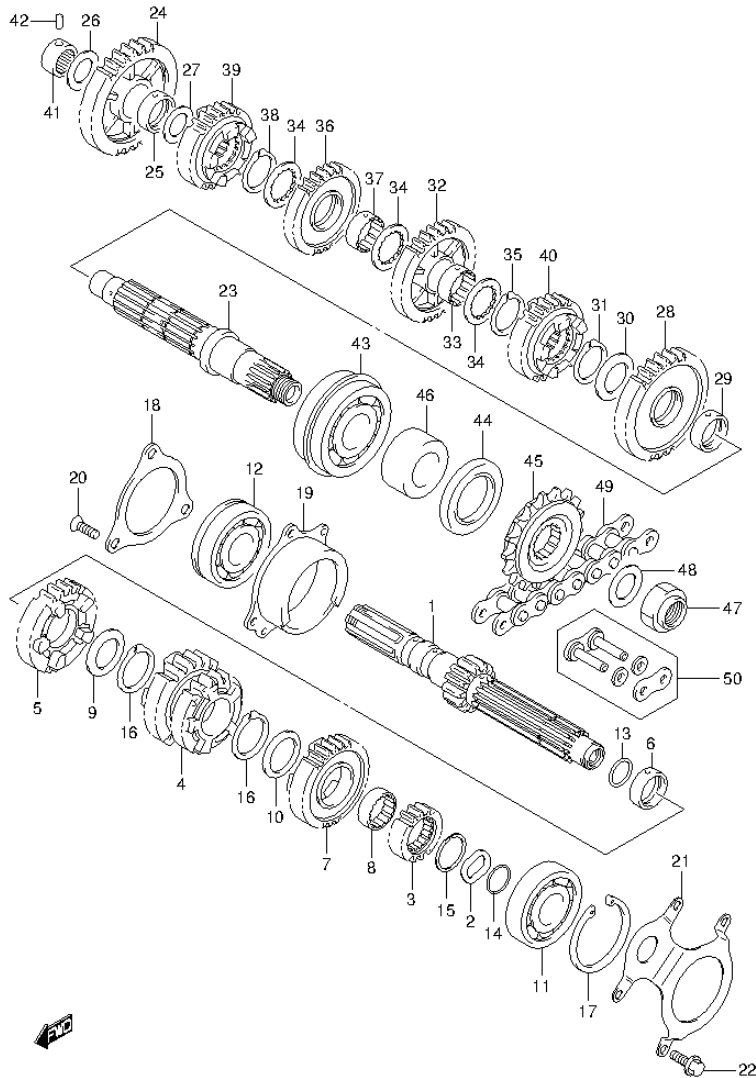
**FIG.24**



**FIG.24 (1-C-15) TRANSMISSION**

REF NO.	PART NO.	DESCRIPTION	Q'TY	REMARKS
1	24120-18H10	SHAFT, COUNTER (NT:13)	1	
2	24127-18H00	WASHER, COUNTER	1	
3	24221-18H10	GEAR, 2ND DRIVE (NT:17)	1	
4	24231-18H00	GEAR, 3RD & 4TH DRIVE (NT:20/23)	1	
5	24251-18H00	GEAR, 5TH DRIVE (NT:25)	1	
6	24252-35F00	BUSH, 5TH DRIVE GEAR	1	
7	24261-18H00	GEAR, 6TH DRIVE (NT:28)	1	
8	24262-35F10	BUSH, 6TH DRIVE	1	
9	09160-27008	WASHER (27X36X1)	1	
10	09167-27001	LOCK WASHER	1	
11	09262-20080	BEARING (20X52X15)	1	LH
12	09262-25163	BEARING (25X62X17)	1	RH
13	09280-17004	O RING (D:1.9,ID:16.6)	1	
14	09280-20001	O RING (D:1,ID:19.5)	1	
15	09380-27004	CIRCLIP	1	
16	09380-27006	CIRCLIP	2	
17	08331-41529	CIRCLIP	1	LH
18	24751-18H00	RETAINER, COUNTER SHAFT, R	1	
19	24770-18H10	HOUSING, COUNTER SHAFT, R	1	
20	09139-06159	SCREW (6X20)	3	
21	24741-18H10	RETAINER, CLUTCH PUSH ROD	1	
22	09103-06236	BOLT (6X12)	4	
23	24131-18H20	SHAFT, DRIVE	1	
24	24311-18H00	GEAR, 1ST DRIVEN (NT:40)	1	
25	24312-02F00	BUSH, 1ST DRIVEN	1	
26	09181-20251	SHIM (20X34X1)	1	RH
27	09181-22223	SHIM (22X34X1)	1	LH
28	24321-18H00	GEAR, 2ND DRIVEN (NT:35)	1	
29	24322-02F01	BUSH, 2ND DRIVEN	1	
30	09160-27008	WASHER (27X36X1)	1	
31	09380-27006	CIRCLIP	1	
32	24331-18H00	GEAR, 3RD DRIVEN (NT:31)	1	
33	24332-46H00	BUSH, 3RD DRIVEN GEAR	1	

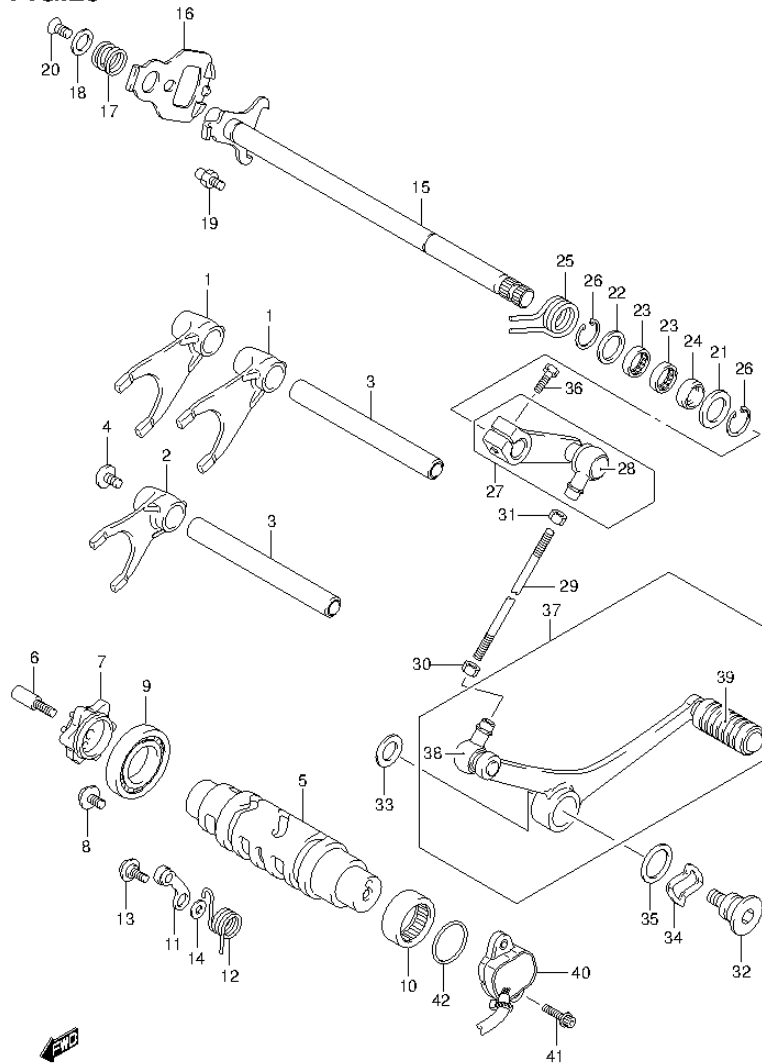
**FIG.24**



**FIG.24 (1-D-2) TRANSMISSION**

REF NO.	PART NO.	DESCRIPTION	Q'TY	REMARKS
34	24333-02F00	WASHER, 3RD & 4TH DRIVEN	3	
35	09380-27006	CIRCLIP	1	
36	24341-18H00	GEAR, 4TH DRIVEN (NT:30)	1	
37	24332-46H00	BUSH, 4TH DRIVEN GEAR	1	
38	09380-27006	CIRCLIP	1	
39	24351-18H00	GEAR, 5TH DRIVEN (NT:29)	1	
40	24361-18H00	GEAR, 6TH DRIVEN (NT:30)	1	
41	09263-20087	BEARING (20X34X13.5)	1	RH
42	09261-06003	PIN (6X10)	1	RH
43	09267-30011	BEARING (30X62X23.8)	1	LH
44	09283-42018	OIL SEAL (42X62X7)	1	
45	27510-21A40	SPROCKET, ENGINE (NT:18)	1	
46	27531-18H00	SPACER, SPROCKET	1	
47	09159-20004	NUT	1	
48	09160-25035	WASHER (25X40X1.4)	1	
49	27600-24F20-120	CHAIN ASSY (RK50GSVZ3M,120LE)	1	L:120>118
50	27620-24F20	JOINT SET, CHAIN	1	OPT

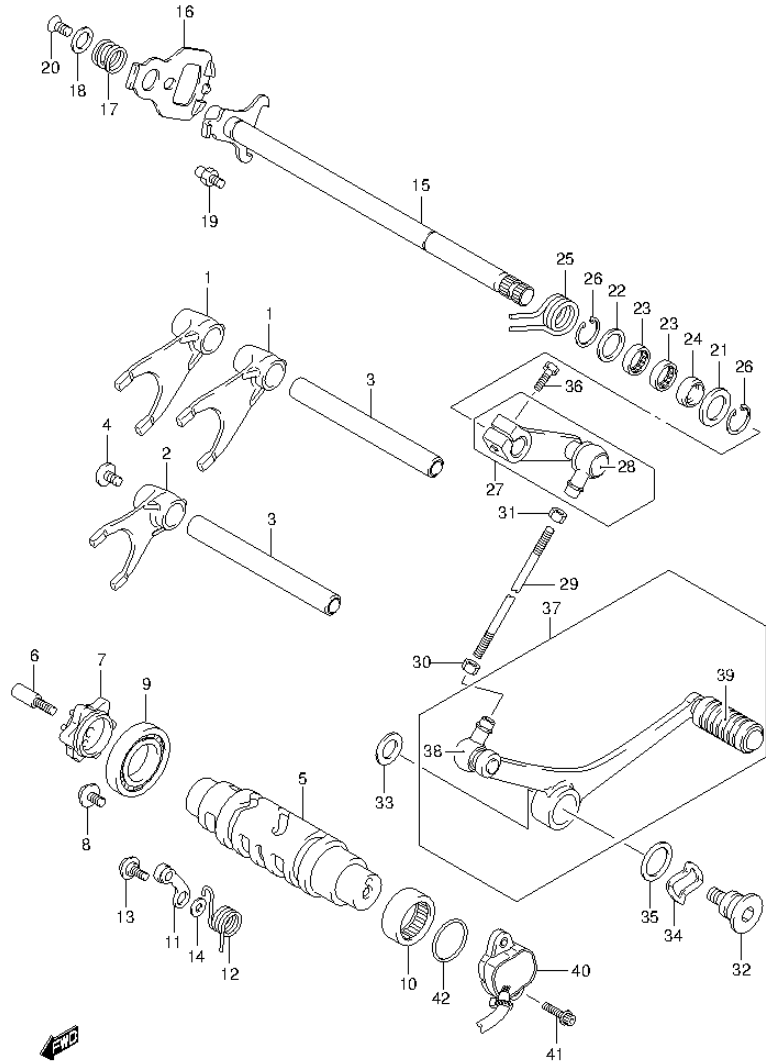
**FIG.25**



**FIG.25 (1-D-3) GEAR SHIFTING**

REF NO.	PART NO.	DESCRIPTION	Q'TY	REMARKS
1	25211-01H01	FORK, GEAR SHIFT NO.1	2	
2	25231-01H01	FORK, GEAR SHIFT NO.3	1	
3	25411-27A00	SHAFT, GEAR SHIFT FORK (L:128)	2	
4	09136-06147	SCREW (6X12)	1	
5	25310-18H00	CAM, GEAR SHIFT	1	
6	25312-42F01	BOLT, GEAR SHIFT CAM	1	
7	25381-13E30	PLATE, GEAR SHIFT CAM	1	
8	09136-06147	SCREW (6X12)	2	
9	09262-25006	BEARING (25X47X8)	1	
10	09263-25018	BEARING (25X32X12)	1	LH
11	25350-06G00	STOPPER, SHIFT CAM	1	
12	25355-46H00	SPRING, GEAR SHIFT STOPPER	1	
13	09111-06041	BOLT (6X14.3)	1	
14	08211-06141	WASHER	1	
15	25510-18H00	SHAFT, GEAR SHIFT	1	
16	25512-06G10	PLATE, GEAR SHIFT DRIVE	1	
17	25518-01H00	SPRING, GEAR SHIFT RETURN	1	
18	25519-01H00	WASHER, GEAR SHIFT END	1	
19	25671-01011	STOPPER, GEAR SHIFT ARM	1	
20	09126-06014	SCREW (6X16)	1	
21	09160-14016	WASHER (14X29X0.8)	1	LH
22	09181-14195	SHIM (14X24X1)	1	
23	09263-14027	BEARING (14X20X12)	2	
24	09283-14006	OIL SEAL (14X22X6)	1	
25	09444-20001	SPRING	1	
26	08331-3114A	CIRCLIP	2	
27	25520-18H00	ARM, GEAR SHIFT LINK	1	
28	25526-47000	.COVER, DUST	1	
29	25525-05A10	ROD, GEAR SHIFT LINK	1	
30	09140-06025	NUT	1	
31	08310-00067	NUT	1	
32	25617-18H00	BOLT, GEAR SHIFT LEVER	1	
33	09160-10149	WASHER (10X28X2.3)	1	
34	09164-18011	WASHER	1	

**FIG.25**



**FIG.25 (1-D-4) GEAR SHIFTING**

REF NO.	PART NO.	DESCRIPTION	Q'TY	REMARKS
35	09181-18007	SHIM (18X26X0.8)	1	
36	01547-0620A	BOLT	1	
37	25600-18H00	LEVER ASSY, GEAR SHIFT	1	
38	25526-47000	.COVER, DUST	1	
39	25652-20C00	.RUBBER	1	
40	37730-18H02	SENSOR ASSY, GEAR POSITION	1	
41	09106-05023	BOLT (5X16)	2	
42	09280-26005	O RING (D:2.4,ID:26.2)	1	

FIG.26

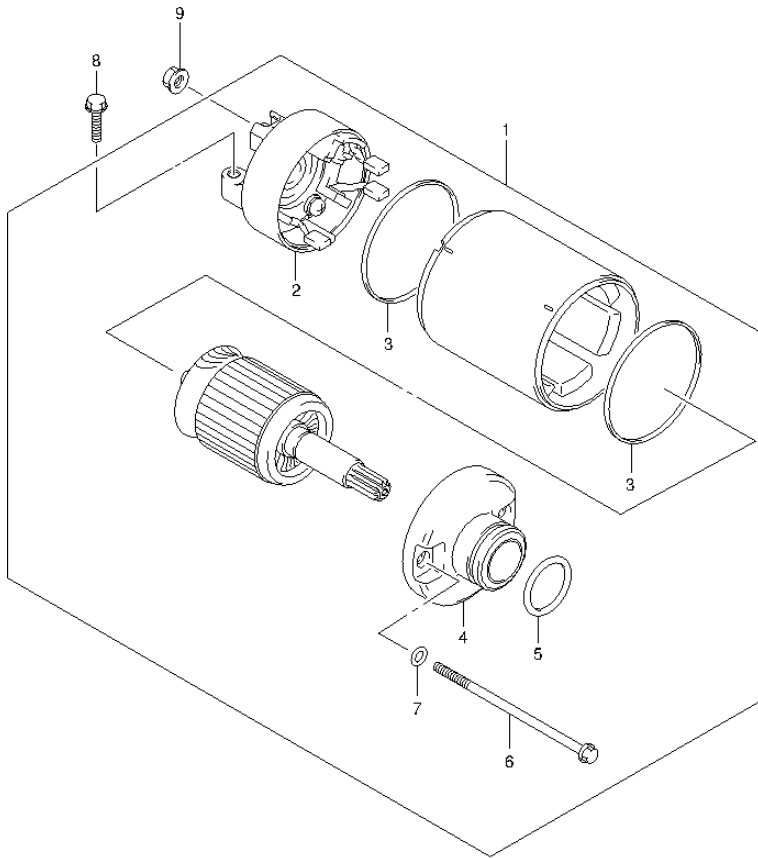


FIG.26 (1-D-5) STARTING MOTOR

REF NO.	PART NO.	DESCRIPTION	Q'TY	REMARKS
1	31100-18H10	MOTOR ASSY, STARTING	1	
2	31175-18H00	.FRAME ASSY	1	
3	31264-31300	.O RING	2	
4	31150-18H00	.HOUSING ASSY	1	WITH OIL SEAL
5	09280-24003	.O RING (D:3, ID:24.5)	1	
6	31281-18H00	.BOLT	2	
7	31143-49040	.O RING	2	
8	09103-06212	BOLT (6X25)	2	
9	08361-3506A	NUT	1	



**FIG.27**

**FIG.27 (1-D-6) MAGNETO**

REF NO.	PART NO.	DESCRIPTION	Q'TY	REMARKS
1	32101-18H00	STATOR ASSY	1	
2	32102-18H00	ROTOR ASSY	1	
3	09103-12004	BOLT (12X40)	1	
4	09160-12036	WASHER (12X30X3)	1	
5	09420-04008	KEY	1	
6	07130-0612A	BOLT	2	
7	07130-0620A	BOLT	3	

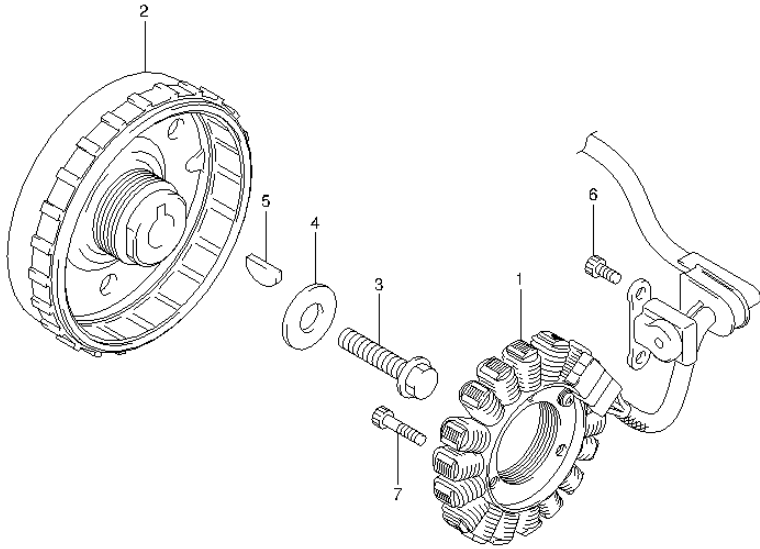


FIG.28

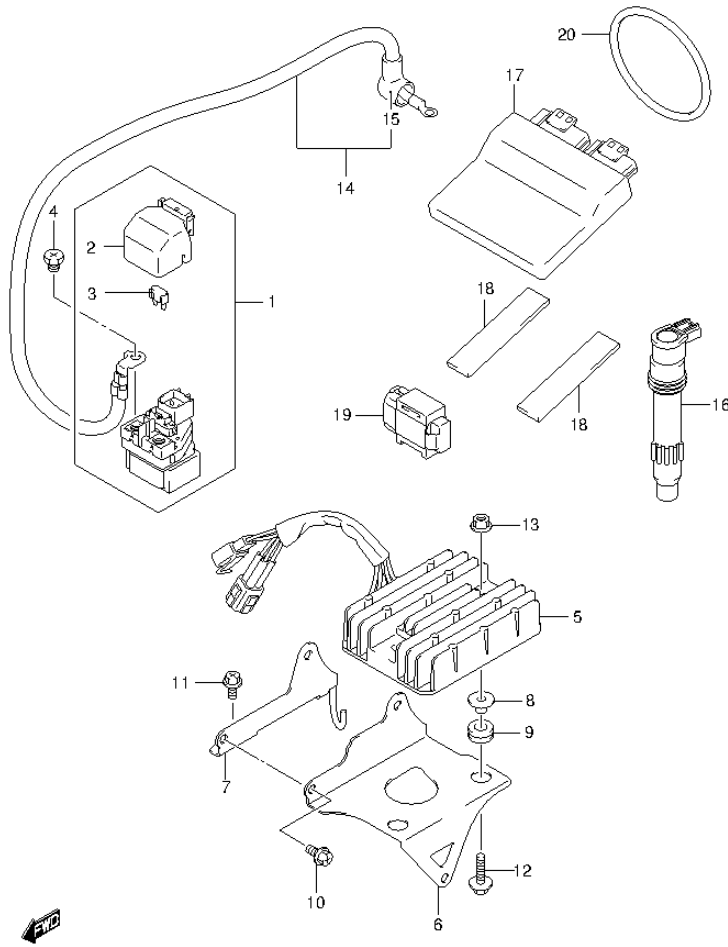


FIG.28 (1-D-7) ELECTRICAL

REF NO.	PART NO.	DESCRIPTION	Q'TY	REMARKS
1	31800-38G10	RELAY ASSY, STARTING MOTOR	1	
2	31861-38G00	.COVER	1	
3	09481-30501	.FUSE (30A)	2	
4	09128-06013	SCREW (6X8)	2	
5	32800-47H00	RECTIFIER ASSY	1	
6	32830-18H10	BRACKET, RECTIFIER NO.1	1	
7	32830-18H20	BRACKET, RECTIFIER NO.2	1	
8	09180-06325	SPACER (6.2X8.4X6.9)	2	
9	09320-08066	CUSHION	2	
10	01547-0612A	BOLT	3	
11	01547-0612A	BOLT	2	
12	09116-06182	BOLT (6X20)	2	
13	08316-1006B	NUT	2	
14	33810-18H00	WIRE, STARTER MOTOR LEAD	1	
15	33624-18H10	.CAP, STARTER MOTOR	1	
16	33410-47H00	COIL ASSY, IGNITION	4	
17	32920-18HC0	CONTROL UNIT, FI	1	
18	33652-38A10	CUSHION, FI (20X90X2)	2	
19	33960-06G10	SENSOR ASSY, FUEL CUT	1	
20	09280-70004	O RING (D:3.53,ID:69.44)	1	

FIG.29

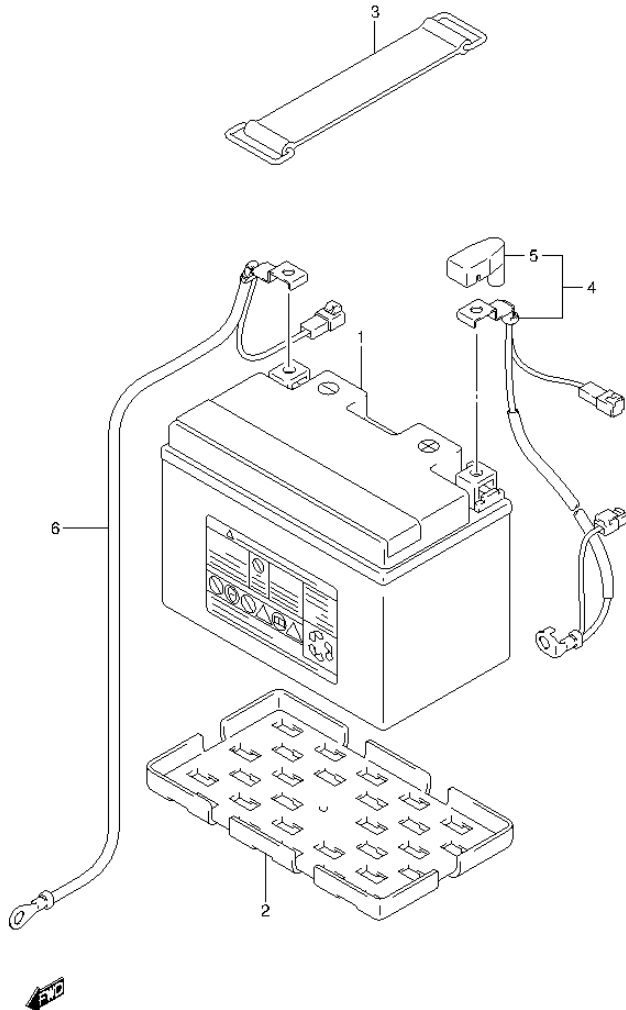


FIG.29 (1-D-8) BATTERY

REF NO.	PART NO.	DESCRIPTION	Q'TY	REMARKS
1	33610-14G11	BATTERY ASSY (FT12A-BS, 12V10AH)	1	
2	33652-16G00	PROTECTOR BATTERY	1	
3	09462-00046	BAND	1	
4	33820-18H10	WIRE, BATTERY (+)LEAD	1	
5	33624-27G00	.CAP, BATTERY	1	
6	33860-18H10	WIRE, BATTERY MINUS (-)	1	



FIG.30



FIG.30 (1-D-9) SPEEDOMETER

REF NO.	PART NO.	DESCRIPTION	Q'TY	REMARKS
1	34120-18HK0	SPEED & TACHOMETER ASSY	1	
2	34150-17HD0	CASE, UPPER	1	
3	34124-39G00	.SWITCH, RUBBER	2	
4	34111-17HA0	CASE, LOWER	1	
5	34383-35F00	SCREW (3X16)	9	
6	09320-08028	CUSHION	1	
7	03541-0512A	SCREW	3	
8	34981-38G01	ROTOR, SPEED	1	
9	34990-47F00	SENSOR, SPEED	1	
10	07120-0512B	BOLT	1	
11	07130-0825B	BOLT	1	
12	09404-06429	CLAMP (L:45)	1	

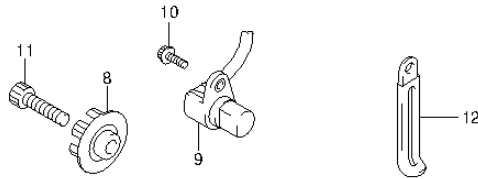
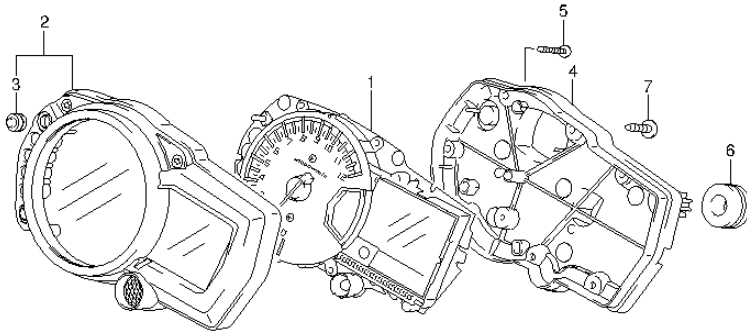


FIG.31

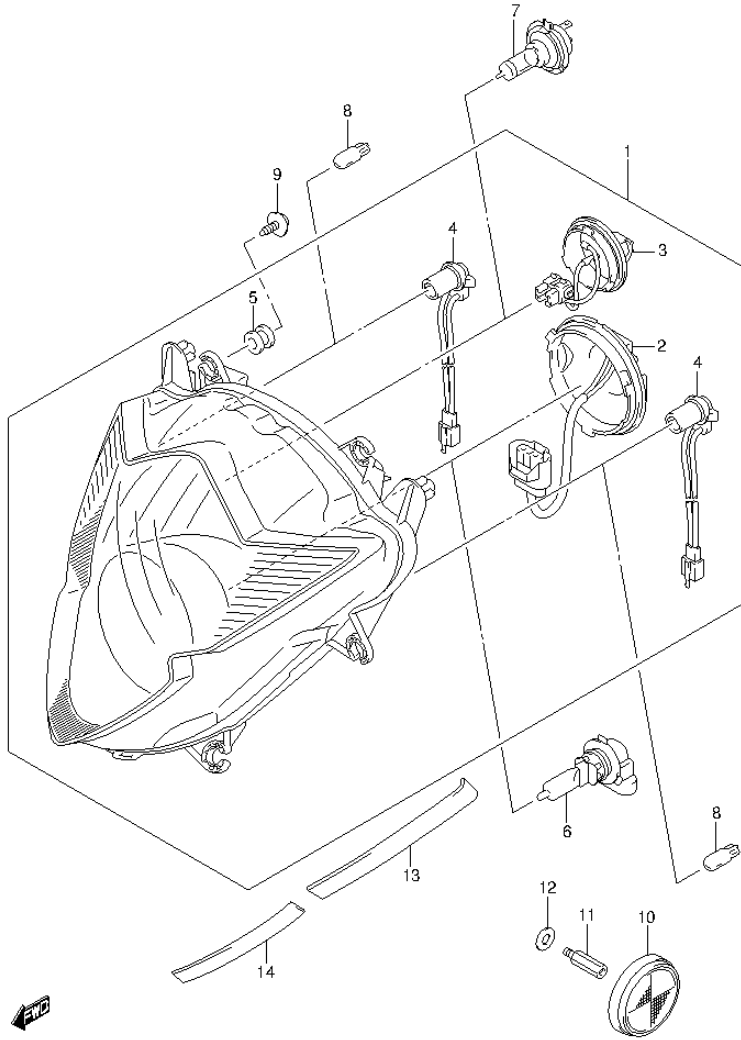


FIG.31 (1-D-10) HEADLAMP

REF NO.	PART NO.	DESCRIPTION	Q'TY	REMARKS
1	35100-41G01-999	HEADLAMP ASSY	1	
2	35179-41G30	.BACK COVER, LOWER	1	
3	35179-41G70	.BACK COVER, UPPER	1	
4	36118-29G51	.CORD ASSY	2	
5	09320-09039	.CUSHION	6	
6	09471-12151	BULB (12V,60W)	1	
7	09471-12188	BULB (12V,55W)	1	
8	09471-12216	BULB (12V5W)	2	
9	09136-05062	SCREW (5X15)	8	
10	35950-14A11	REFLEX REFLECTOR ASSY	2	
11	09119-05023	BOLT (5X10)	2	
12	08322-0105B	WASHER	2	
13	33652-41G50	TAPE, HEADLAMP LENS, NO.1	2	
14	33652-41G60	TAPE, HEADLAMP LENS, NO.2	2	

FIG.32

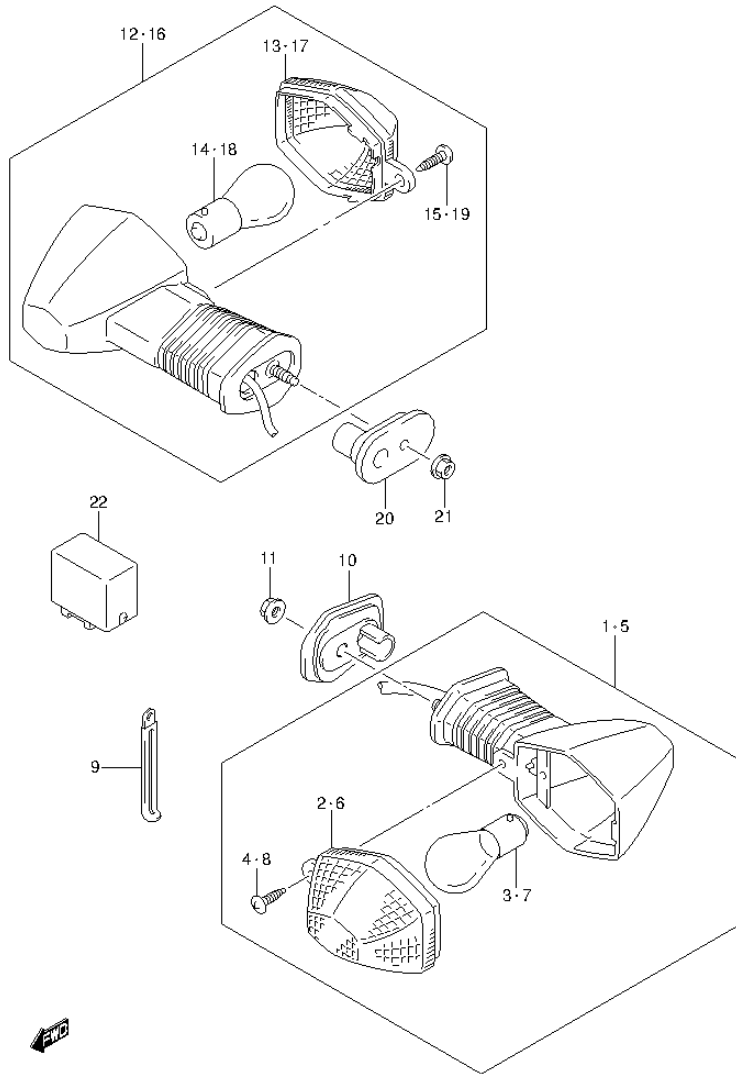


FIG.32 (1-D-11) TURN SIGNAL LAMP

REF NO.	PART NO.	DESCRIPTION	Q'TY	REMARKS
1	35601-38G10	LAMP ASSY, FRONT TURN, RH	1	
2	35612-29FA0	.LENS, RH	1	
3	09471-12186	.BULB (12V,21W)	1	
4	03241-0416B	.SCREW	1	
5	35602-38G10	LAMP ASSY, FRONT TURN, LH	1	
6	35632-29FA0	.LENS, LH	1	
7	09471-12186	.BULB (12V,21W)	1	
8	03241-0416B	.SCREW	1	
9	09404-06429	CLAMP (L:45)	2	
10	35629-18G00	PLATE, FRONT TURNSIGNAL	2	
11	08316-1005A	NUT	2	
12	35603-29FB0	LAMP ASSY, REAR TURNSIGNAL, RH	1	
13	35632-29FA0	.LENS, RH	1	
14	09471-12186	.BULB (12V,21W)	1	
15	03242-0416B	.SCREW	1	
16	35604-29FB0	LAMP ASSY, REAR TURNSIGNAL, LH	1	
17	35612-29FA0	.LENS, LH	1	
18	09471-12186	.BULB (12V,21W)	1	
19	03242-0416B	.SCREW	1	
20	35629-31F40	PLATE, REAR TURNSIGNAL	2	
21	08316-1005A	NUT	2	
22	38610-03F00	RELAY ASSY, TURNSIGNAL	1	

FIG.33

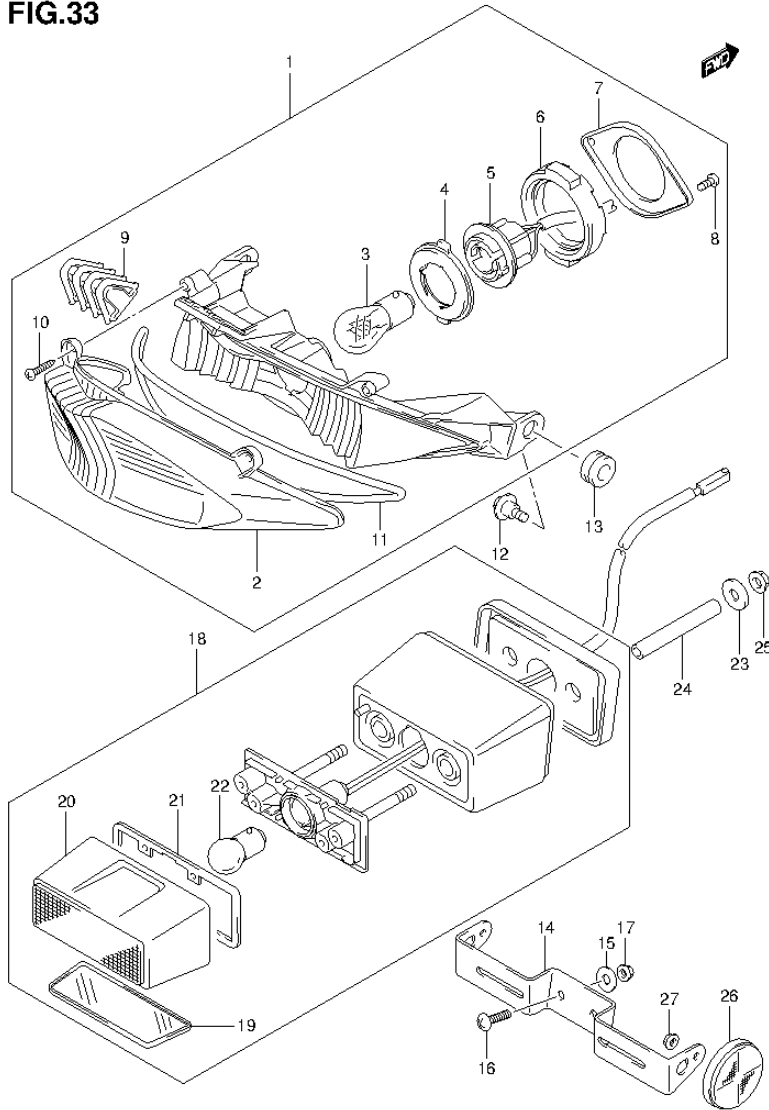


FIG.33 (1-D-12) REAR COMBINATION LAMP (WITH REFLECTOR)

REF NO.	PART NO.	DESCRIPTION	Q'TY	REMARKS
1	35710-38G51	LAMP ASSY, REAR COMB	1	
2	35712-38G50	.LENS	1	
3	09471-12083	.BULB (12V,21/5W)	1	
4	35716-48B21	.PLATE, NO.1	1	
5	35718-38G00	.SOCKET & CORD	1	
6	35765-48B21	.CUSHION	1	
7	35736-48B21	.PLATE, NO.2	1	
8	03211-0412A	.SCREW	2	
9	35716-38G00	.CUSHION	1	
10	03211-0416A	.SCREW	2	
11	35713-38G00	.GASKET	1	
12	09139-05080	SCREW (5X16.2)	2	
13	09320-10054	CUSHION	2	
14	35927-38G50	BRACKET, LICENSE PLATE	1	
15	09160-06077	WASHER (6.5X20X1.2)	2	
16	02142-0616A	SCREW	2	
17	08316-1006A	NUT	2	
18	35910-41G50	LAMP ASSY, LICENSE	1	
19	35912-41G01	.LENS, LICENSE	1	
20	35917-41G00	.COVER	1	
21	35913-41G00	.GASKET	1	
22	09471-12140	.BULB (12V,5W)	1	
23	09160-06077	WASHER (6.5X20X1.2)	2	
24	09180-06344	SPACER (6.5X9X63.5)	2	
25	08316-1006A	NUT	2	
26	35970-14A20	REFLEX REFLECTOR ASSY, RR SIDE	2	
27	08316-1005B	NUT	2	

FIG.34

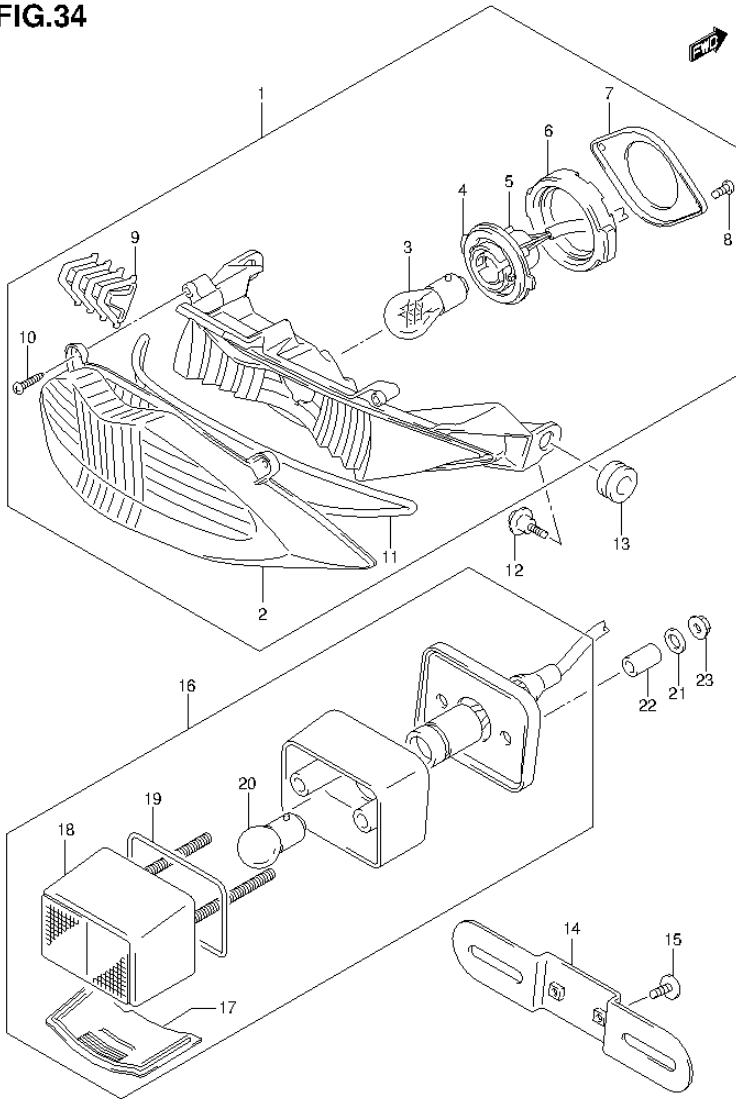


FIG.34 (1-D-13) REAR COMBINATION LAMP (WITHOUT REFLECTOR)

REF NO.	PART NO.	DESCRIPTION	Q'TY	REMARKS
1	35710-38G41	LAMP ASSY, REAR COMB	1	
2	35712-38G40	.LENS	1	
3	09471-12083	.BULB (12V,21/5W)	1	
4	35716-48B21	.PLATE, NO.1	1	
5	35718-38G00	.SOCKET & CORD	1	
6	35765-42E00	.CUSHION	1	
7	35736-48B21	.PLATE, NO.2	1	
8	03211-0412A	.SCREW	2	
9	35716-38G00	.CUSHION	1	
10	03211-0416A	.SCREW	2	
11	35713-38G00	.GASKET	1	
12	09139-05080	SCREW (5X16.2)	2	
13	09320-10054	CUSHION	2	
14	35927-29F20	BRACKET, LICENSE PLATE	1	
15	09136-06004	SCREW (6X12)	2	
16	35910-41G40	LAMP ASSY, LICENSE	1	
17	35912-41G01	.LENS, LICENSE	1	
18	35917-41G00	.COVER	1	
19	35913-41G00	.GASKET	1	
20	09471-12140	.BULB (12V,5W)	1	
21	09160-06077	WASHER (6.5X20X1.2)	2	
22	09180-06278	SPACER (6.5X9X33.3)	2	
23	08316-1006A	NUT	2	

FIG.35

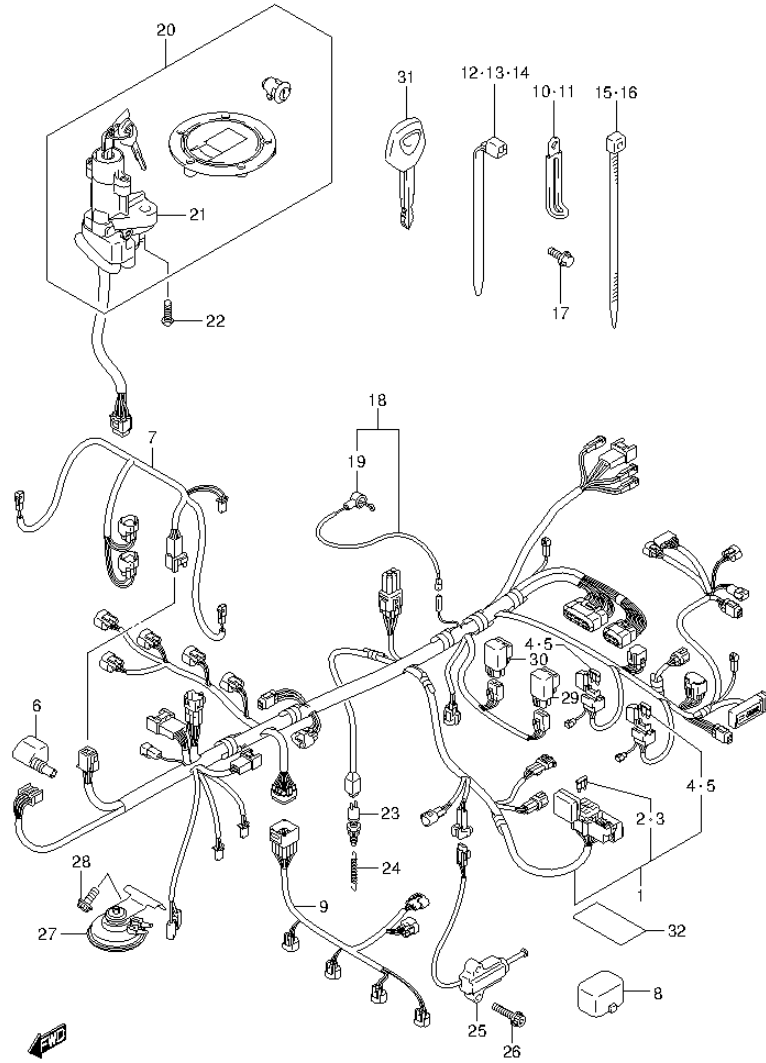


FIG.35 (1-D-14) WIRING HARNESS

REF NO.	PART NO.	DESCRIPTION	Q'TY	REMARKS
1	36610-18HS0	HARNESS, WIRING NO.1	1	
2	09481-10501	.FUSE (10A)	4	
3	09481-15501	.FUSE (15A)	2	
4	09481-15101	.FUSE (15A)	2	
5	09481-20101	.FUSE (20A)	2	
6	36618-35F00	.COVER	1	
7	36620-17HA0	HARNESS, WIRING NO.2	1	
8	36654-06J00	CAP, TS	1	
9	36859-17HA0	WIRE, INJECTOR LEAD	1	
10	09404-06429	CLAMP (L:45)	3	
11	09404-06433	CLAMP (L:80)	1	
12	09407-11401	CLAMP (L:95)	2	
13	09407-14403	CLAMP (L:125)	2	
14	09407-18402	CLAMP (L:165)	1	
15	09407-14407	CLAMP (L:145)	5	
16	09407-10404	CLAMP (L:100)	1	
17	01550-0612A	BOLT	1	
18	36851-18H00	WIRE, OIL PRESSURE SWITCH	1	
19	36618-43410	.CAP, OIL PRESSURE SWITCH	1	
20	37000-49840	LOCK SET	1	
21	37100-18H00	.LOCK ASSY, STEERING	1	
22	09119-08100	BOLT (8X20)	2	
23	37740-24A00	SWITCH ASSY, STOP LAMP	1	
24	09443-06054	SPRING	1	
25	37840-25D00	SWITCH ASSY, SIDE STAND	1	
26	07120-0620B	SCREW	2	
27	38500-17H10	HORN ASSY	1	
28	07120-0512B	BOLT	2	
29	38740-24X50	RELAY ASSY, FUEL PUMP	1	
30	38740-24X50	RELAY ASSY, FAN MOTOR	1	
31	37146-33E00	KEY, BLANK	1	OPT
32	63131-10F00	PROTECTOR (30X75X0.2)	1	

FIG.36

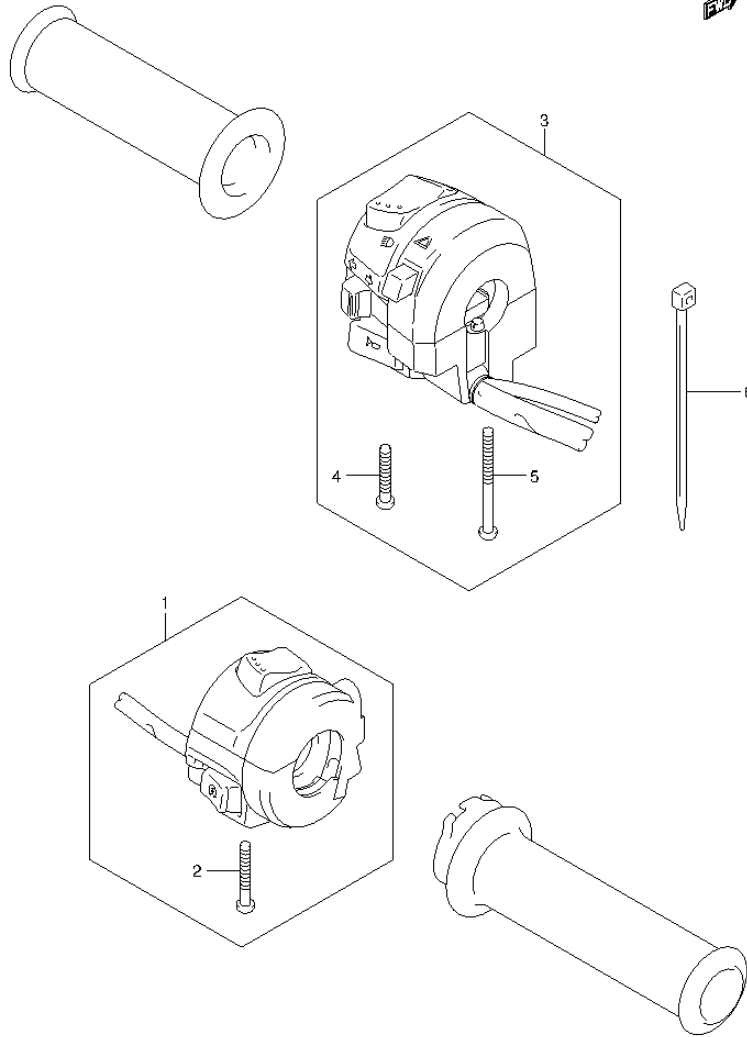


FIG.36 (1-D-15) HANDLE SWITCH

REF NO.	PART NO.	DESCRIPTION	Q'TY	REMARKS
1	37200-38G30	SWITCH ASSY, HANDLE RH	1	
2	02112-0530B	.SCREW	2	
3	37400-18H12	SWITCH ASSY, HANDLE LH	1	
4	02112-0525B	.SCREW	1	
5	02112-0545B	.SCREW	1	
6	09407-14407	CLAMP (L:145)	2	

FIG.37

FIG.37 (1-E-2) FRAME

REF NO.	PART NO.	DESCRIPTION	Q'TY	REMARKS
1	41100-18H10-YHG	FRAME (GRAY)	1	
2	43585-38G01	CAP, FRAME BODY	2	
3	09106-10068	BOLT (10X37)	6	
4	09250-08012	CAP (OD:12)	4	RH
5	08319-3110B	NUT	6	
6	09250-12014	PLUG (OD:17)	2	
7	41931-18H10	BRACKET, MOUNT NO.2 RH	1	
8	41941-18H00	BRACKET, MOUNT NO.2 LH	1	
9	41932-27E50	BUSH	2	
10	09106-08065	BOLT (8X28)	4	
11	09250-06008	CAP (OD:10)	4	
12	41942-18H00-YHG	BRACKET, FRONT (GRAY)	1	
13	01550-0820A	BOLT	2	
14	42550-49G00	DAMPER, FRAME REAR	2	
15	01550-0612A	BOLT	4	

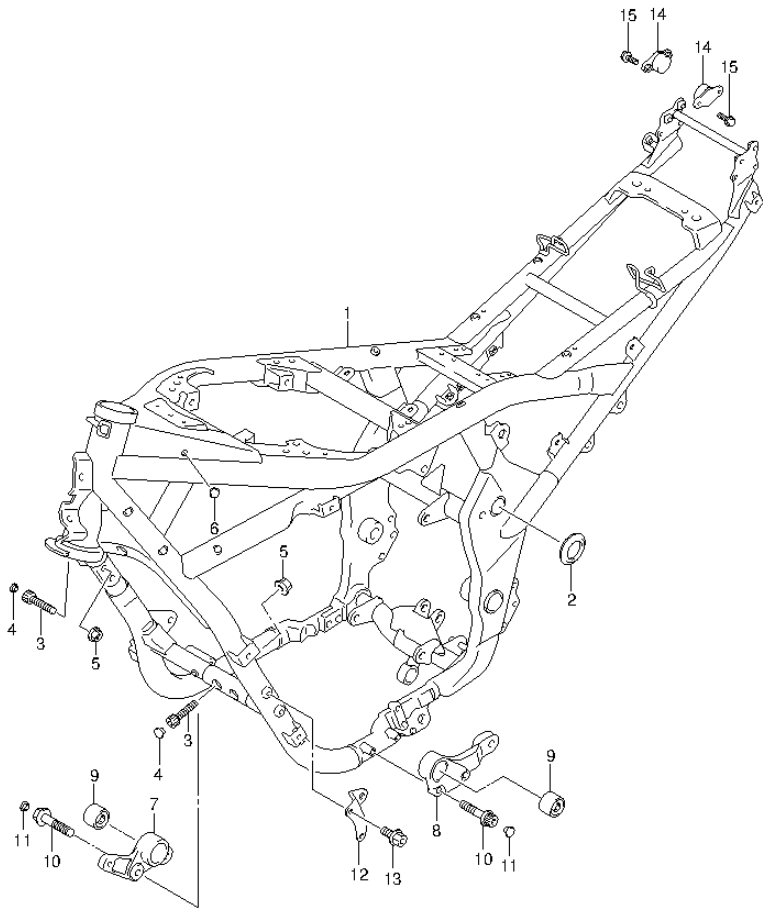




FIG.38

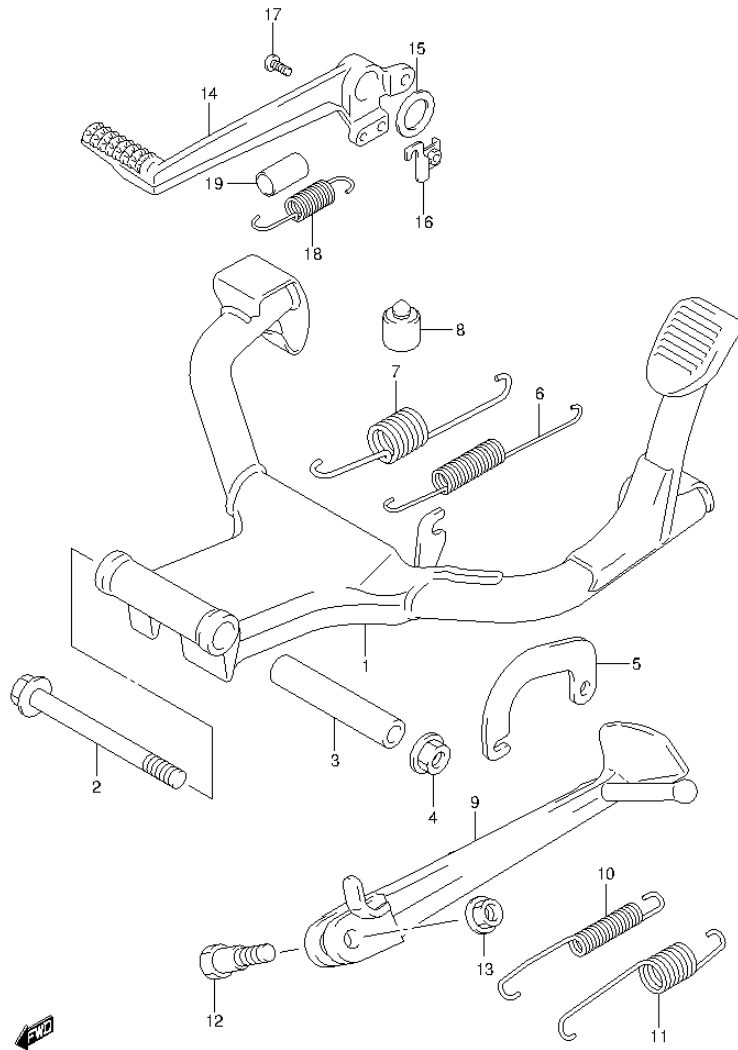


FIG.38 (1-E-3) STAND

REF NO.	PART NO.	DESCRIPTION	Q'TY	REMARKS
1	42100-18H00	STAND, CENTER	1	
2	09103-10087	BOLT (10X105)	1	
3	42191-18H00	SPACER	1	
4	09159-10115	NUT	1	
5	42192-18H00	HOOK, SPRING	1	
6	09443-16024	SPRING	1	
7	09443-24003	SPRING	1	
8	09321-10034	CUSHION	1	
9	42310-07J00	STAND, PROP	1	
10	09443-12048	SPRING	1	
11	09443-19010	SPRING	1	
12	09111-10065	BOLT (10X38)	1	
13	42321-03FK0	NUT	1	
14	43111-38G00	PEDAL, BRAKE	1	
15	09160-18022	WASHER (18X24X1)	1	
16	43560-32C00	BRACKET, STOP SWITCH	1	
17	02112-0516B	SCREW	1	
18	09443-13029	SPRING	1	
19	43261-17C00	TUBE, SPRING	1	

FIG.39

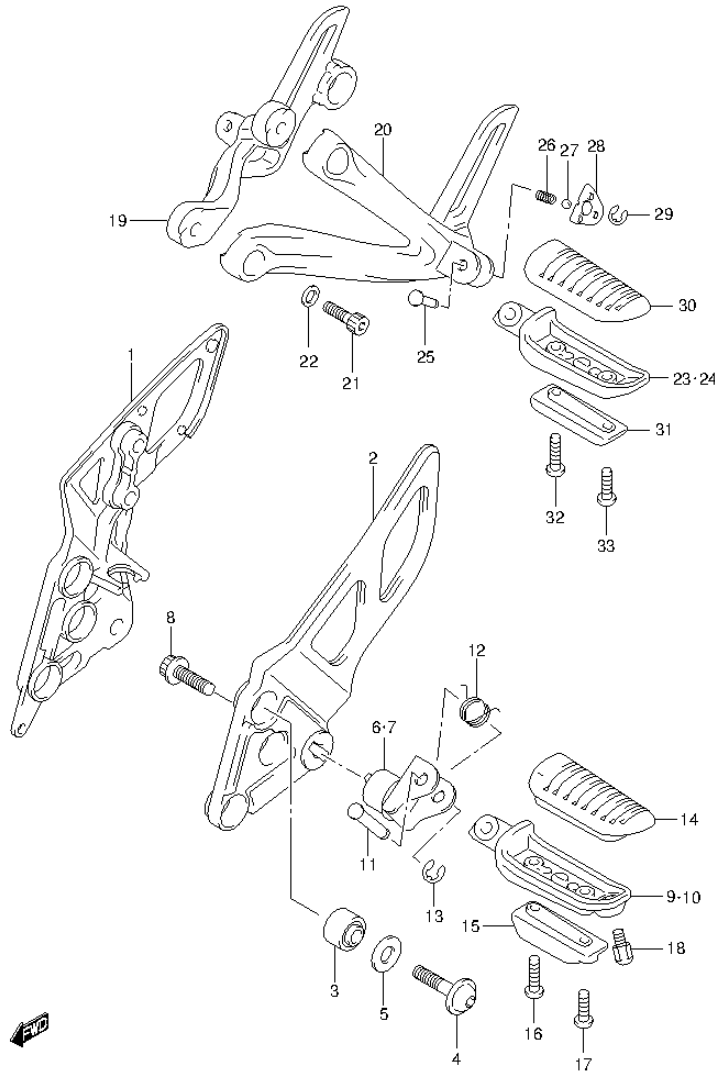


FIG.39 (1-E-4) FOOTREST

REF NO.	PART NO.	DESCRIPTION	Q'TY	REMARKS
1	43511-38G00	BRACKET, FRONT FOOTREST RH	1	
2	43521-38G00	BRACKET, FRONT FOOTREST LH	1	
3	09319-08047	BUSH (8.2X22.3X16.5)	6	
4	09106-08147	BOLT (8X30)	6	
5	09161-12009	WASHER (12.6X24X1.9)	6	
6	43530-18H00	HOLDER, FOOTREST RH	1	
7	43540-18H00	HOLDER, FOOTREST LH	1	
8	09106-10064	BOLT (10X28)	2	
9	43511-44G00	BAR, RH	1	
10	43521-44G00	BAR, LH	1	
11	09208-08018	PIN	2	
12	09448-14047	SPRING	2	
13	08332-1106A	E RING	2	
14	43550-44G00	RUBBER	2	
15	43536-44G00	BALANCER	2	
16	02142-0530B	SCREW	2	
17	02142-0525B	SCREW	2	
18	43576-07D01	BOLT, BANK SENSOR	2	
19	43811-18H10	BRACKET, PILLION RH	1	
20	43821-18H00	BRACKET, PILLION LH	1	
21	09106-08172	BOLT (8X25)	4	
22	09164-08015	WASHER	4	
23	43611-44G00	BAR, PILLION RH	1	
24	43621-44G00	BAR, PILLION LH	1	
25	09208-08020	PIN	2	
26	09440-05003	SPRING	2	
27	06111-07004	BALL	2	
28	43816-01H02	PLATE	2	
29	08332-1106A	E RING	2	
30	43550-44G00	RUBBER	2	
31	43534-44G00	BALANCER	2	
32	02142-0525A	SCREW	2	
33	02142-0520A	SCREW	2	

FIG.40

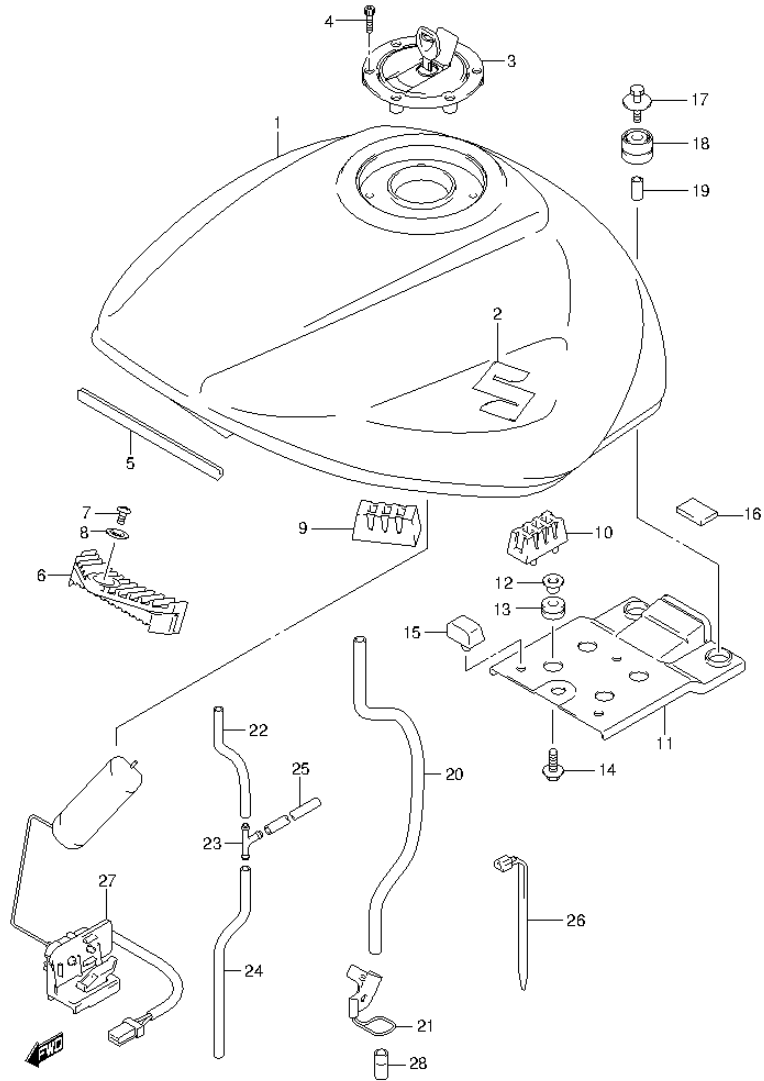
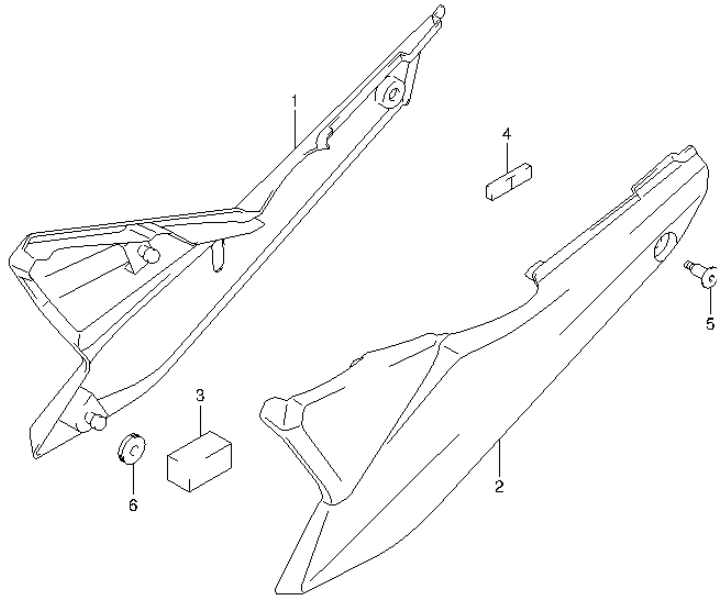


FIG.40 (1-E-5) FUEL TANK

REF NO.	PART NO.	DESCRIPTION	Q'TY	REMARKS
1-1	44100-18H31-YBD	TANK ASSY, FUEL (WHITE)	1	
1-2	44100-18H31-YUF	TANK ASSY, FUEL (BLUE)	1	
1-3	44100-18H31-YVB	TANK ASSY, FUEL (BLACK)	1	
2	68111-18G20	EMBLEM, S	2	
3	44200-16850	CAP ASSY, FUEL TANK FILLER	1	
4	09106-05017	BOLT (5X20)	3	
5	68241-04X50-300	MOLDING	1	
6	44511-27E00	CUSHION, FRONT	1	
7	02142-0510B	SCREW	1	
8	09169-05012	WASHER	1	
9	45149-45330	CUSHION, SIDE	2	
10	44541-31F00	CUSHION, FUEL TANK SIDE	2	
11	44141-38G00	BRACKET, REAR	1	
12	09169-06062	WASHER	4	
13	09320-08001	CUSHION	4	
14	09116-06192	BOLT (6X20)	4	
15	45149-21G00	CUSHION	3	
16	47163-10FA0	CUSHION	1	
17	09116-06172	BOLT (6X30)	2	
18	44541-38G00	CUSHION	2	
19	09180-06271	SPACER (6.5X9X18)	2	
20	44423-18H10	HOSE, DRAIN	1	
21	44480-07J10	GUIDE, DRAIN HOSE	1	
22	44425-09E00	HOSE, BREATHER	1	CUT AS REQUIRED
23	09367-06002	JOINT, 3 WAY	1	
24	09352-50823-600	HOSE (5X8.2X600)	1	L:600->300
25	09352-50823-00B	HOSE (5X8.2X2000)	1	L:2000->610
26	09407-14403	CLAMP (L:125)	1	
27	34810-18H00	GAUGE, FUEL LEVEL	1	
28	09352-13162-010	HOSE (13.5X16.5X10)	1	

**FIG.41**



**FIG.41 (1-E-6) FRAME COVER**

REF NO.	PART NO.	DESCRIPTION	Q'TY	REMARKS
1	47111-38G02-Y4P	COVER, FRAME RH (GRAY)	1	
2	47211-38G03-Y4P	COVER, FRAME LH (GRAY)	1	
3	47191-22D00	CUSHION, FRONT	2	CUT AS REQUIRED
4	44894-24A00	CUSHION, REAR	2	
5	09139-06191	SCREW (6X22)	2	
6	09320-08018	CUSHION	4	



FIG.42

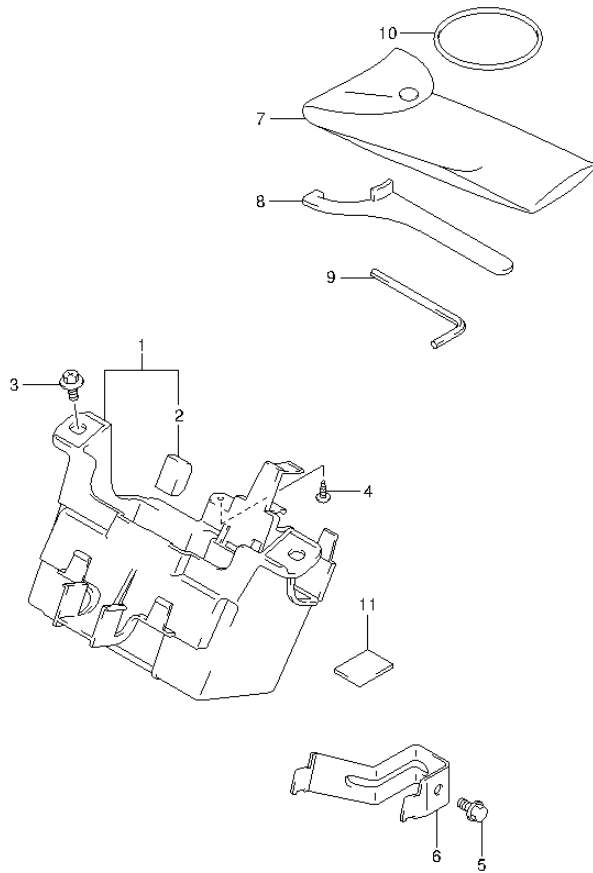
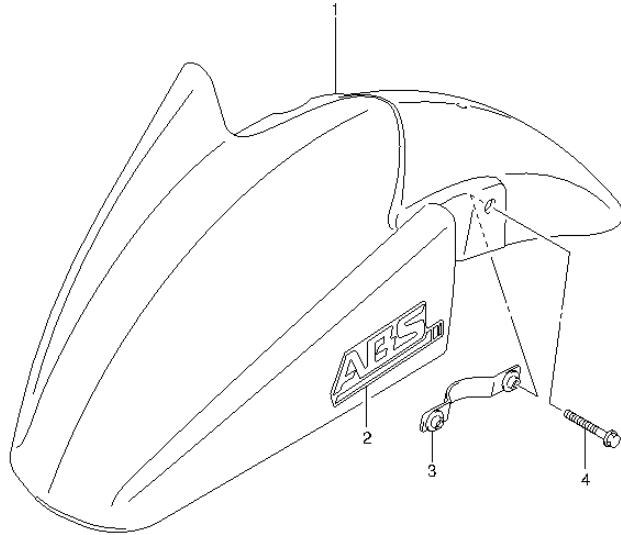


FIG.42 (1-E-7) MANUAL BOX

REF NO.	PART NO.	DESCRIPTION	Q'TY	REMARKS
1	47430-18H02	HOLDER, BATTERY	1	
2	94423-10G11	.CUSHION	1	
3	09111-06107	BOLT (6X12)	2	
4	03541-0516A	SCREW	2	
5	01547-0610A	BOLT	1	
6	47410-38G01	PLATE, FUSE BOX	1	
7	09800-21056	TOOL ASSY	1	
8	09822-00005	CLAMP, WRENCH	1	
9	09816-00059	HEXAGON SPANNER, 5	1	
10	09280-63003	O RING (D:3.5, ID:62.6)	1	
11	33652-36000	CUSHION, TOOL BAG	2	



**FIG.43**



**FIG.43 (1-E-8) FRONT FENDER**

REF NO.	PART NO.	DESCRIPTION	Q'TY	REMARKS
1-1	53110-38G10-YBD	FENDER, FRONT (WHITE)	1	
1-2	53110-38G10-YUF	FENDER, FRONT (BLUE)	1	
1-3	53110-38G10-YVB	FENDER, FRONT (BLACK)	1	
2	68151-44G00-1ZY	.EMBLEM, ABS (GRAY)	1	
3	53120-38G00	PLATE, FENDER	2	
4	09103-06214	BOLT (6X35)	4	



FIG.44

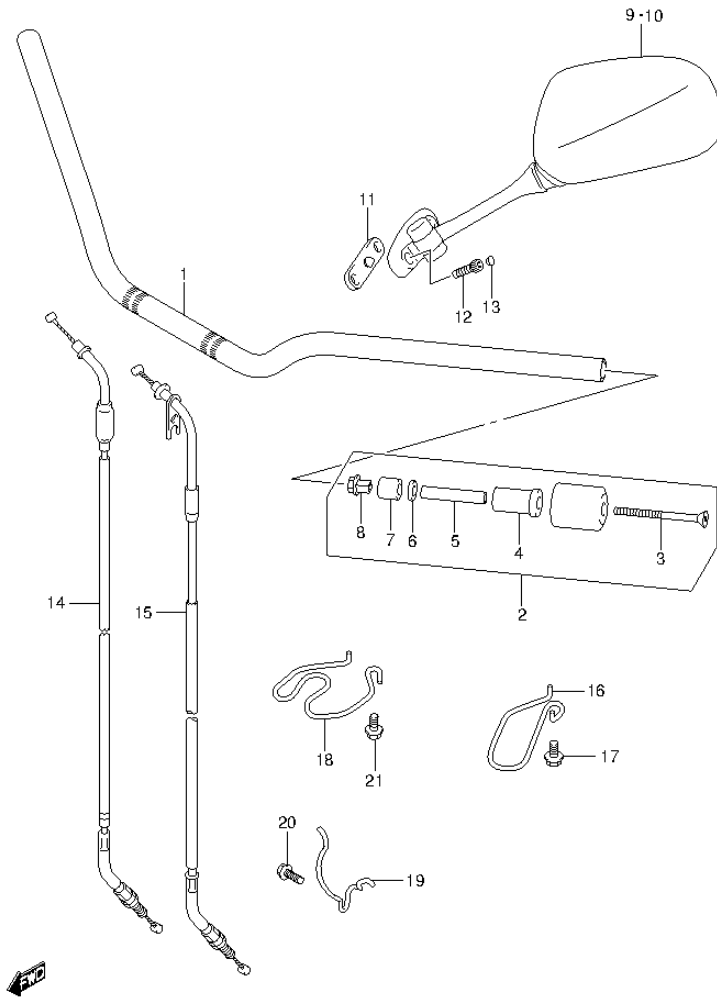


FIG.44 (1-E-9) HANDLEBAR

REF NO.	PART NO.	DESCRIPTION	Q'TY	REMARKS
1	56111-49G00	HANDLEBAR	1	
2	56200-38822	BALANCER SET, HANDLEBAR	2	
3	09127-06018	.SCREW (6X110)	2	
4	56272-19D00	.EXPANDER, OUTER	2	
5	56276-17D00	.SPACER	2	
6	09160-06131	.WASHER (6.5X16X4)	2	
7	56272-10G00	.EXPANDER, INNER	2	
8	56273-10G10	.NUT	2	
9	56500-18H00	MIRROR, REAR VIEW RH	1	
10	56600-18H00	MIRROR, REAR VIEW LH	1	
11	94576-24F00	CUSHION	2	
12	07130-0616B	BOLT	4	
13	09250-05009	CAP (OD:10)	4	
14	58300-18H60	CABLE ASSY, THROTTLE NO.1	1	
15	58300-18H30	CABLE ASSY, THROTTLE NO.2	1	
16	58631-38G00	GUIDE, THROTTLE CABLE	1	
17	09125-05042	SCREW (5X10)	1	
18	58621-18H00	GUIDE, THROTTLE CABLE	1	
19	58622-38G00	GUIDE, CABLE	1	
20	01547-0620A	BOLT	1	
21	01550-0612A	BOLT	2	

FIG.45

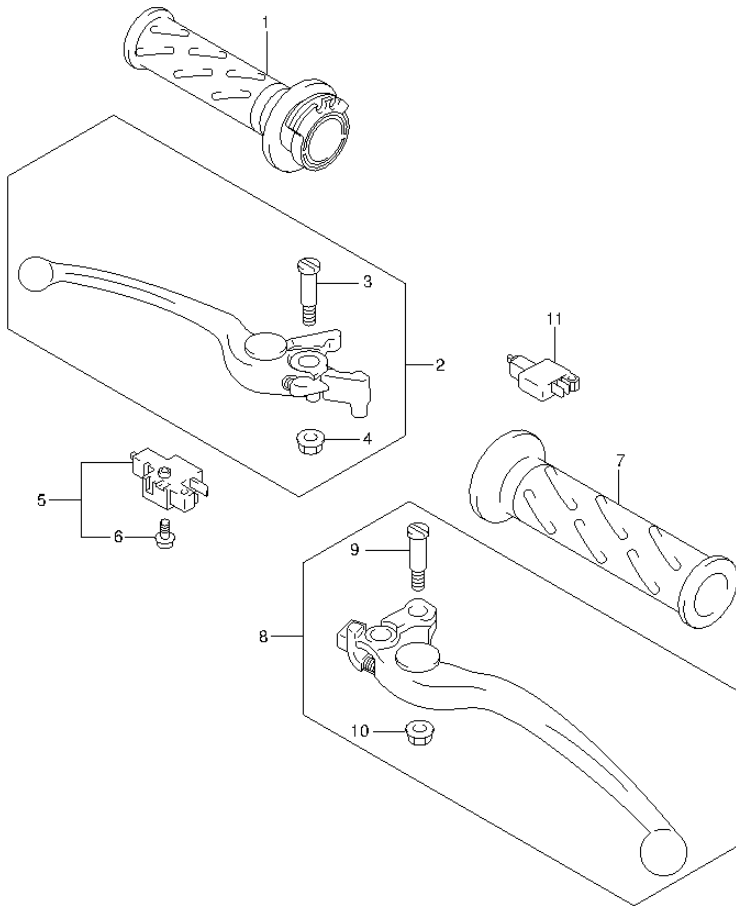


FIG.45 (1-E-10) HANDLE LEVER

REF NO.	PART NO.	DESCRIPTION	Q'TY	REMARKS
1	57110-29G01-291	GRIP, THROTTLE (BLACK)	1	
2	57300-10G32	LEVER ASSY, BRAKE	1	
3	57431-17H02	.BOLT	1	
4	08319-2106A	.NUT	1	
5	57460-14J01	SWITCH ASSY, STOP	1	
6	57465-17C00	.SCREW	1	
7	57211-22D01-291	GRIP, LH (BLACK)	1	
8	57500-24F22	LEVER ASSY, CLUTCH	1	
9	57431-17H02	.BOLT	1	
10	08316-1606B	.NUT	1	
11	57560-02FA0	SWITCH ASSY, CLUTCH	1	





FIG.46

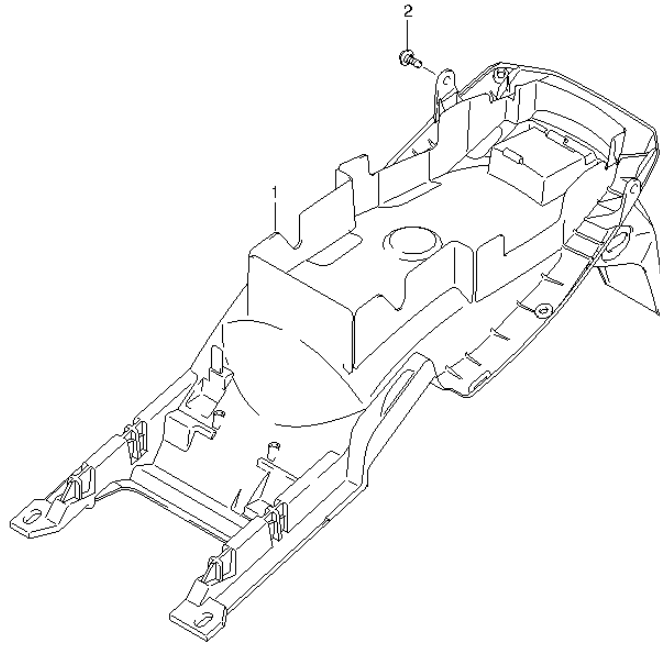


FIG.46 (1-E-11) REAR FENDER

REF NO.	PART NO.	DESCRIPTION	Q'TY	REMARKS
1	63111-38GB1-5PK	FENDER, REAR (BLACK)	1	
2	09111-06107	BOLT (6X12)	2	



FIG.47

FIG.47 (1-E-12) COWLING BODY

REF NO.	PART NO.	DESCRIPTION	Q'TY	REMARKS
1-1	94410-17H00-YBD	BODY, COWLING (WHITE)	1	
1-2	94410-17H00-YUF	BODY, COWLING (BLUE)	1	
1-3	94410-17H00-YVB	BODY, COWLING (BLACK)	1	
2-1	68641-19F00-YD8	.EMBLEM, "SUZUKI" (SILVER)	1	FOR YUF, YVB
2-2	68281-24F10-019	.EMBLEM, "SUZUKI" (BLACK)	1	FOR YBD
3	94484-24F00	NUT, BODY	2	
4	09139-05077	SCREW (5X16)	2	
5	09148-05052	NUT	2	
6	94443-06G00	TAPE, WINDSCREEN	4	
7	94611-17H00	WIND SCREEN	1	
8	94443-06G00	TAPE, BODY COWLING	9	
9	09139-05042	SCREW (5X16)	2	
10	08322-0105B	WASHER	2	
11	09159-05019	NUT	2	
12	02142-1516B	SCREW	2	
13	09159-05048	NUT	2	
14	94612-01H00	CUSHION, SCREEN	1	
15	94612-17H01	COVER, SCREEN	1	
16	44534-24F00	CUSHION	2	
17	94421-17H00	COVER, INTAKE RH	1	
18	94431-17H00	COVER, INTAKE LH	1	
19	43585-18G00	CUSHION, NET COVER	2	
20	03541-0512A	SCREW	6	
21	94412-17H00	NET, INTAKE RH	1	
22	94413-17H00	NET, INTAKE LH	1	

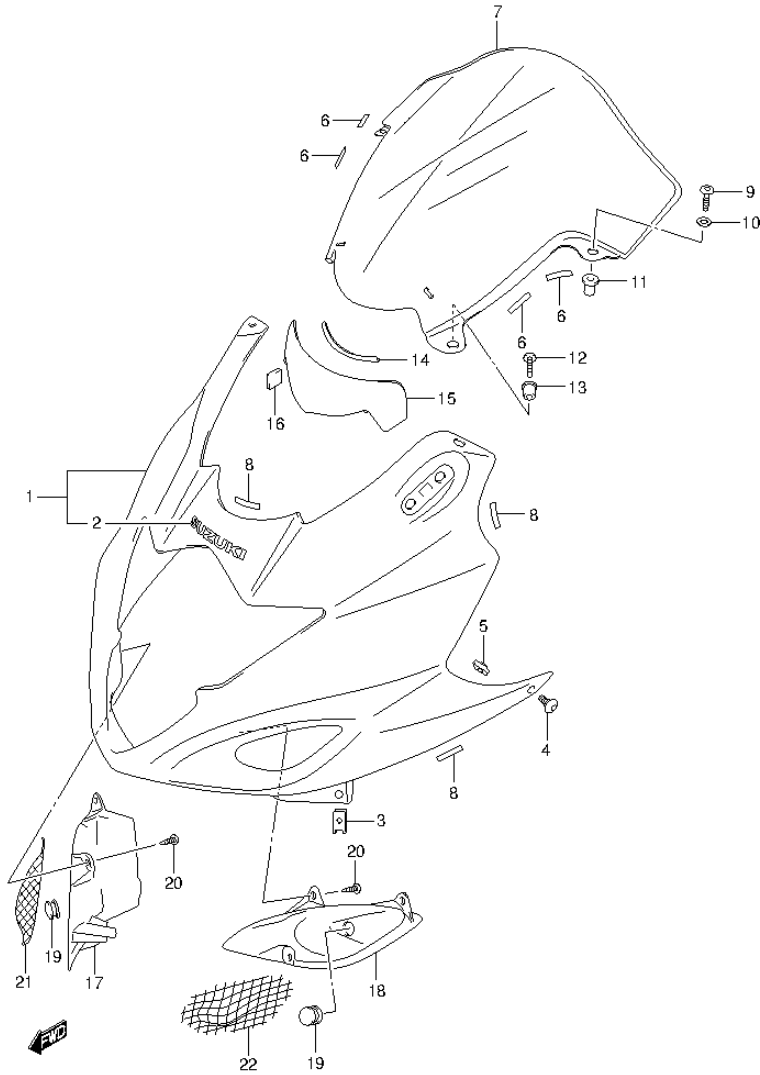


FIG.48

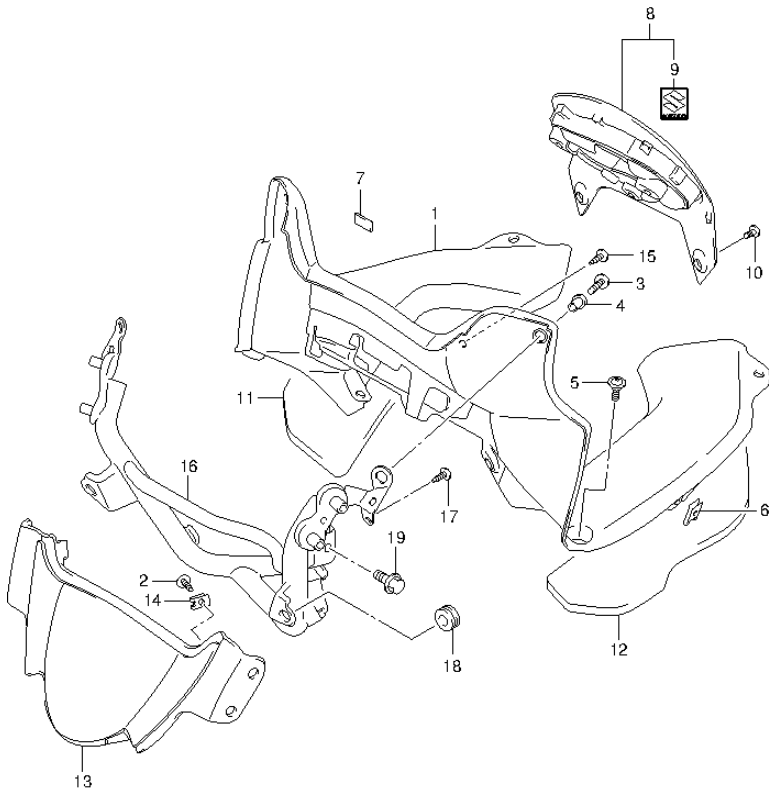


FIG.48 (1-E-13) METER PANEL

REF NO.	PART NO.	DESCRIPTION	Q'TY	REMARKS
1	94671-17H00	PANEL, METER	1	
2	03541-0516A	SCREW	2	
3	02142-1520B	SCREW	2	
4	09159-05019	NUT	2	
5	09139-05074	BOLT (5X13)	2	
6	09148-05052	NUT	2	
7	48128-14FA0	CUSHION, PANEL	2	
8	94640-17H00	LID, METER PANEL	1	
9	68281-35F00	.EMBLEM	1	
10	09139-06051	SCREW (6X10)	2	
11	94674-17H00	CUSHION, PANEL RH	1	
12	94684-17H00	CUSHION, PANEL LH	1	
13	94672-17H00	PANEL, METER FRONT	1	
14	09148-05038	NUT	2	
15	09132-05053	SCREW (5X16)	2	
16	94510-17H00	BRACE, COWLING	1	
17	03541-0516A	SCREW	2	
18	09320-08028	CUSHION	2	
19	01550-0820A	BOLT	2	



FIG.49

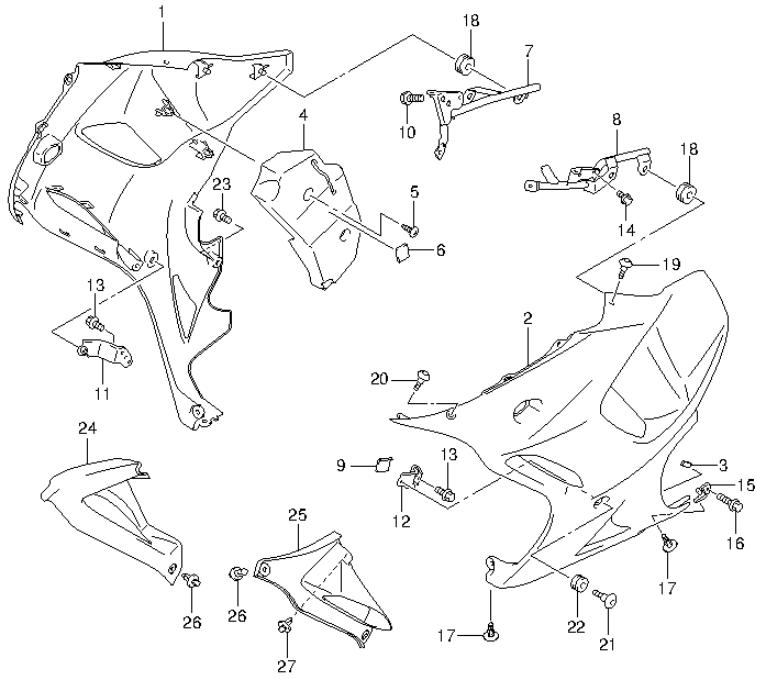


FIG.49 (1-E-14) UNDER COWLING

REF NO.	PART NO.	DESCRIPTION	Q'TY	REMARKS
1-1	94471-18H00-YBD	COWLING, UNDER RH (WHITE)	1	
1-2	94471-18H00-YUF	COWLING, UNDER RH (BLUE)	1	
1-3	94471-18H00-YVB	COWLING, UNDER RH (BLACK)	1	
2-1	94481-18H00-YBD	COWLING, UNDER LH (WHITE)	1	
2-2	94481-18H00-YUF	COWLING, UNDER LH (BLUE)	1	
2-3	94481-18H00-YVB	COWLING, UNDER LH (BLACK)	1	
3	33652-47F00	CUSHION, LH COWL	2	
4	94477-18H00	PROTECTOR, RH	1	
5	03541-0512A	SCREW	2	
6	94478-17H00	CUSHION	2	
7	94530-17H00	BRACKET, UNDER COWL RH	1	
8	94540-17H10	BRACKET, UNDER COWL LH	1	
9	94474-17H00	PROTECTOR, COWLING UNDER	3	
10	01550-0612B	BOLT	2	
11	94550-17H00	BRACKET, CENTER RH	1	
12	94560-17H00	BRACKET, CENTER LH	1	
13	01550-0610A	BOLT	2	
14	01550-0620B	BOLT	2	
15	94580-17H01	BRACKET, REAR LH	1	
16	09116-06150	BOLT (6X25)	1	
17	94479-35F00	CLIP	3	
18	09320-08028	CUSHION	4	
19	09139-05077	SCREW (5X16)	2	
20	09139-05064	SCREW (5X13)	2	
21	09139-06126	SCREW (6X20)	2	
22	09320-09016	CUSHION	2	
23	09139-06144	SCREW (6X12)	1	
24	94461-18H00	COWLING, UNDER INNER RH	1	
25	94462-18H00	COWLING, UNDER INNER LH	1	
26	09409-06329	CLIP	5	
27	09409-06317	CLIP	1	



FIG.50

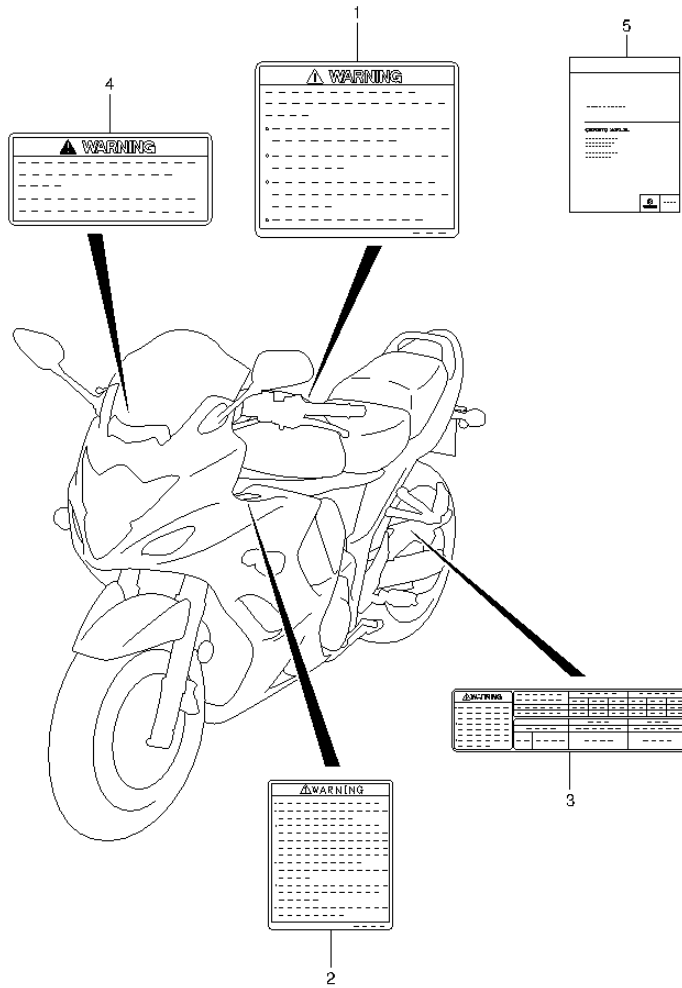


FIG.50 (1-E-15) LABEL

REF NO.	PART NO.	DESCRIPTION	Q'TY	REMARKS
1-1	68319-29F00	LABEL, WARNING (ENGLISH)	1	
1-2	68319-29F50	LABEL, WARNING (SPANISH)	1	
2-1	68922-29F00	LABEL, SCREEN (ENGLISH)	1	
2-2	68922-29F50	LABEL, SCREEN (SPANISH)	1	
3-1	68332-18H10	LABEL, TIRE INFORMATION (ENGLISH)	1	
3-2	68332-18H40	LABEL, TIRE INFORMATION (SPANISH)	1	
4	68613-24F00	LABEL, STEERING	1	
5-1	99011-18H73-01A	MANUAL, OWNER'S (ENGLISH)	1	
5-2	99011-18H73-029	MANUAL, OWNER'S (SPANISH)	1	
5-3	99011-18H73-068	MANUAL, OWNER'S (KOREAN)	1	

FIG.51

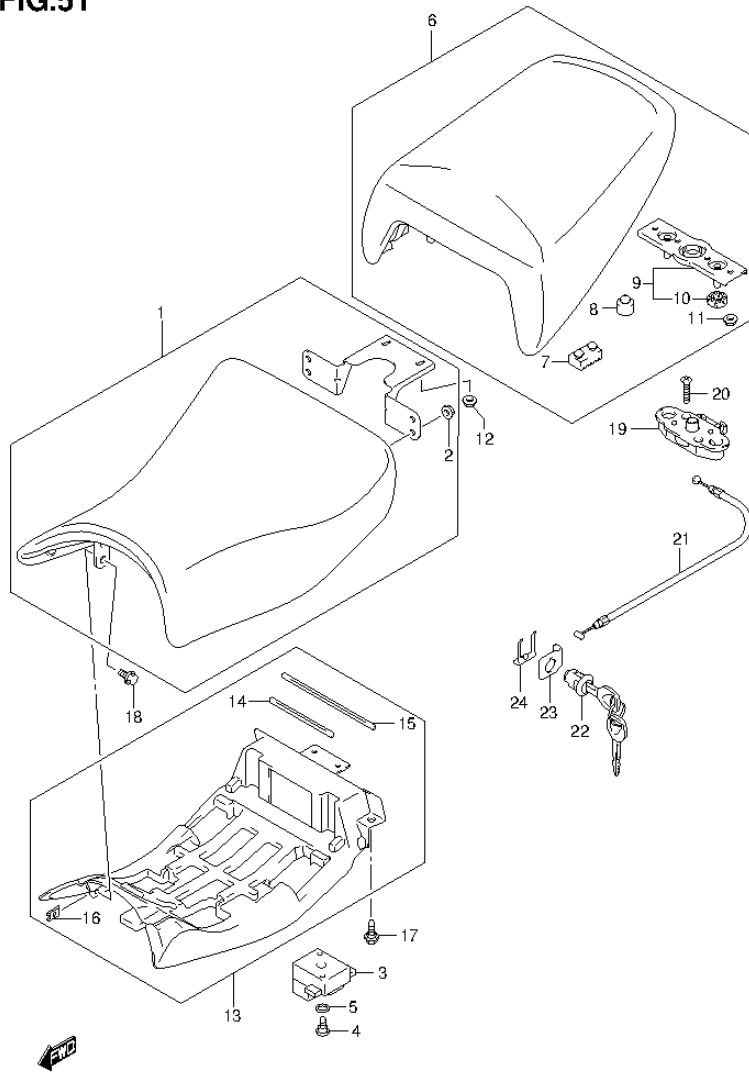


FIG.51 (1-F-2) SEAT

REF NO.	PART NO.	DESCRIPTION	Q'TY	REMARKS
1	45100-38G13-DKD	SEAT ASSY (BLACK)	1	
2	09148-06018	.NUT	4	
3	45149-38G01	CUSHION	4	
4	09139-06133	SCREW (6X16)	4	
5	09160-10121	WASHER (10.5X18X1)	4	
6	45300-38G11-W05	SEAT ASSY, PILLION (BLACK)	1	
7	45149-42F00	.CUSHION, FRONT	2	
8	09321-10011	.CUSHION	2	
9	45290-42F02	.STRIKER	1	
10	45213-42F00	..CUSHION	2	
11	09148-06018	.NUT	2	
12	08319-3106B	NUT	2	
13	45410-38G03-291	COVER, SEAT LOWER (BLACK)	1	
14	45412-38G00	.CUSHION, SEAT LOWER COVER FR	1	
15	45413-38G00	.CUSHION, SEAT LOWER COVER RR	1	
16	09148-06018	.NUT	2	
17	09111-06066	BOLT (6X16)	2	
18	01550-0612B	BOLT	2	
19	45220-47H00	BRACKET, SEAT SUPPORT	1	
20	02122-0630A	SCREW	2	
21	45280-33400	CABLE, SEAT LOCK	1	
22	95700-14F00	LOCK ASSY, SEAT	1	
23	45288-14F00	GUIDE, SEAT LOCK CABLE	1	
24	45289-11F00	PLATE, SEAT LOCK	1	

FIG.52

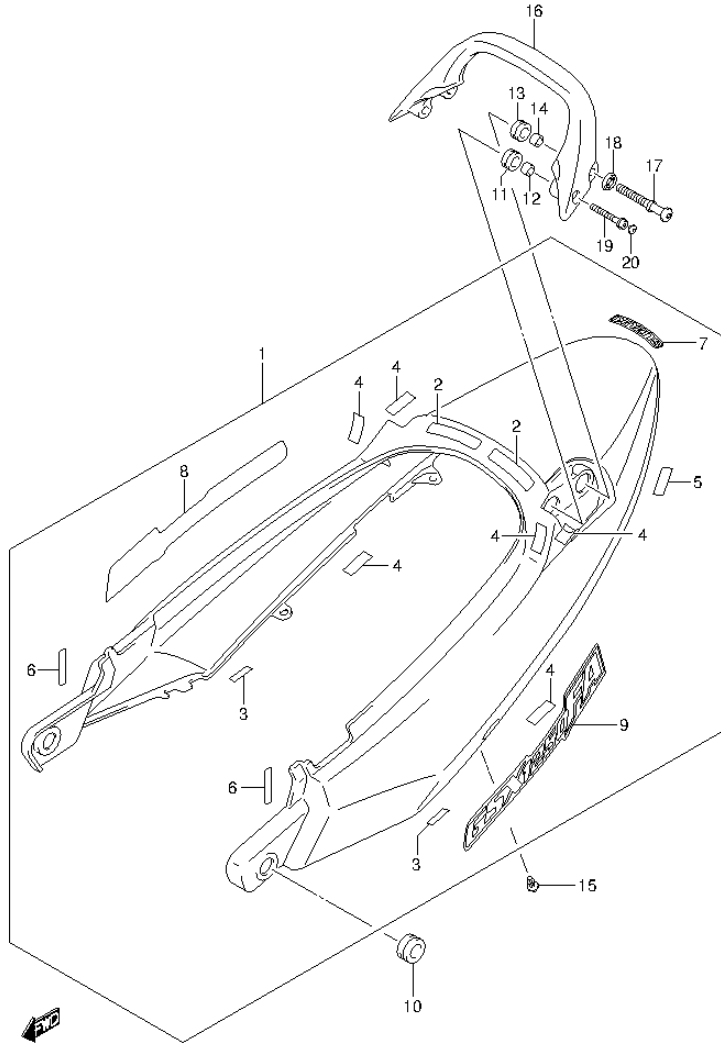


FIG.52 (1-F-3) SEAT TAIL COVER

REF NO.	PART NO.	DESCRIPTION	Q'TY	REMARKS
1-1	45500-18H30-YBD	COVER ASSY, SEAT TAIL (WHITE)	1	
1-2	45500-18H30-YUF	COVER ASSY, SEAT TAIL (BLUE)	1	
1-3	45500-18H30-YVB	COVER ASSY, SEAT TAIL (BLACK)	1	
2	45516-42F00	.TAPE, SET TAIL COVER RR NO.1	2	
3	45517-16G00	.TAPE, SEAT TAIL COVER LOWER	2	
4	47161-10D00	.TAPE, SEAT TAIL COVER RR NO.2	6	
5	47161-10D00	.TAPE, SEAT TAIL COVER RR NO.3	2	
6	48128-14FA0	.CUSHION	2	
7-1	68281-01H00-019	.EMBLEM, SUZUKI (BLACK)	1	FOR YBD
7-2	68281-01H00-YD8	.EMBLEM, SUZUKI (SILVER)	1	FOR YUF, YVB
8-1	68161-18H20-F5K	.EMBLEM, SEAT TAIL COVER RH (GRAY/BLACK)	1	FOR YBD
8-2	68161-18H20-HWR	.EMBLEM, SEAT TAIL COVER RH (SILVER/GRAY)	1	FOR YUF, YVB
9-1	68171-18H20-F5K	.EMBLEM, SEAT TAIL COVER LH (GRAY/BLACK)	1	FOR YBD
9-2	68171-18H20-HWR	.EMBLEM, SEAT TAIL COVER LH (SILVER/GRAY)	1	FOR YUF, YVB
10	09320-08047	CUSHION	2	
11	09320-12068	CUSHION	2	
12	09180-06300	SPACER (6.5X12X9)	2	
13	09320-14023	CUSHION	2	
14	09180-08199	SPACER (8.5X14X9)	2	
15	09409-06314-5PK	CLIP (BLACK)	4	
16-1	46211-32F10-YBD	HANDLE, PILLION RIDER (WHITE)	1	
16-2	46211-32F10-YUF	HANDLE, PILLION RIDER (BLUE)	1	
16-3	46211-32F10-YVB	HANDLE, PILLION RIDER (BLACK)	1	
17	46316-31F00	HOOK, PILLION RIDER HANDLE	2	
18	46317-31F00	WASHER, HOOK	2	
19	07120-0645A	BOLT	2	
20	09250-05009	CAP (OD:10)	2	

FIG.53

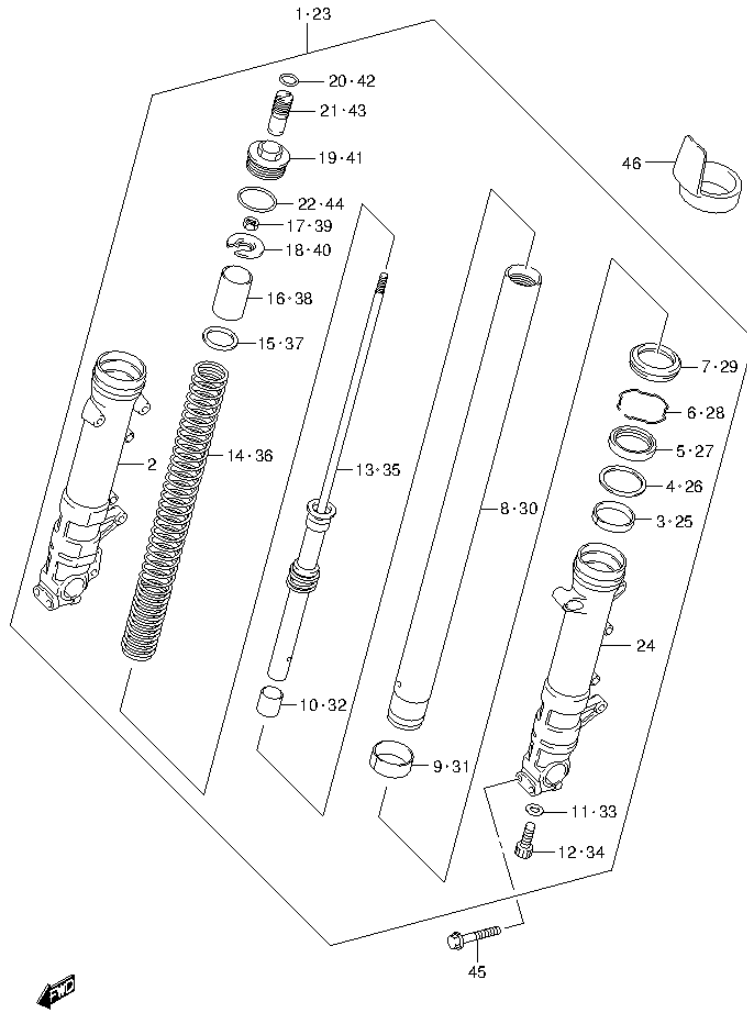


FIG.53 (1-F-4) FRONT FORK DAMPER

REF NO.	PART NO.	DESCRIPTION	Q'TY	REMARKS
1	51103-07J20	DAMPER ASSY, FRONT FORK RH	1	
2	51131-07J00	.TUBE, OUTER RH (SILVER)	1	
3	51152-07J00	.BUSH, GUIDE	1	
4	51168-17C00	.SPACER, SEAL	1	
5	51153-47H00	.SEAL, OIL	1	
6	51556-38B00	.RING, STOPPER	1	
7	51173-27G00	.SEAL, DUST	1	
8	51110-07J00	.TUBE, INNER	1	
9	51121-07J00	.BUSH, SLIDE	1	
10	51195-31E00	.PIECE, OIL LOCK	1	
11	51148-31030	.GASKET	1	
12	51147-48130	.BOLT	1	
13	52110-07J20	.ROD, DAMPER	1	
14	51171-07J20	.SPRING, FRONT	1	
15	51186-17C00	.SEAT, SPRING LOWER	1	
16	51176-12C10	.COLLAR, SPRING	1	
17	51827-27E00	.NUT	1	
18	51172-17C00	.SEAT, SPRING UPPER	1	
19	51189-14D00	.BOLT, FORK	1	
20	51834-17C00	.O RING (D:2.5,ID:13.8)	1	
21	51185-31E00	.ADJUSTER, SPRING	1	
22	51117-17C00	.O RING	1	
23	51104-07J20	DAMPER ASSY, FRONT FORK LH	1	
24	51141-07J00	.TUBE, OUTER LH (SILVER)	1	
25	51152-07J00	.BUSH, GUIDE	1	
26	51168-17C00	.SPACER, SEAL	1	
27	51153-47H00	.SEAL, OIL	1	
28	51556-38B00	.RING, STOPPER	1	
29	51173-27G00	.SEAL, DUST	1	
30	51110-07J00	.TUBE, INNER	1	
31	51121-07J00	.BUSH, SLIDE	1	
32	51195-31E00	.PIECE, OIL LOCK	1	
33	51148-31030	.GASKET	1	
34	51147-48130	.BOLT	1	



FIG.53

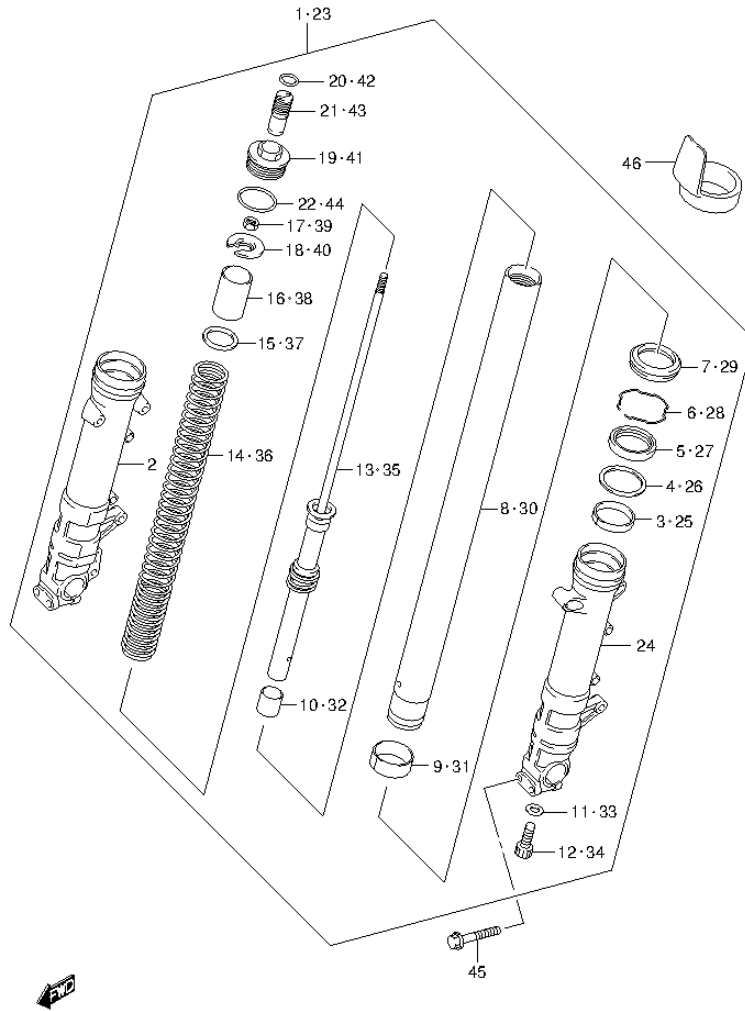


FIG.53 (1-F-5) FRONT FORK DAMPER

REF NO.	PART NO.	DESCRIPTION	Q'TY	REMARKS
35	52110-07J20	.ROD, DAMPER	1	
36	51171-07J20	.SPRING, FRONT	1	
37	51186-17C00	.SEAT, SPRING LOWER	1	
38	51176-12C10	.COLLAR, SPRING	1	
39	51827-27E00	.NUT	1	
40	51172-17C00	.SEAT, SPRING UPPER	1	
41	51189-14D00	.BOLT, FORK	1	
42	51834-17C00	.O RING (D:2.5, ID:13.8)	1	
43	51185-31E00	.ADJUSTER, SPRING	1	
44	51117-17C00	.O RING	1	
45	51166-27E30	BOLT	4	
46	51201-32F00	PROTECTOR	2	

FIG.54

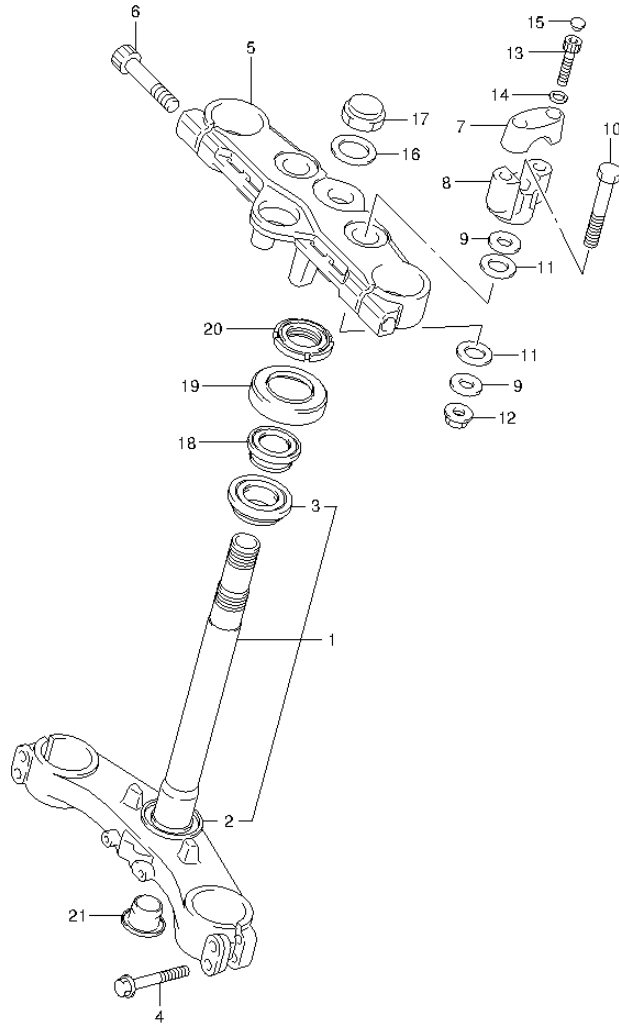
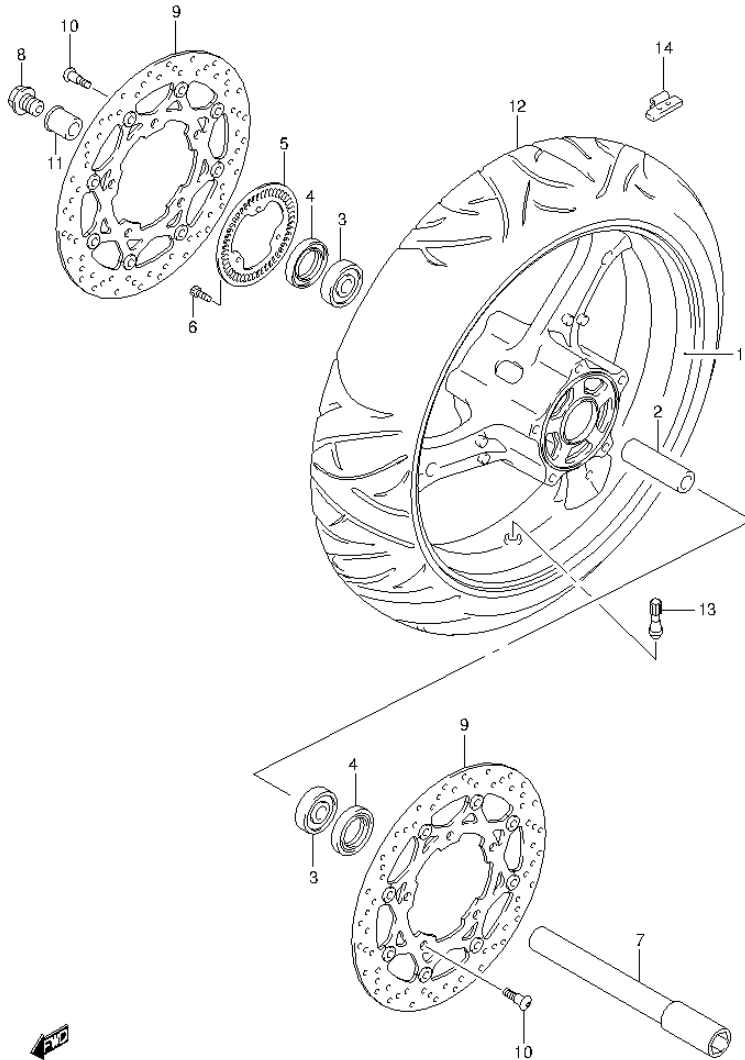


FIG.54 (1-F-6) STEERING STEM

REF NO.	PART NO.	DESCRIPTION	Q'TY	REMARKS
1	51410-32F10	STEM, STEERING	1	
2	51644-12C00	.SEAL, LOWER	1	
3	09265-30020	.BEARING (30X55X17)	1	
4	51328-27E30	BOLT	4	
5	51311-49G00	HEAD, STEERING STEM	1	
6	51166-39AA0	BOLT	2	
7	56211-17G00	HOLDER, HANDLE	2	
8	56221-49G00	HOLDER, HANDLE, LOWER	2	
9	51355-49G00	WASHER	4	
10	56321-49G00	BOLT	2	
11	56245-49G00	RUBBER SET	4	
12	08319-31108	NUT	2	
13	51321-10F00	BOLT	4	
14	09164-08015	WASHER	4	
15	09250-06011	CAP (OD:11)	4	
16	51354-49G00	WASHER	1	
17	51353-38A01	NUT	1	
18	09265-25038	BEARING (25X47X15)	1	
19	51643-40502	SEAL, DUST UPPER	1	
20	51631-31F00	NUT, STEERING STEM	1	
21	51482-44H00	CAP	1	

**FIG.55**



**FIG.55 (1-F-7) FRONT WHEEL**

REF NO.	PART NO.	DESCRIPTION	Q'TY	REMARKS
1-1	54111-49G10-019	WHEEL, FRONT (17M/CXMT3.50) (BLACK)	1	FOR YBD,YUF
1-2	54111-49G10-20H	WHEEL, FRONT (17M/CXMT3.50) (SILVER)	1	FOR YVB
2	54731-49G00	SPACER	1	
3	09262-25061	BEARING (25X52X15)	2	
4	09285-32004	OIL SEAL (32X52X7)	2	
5	54162-27G00	RING, SPEED SENSOR FR	1	
6	07130-0512A	BOLT	3	
7	54711-49G00	AXLE, FRONT	1	
8	54712-41G10	BOLT, FRONT AXLE	1	
9	59210-44G11	DISC, FRONT BRAKE	2	
10	09106-08160	BOLT (8X21)	10	
11	54751-49G00	SPACER, FRONT AXLE RH	1	
12	55110-18H00	TIRE, FRONT, 120/70ZR17M/C (58W)	1	
13	43130-24A00	VALVE ASSY, WHEEL RIM (TR412)	1	
14-1	55411-22H00	BALANCER, WHEEL NO.1	AR	10G
14-2	55412-22H00	BALANCER, WHEEL NO.2	AR	20G
14-3	55413-22H00	BALANCER, WHEEL NO.3	AR	30G

FIG.56

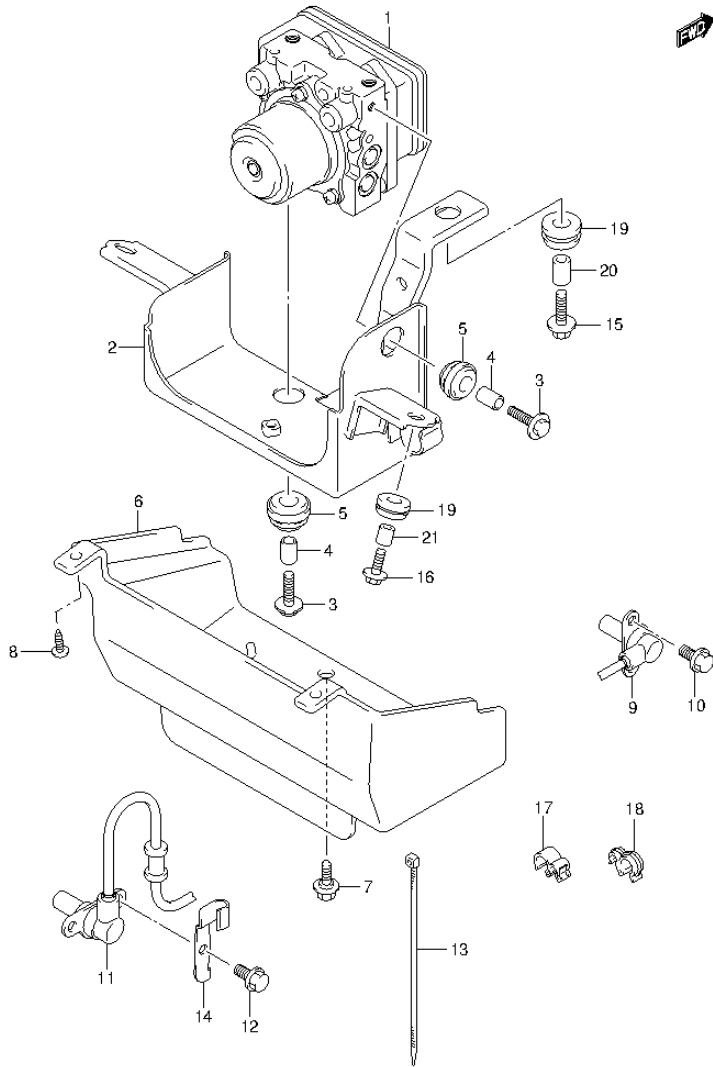


FIG.56 (1-F-8) HYDRAULIC UNIT

REF NO.	PART NO.	DESCRIPTION	Q'TY	REMARKS
1	55610-18H10	UNIT ASSY, HYDRAULIC ABS	1	
2	55660-49G00	HOLDER, HYDRAULIC UNIT ABS	1	
3	55661-10G00	BOLT, UNIT MOUNTING	3	
4	55662-10G00	SPACER	3	
5	55663-10G00	RUBBER	3	
6	55667-38G01	COVER, HYDRAULIC UNIT	1	
7	09111-06065	BOLT (6X16)	1	
8	03541-0516A	SCREW	2	
9	55710-49G01	SENSOR, FR WHEEL ABS	1	
10	01547-0612A	BOLT	2	
11	65710-38G00	SENSOR, RR WHEEL ABS	1	
12	01547-0612A	BOLT	2	
13	09407-14407	CLAMP (L:145)	4	
14	65731-38G00	CLAMP, ABS SENSOR REAR	1	
15	09116-06192	BOLT (6X20)	1	
16	09116-06202	BOLT (6X25)	2	
17	09408-00266	CLAMP	2	
18	09408-00242	CLAMP	2	
19	09320-08037	CUSHION	3	
20	09180-06261	SPACER (6.5X9X8)	1	
21	09180-06266	SPACER (6.5X9X11.5)	2	

FIG.57

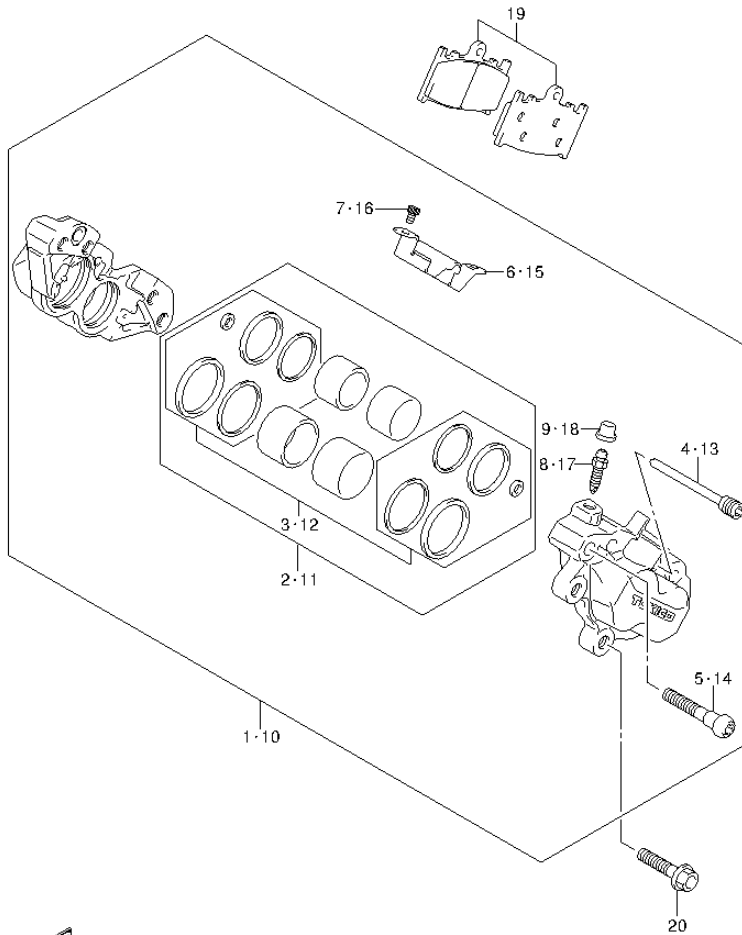
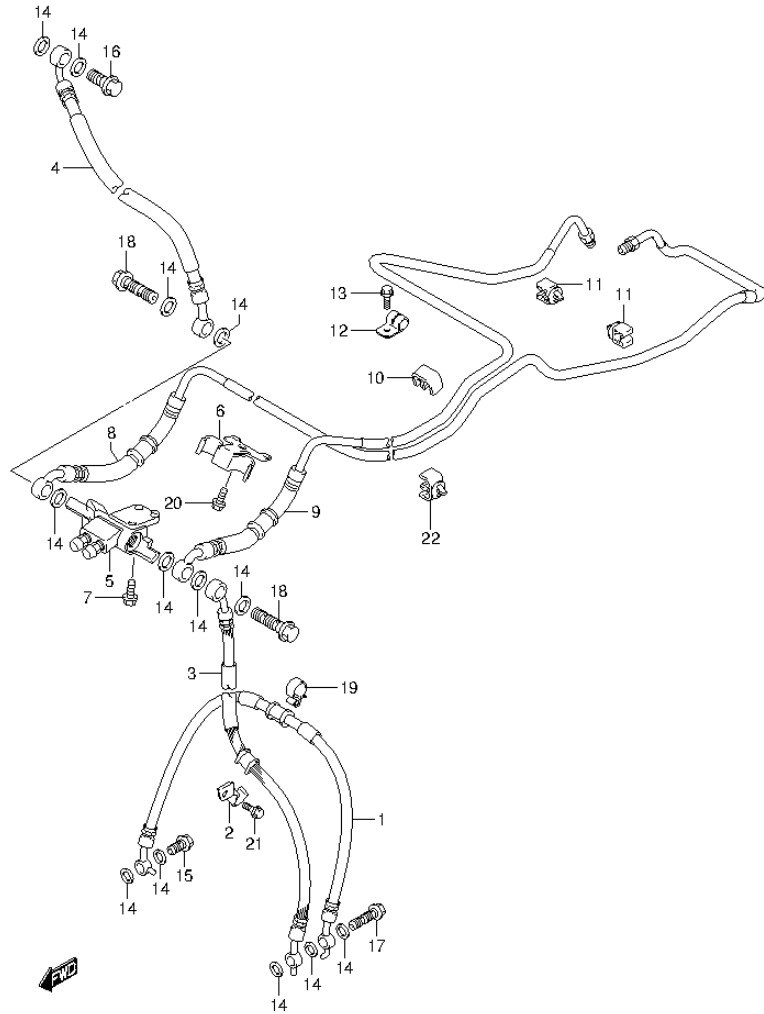


FIG.57 (1-F-9) FRONT CALIPER

REF NO.	PART NO.	DESCRIPTION	Q'TY	REMARKS
1	59100-35F60-999	CALIPER ASSY, FRONT RH	1	
2	59300-34811	.PISTON SET	1	
3	59300-34821	..SEAL SET, PISTON	1	
4	59141-40F00	.PIN	1	
5	59145-18G00	.BOLT	4	
6	59152-35F00	.COVER, RH	1	
7	59153-22D00	.SCREW	2	
8	59121-18410	.BLEEDER	1	
9	55156-66310	.CAP	1	
10	59300-35F60-999	CALIPER ASSY, FRONT LH	1	
11	59300-34811	.PISTON SET	1	
12	59300-34821	..SEAL SET, PISTON	1	
13	59141-40F00	.PIN	1	
14	59145-18G00	.BOLT	4	
15	59151-35F00	.COVER, LH	1	
16	59153-22D00	.SCREW	2	
17	59121-18410	.BLEEDER	1	
18	55156-66310	.CAP	1	
19	59101-35810	PAD SET	2	
20	09103-08359	BOLT (8X28)	4	

FIG.58



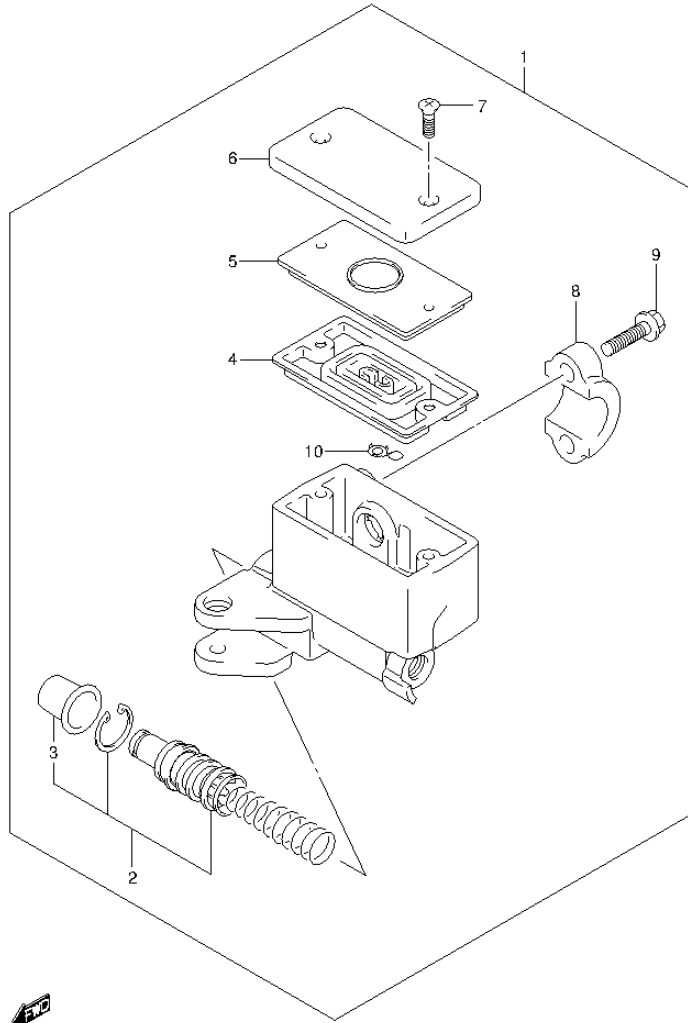
GSX1250FAL4\_E99\_058  
FRONT BRAKE HOSE

FIG.58 (1-F-10) FRONT BRAKE HOSE

REF NO.	PART NO.	DESCRIPTION	Q'TY	REMARKS
1	59240-46H00	HOSE, FRONT BRAKE NO.2	1	
2	59269-38G00	CLAMP, FRONT BRAKE HOSE NO.2	1	LH
3	59440-18H10	HOSE, FRONT BRAKE NO.2 LH	1	
4	59480-07J00	HOSE, FRONT BRAKE NO.1	1	
5	59500-46H00	JOINT, FRONT BRAKE HOSE	1	
6	59251-18H00	CLAMP, FRONT BRAKE JOINT HOSE	1	
7	01550-0616A	BOLT	1	
8	59200-18H00	HOSE ASSY, FR BRAKE NO.1	1	
9	59400-18H00	HOSE ASSY, FR BRAKE NO.2	1	
10	09403-06324	CLAMP	1	
11	51761-62J70	CLAMP	2	
12	09403-07401	CLAMP	1	
13	01547-0616A	BOLT	1	
14	09161-10009	WASHER (10X15X1.5)	13	
15	09360-10062	UNION	1	
16	09360-10062	UNION	1	
17	09360-10064	UNION	1	
18	09360-10064	UNION	2	
19	09403-16412	CLAMP	1	
20	01547-0612A	BOLT	1	
21	01547-0610A	BOLT	1	
22	09403-07336	CLAMP	1	

GSX1250FAL4\_E99

**FIG.59**



**FIG.59 (1-F-11) FRONT MASTER CYLINDER**

REF NO.	PART NO.	DESCRIPTION	Q'TY	REMARKS
1	59600-10G20	CYLINDER ASSY, FRONT MASTER	1	
2	59600-45850	.PISTON/CUP SET	1	
3	59666-44300	..BOOT	1	
4	59667-49460	.DIAPHRAGM	1	
5	59668-41C00	.PLATE, DIAPHRAGM	1	
6	59669-10G00	.CAP	1	
7	69689-49300	.SCREW	2	
8	59671-36500	.HOLDER	1	
9	59675-02FA0	.BOLT (6X22)	2	
10	59664-32F00	.PROTECTOR	1	

FIG.60

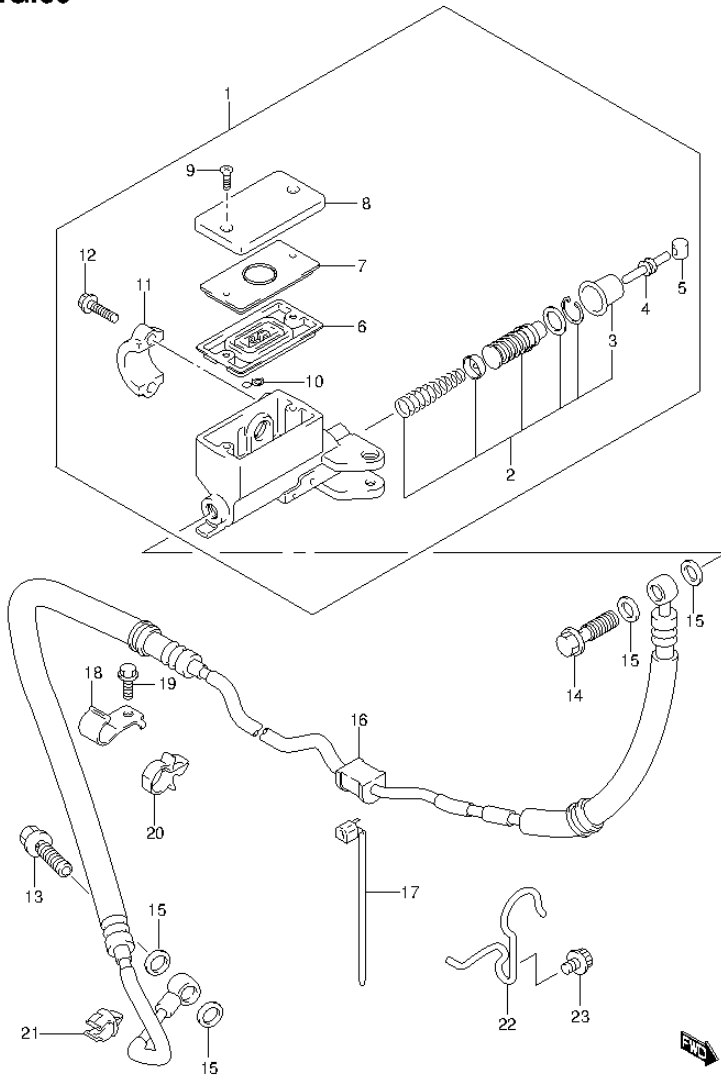


FIG.60 (1-F-12) CLUTCH MASTER CYLINDER

REF NO.	PART NO.	DESCRIPTION	Q'TY	REMARKS
1	59800-32F11	CYLINDER ASSY, CLUTCH MASTER	1	
2	59800-32810	.PISTON/CUP SET	1	
3	59866-23H00	.BOOT	1	
4	59871-32F00	.ROD, PUSH	1	
5	59892-08A00	.BUSH	1	
6	59667-49460	.DIAPHRAGM	1	
7	59668-41C00	.PLATE	1	
8	59669-10G00	.CAP	1	
9	69689-49300	.SCREW	2	
10	59664-32F00	.PROTECTOR	1	
11	59671-36500	.HOLDER	1	
12	59675-02FA0	.BOLT	2	
13	09360-10062	UNION	1	
14	09360-10062	UNION	1	
15	09161-10009	WASHER (10X15X1.5)	4	
16	59910-18H00	HOSE, CLUTCH	1	
17	09407-10403	CLAMP (L:95)	1	
18	59921-49G00	CLAMP	1	
19	01547-0616A	BOLT	1	
20	09403-14304	CLAMP	1	
21	09403-09326	CLAMP	1	
22	59915-49G00	CLAMP, CLUTCH HOSE NO.3	1	
23	01550-0620A	BOLT	1	



FIG.61

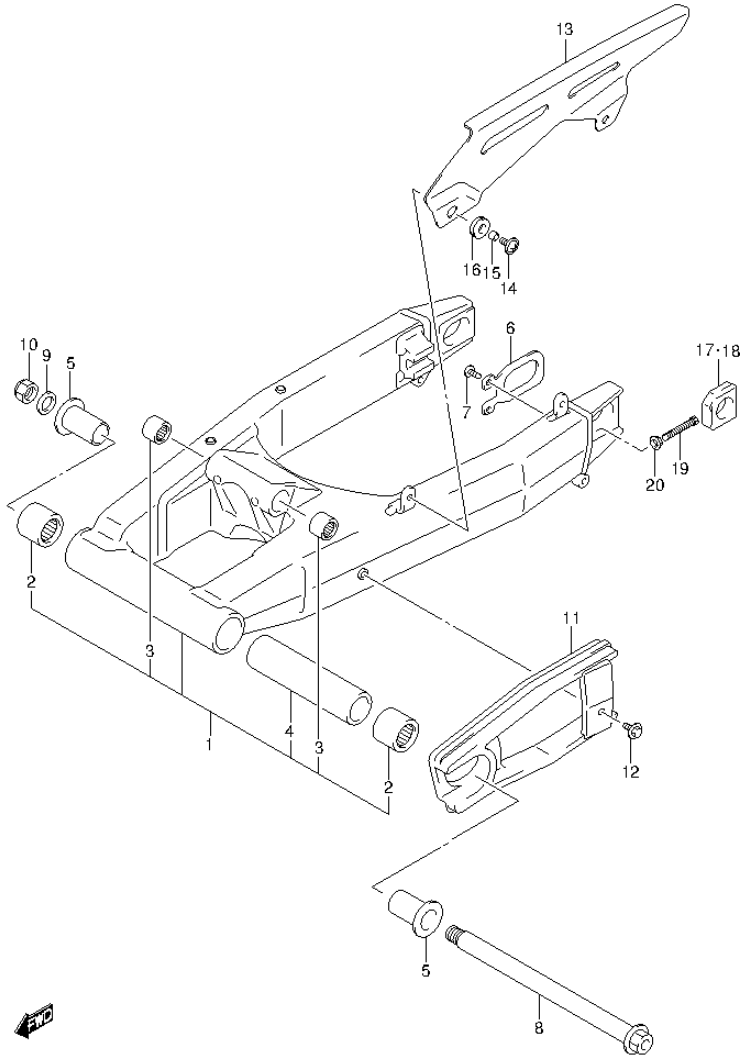


FIG.61 (1-F-13) REAR SWINGINGARM

REF NO.	PART NO.	DESCRIPTION	Q'TY	REMARKS
1	61000-49G00	SWINGING ARM ASSY, REAR	1	
2	09263-25059	.BEARING (25X33X35)	2	
3	09263-17037	.BEARING (17X24X25)	2	
4	61282-31E00	.SPACER	1	
5	61251-31E00	SPACER, BEARING	2	
6	61124-33E00	PLATE, RR SWGARM BRACKET	1	
7	02142-0616B	SCREW	1	
8	61211-31E00	SHAFT, PIVOT	1	
9	09160-18030	WASHER (18.5X28X2.6)	1	
10	09159-18007	NUT	1	
11	61273-49G10	BUFFER, CHAIN TOUCH DEFENSE	1	
12	09111-06072	BOLT (6X17.8)	1	
13	61311-27E20	CASE, CHAIN	1	
14	09136-06017	SCREW (6X16)	2	
15	09180-06092	SPACER (6.2X8.3X6.1)	2	
16	09320-08013	CUSHION	2	
17	61445-40F20	ADJUSTER, CHAIN RH	1	
18	61446-40F10	ADJUSTER, CHAIN LH	1	
19	09100-08287	BOLT (8X50)	2	
20	08316-1008A	NUT	2	

FIG.62

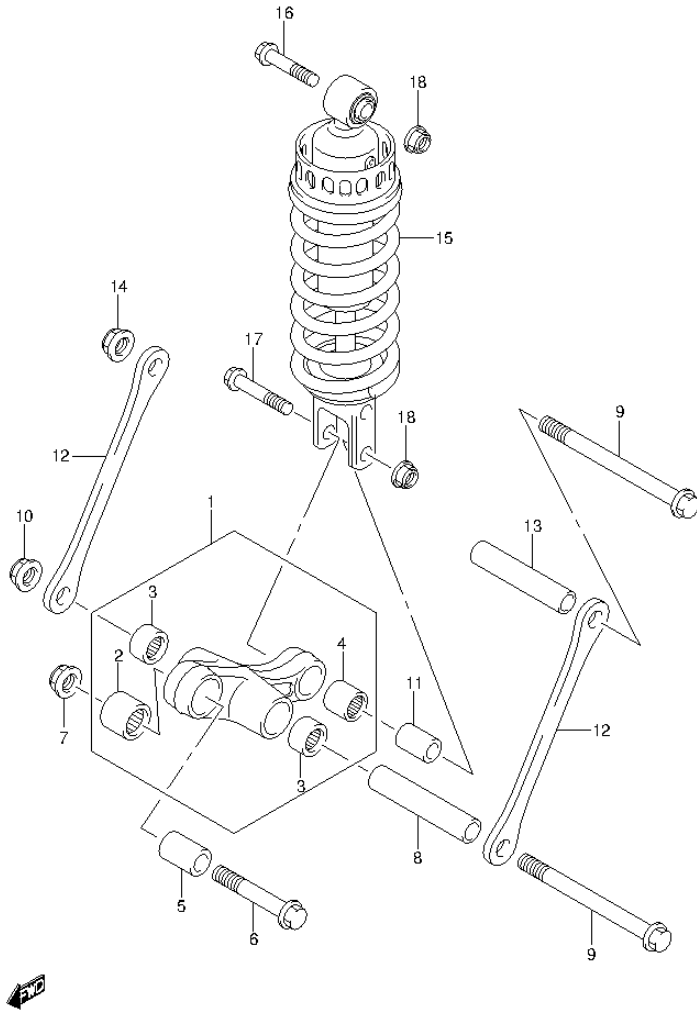


FIG.62 (1-F-14) REAR CUSHION LEVER

REF NO.	PART NO.	DESCRIPTION	Q'TY	REMARKS
1	62600-32860	LEVER SET, REAR CUSHION	1	
2	09263-20064	.BEARING (20X27X26)	1	
3	09263-17037	.BEARING (17X24X25)	2	
4	09263-17034	.BEARING (17X24X26)	1	
5	62684-01D00	SPACER, FRONT (12X20X30)	1	
6	62668-42A02	BOLT, FRONT (12X62)	1	
7	09159-12056	NUT	1	
8	62626-33D00	SPACER, CENTER	1	
9	62621-33D10	BOLT, RR CUSHION ROD	2	
10	09159-12056	NUT	1	
11	62684-40A10	SPACER, REAR (10X17X30)	1	
12	62641-32F00	ROD, REAR CUSHION	2	
13	62626-33D00	SPACER, ROD	1	
14	09159-12056	NUT	1	
15	62100-07J00-17U	ABSORBER ASSY, REAR SHOCK (GRAY)	1	
16	09103-10213	BOLT (10X52)	1	
17	09103-10143	BOLT (10X55)	1	
18	09159-10115	NUT	2	

FIG.63

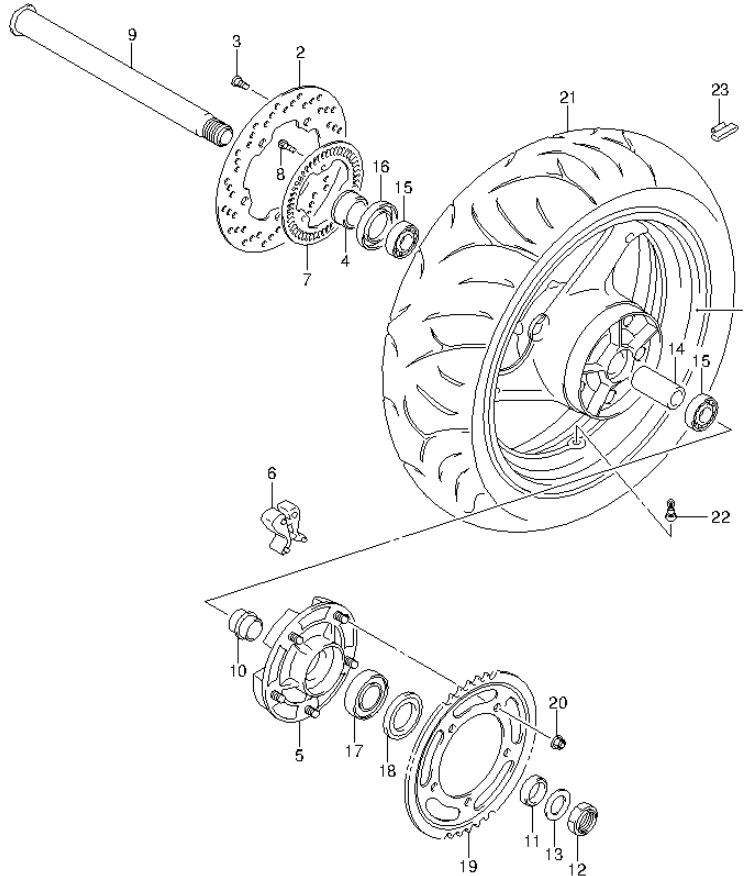


FIG.63 (1-F-15) REAR WHEEL

REF NO.	PART NO.	DESCRIPTION	Q'TY	REMARKS
1-1	64111-49G10-019	WHEEL, REAR (17M/CXMT5.50) (BLACK)	1	FOR YBD,YUF
1-2	64111-49G10-20H	WHEEL, REAR (17M/CXMT5.50) (SILVER)	1	FOR YVB
2	69211-38G00	DISC, REAR BRAKE	1	
3	09106-08160	BOLT (8X21)	5	
4	64741-49G00	SPACER, REAR AXLE RH	1	
5	64610-44G00	DRUM, SPROCKET MOUNTING	1	
6	64651-44G00	ABSORBER, SHOCK REAR HUB	5	
7	54162-27G00	RING, SPEED SENSOR RR	1	
8	07130-0512A	BOLT	3	
9	64711-49G00	AXLE, REAR	1	
10	64733-35F00	RETAINER, REAR SPROCKET DRUM	1	
11	64751-49G00	SPACER, REAR AXLE LH	1	
12	09159-25003	NUT	1	
13	09160-25070	WASHER (25.2X42X3.2)	1	
14	64731-49G00	SPACER	1	
15	09262-28043	BEARING (28X52X12)	2	
16	09284-37001	OIL SEAL (37X52X8)	1	
17	09262-32022	BEARING (32X65X17)	1	
18	09285-39001	OIL SEAL (39X65X7)	1	
19	64511-15H00	SPROCKET, REAR (NT:43)	1	
20	08319-3110A	NUT	5	
21	65110-18H00	TIRE, REAR, 180/55 ZR17M/C (73W)	1	
22	43130-24A00	VALVE ASSY, WHEEL RIM (TR412)	1	
23-1	55411-22H00	BALANCER, WHEEL NO.1	AR	10G
23-2	55412-22H00	BALANCER, WHEEL NO.2	AR	20G
23-3	55413-22H00	BALANCER, WHEEL NO.3	AR	30G



FIG.64

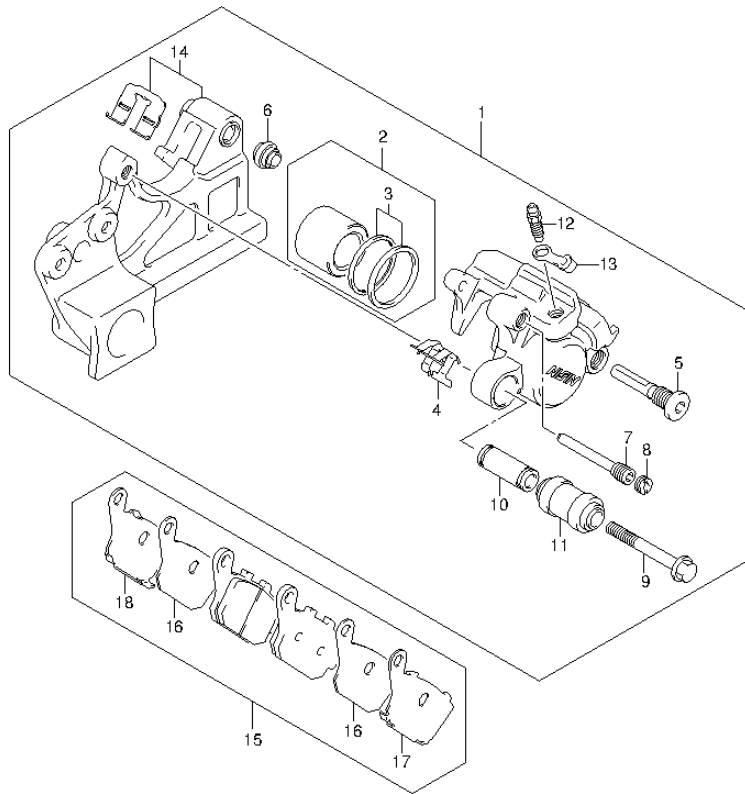


FIG.64 (1-G-2) REAR CALIPER

REF NO.	PART NO.	DESCRIPTION	Q'TY	REMARKS
1	69100-38G81-999	CALIPER ASSY, REAR	1	
2	69100-04810	.PISTON SET	1	
3	69100-04820	..SEAL SET, PISTON	1	
4	69115-06G00	.SPRING, PAD	1	
5	59305-36E00	.BOLT	1	
6	59303-14500	.BOOT	1	
7	69141-40F00	.PIN, HANGER	1	
8	59146-21E10	.PLUG	1	
9	69182-04F00	.BOLT	1	
10	69185-04F00	.SLEEVE	1	
11	69186-04F00	.BOOT	1	
12	59121-01A00	.BLEEDER	1	
13	59122-46H00	.CAP	1	
14	69150-38G50	.BRACKET	1	
15	69100-16852	PAD & RETAINER SET	1	
16	69132-06G00	.INSULATOR	2	
17	69133-16G00	.RETAINER	1	
18	69134-16G00	.RETAINER	1	

FIG.65

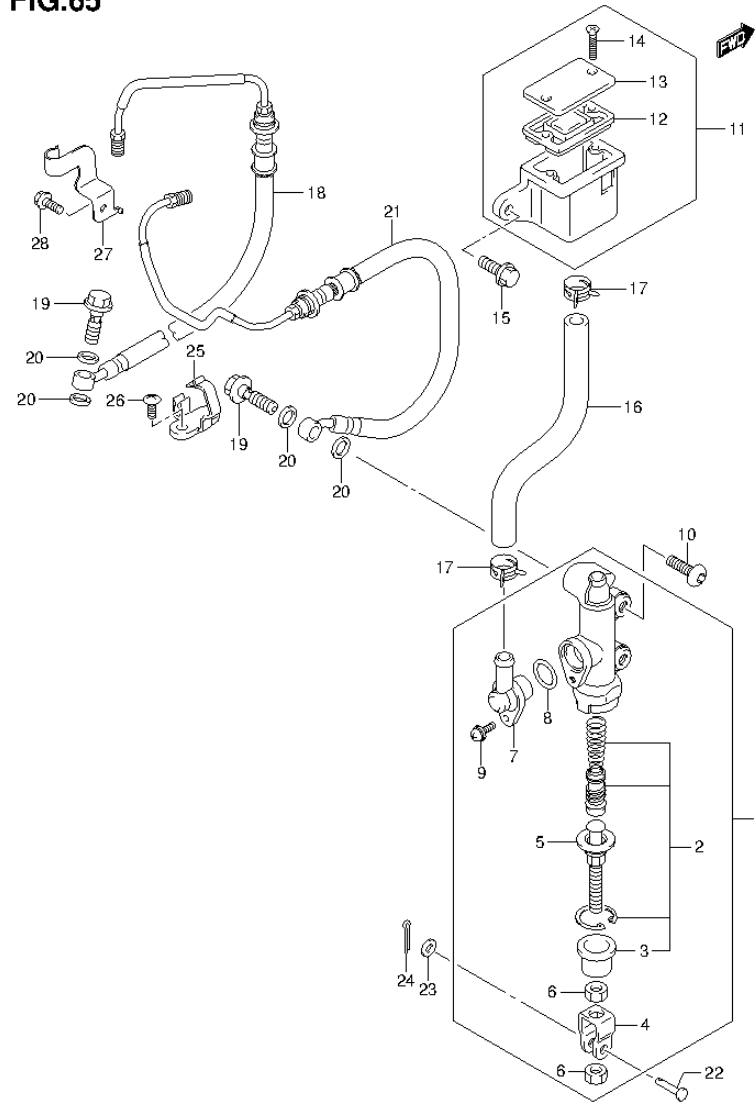


FIG.65 (1-G-3) REAR MASTER CYLINDER

REF NO.	PART NO.	DESCRIPTION	Q'TY	REMARKS
1	69600-17C20	CYLINDER ASSY, REAR MASTER	1	
2	69600-34820	.PISTON / CUP SET	1	
3	69691-00A00	.BOOT	1	
4	69692-44H00	.YOKE	1	
5	69670-48B00	.ROD, PUSH	1	
6	69693-05A00	.NUT	2	
7	69672-05A00	.CONNECTOR	1	
8	69686-34200	.O RING	1	
9	02112-7412A	.SCREW	1	
10	09106-08167	BOLT (8X20)	2	
11	69740-38B21	TANK ASSY, REAR RESERVOIR	1	
12	59667-04700	.DIAPHRAGM	1	
13	59669-05D00	.CAP	1	
14	69689-04A00	.SCREW	2	
15	01547-0612A	BOLT	1	
16	69731-31F00	HOSE, RESERVOIR TANK	1	
17	09401-13417	CLIP	2	
18	69200-17H00	HOSE ASSY, REAR BRAKE NO.1	1	
19	09360-10062	UNION	2	
20	09161-10009	WASHER (10X15X1.5)	4	
21	69400-18H00	HOSE ASSY, REAR BRAKE NO.2	1	
22	09200-06068	PIN (6X18.2)	1	
23	08322-0106A	WASHER	1	
24	04111-2015A	PIN	1	
25	61196-44H00	GUIDE, RR BRAKE HOSE	2	
26	02142-0616A	SCREW	2	
27	69266-38G00	CLAMP, RR BRAKE HOSE NO.2	1	
28	01547-0612A	BOLT	1	

FIG.66

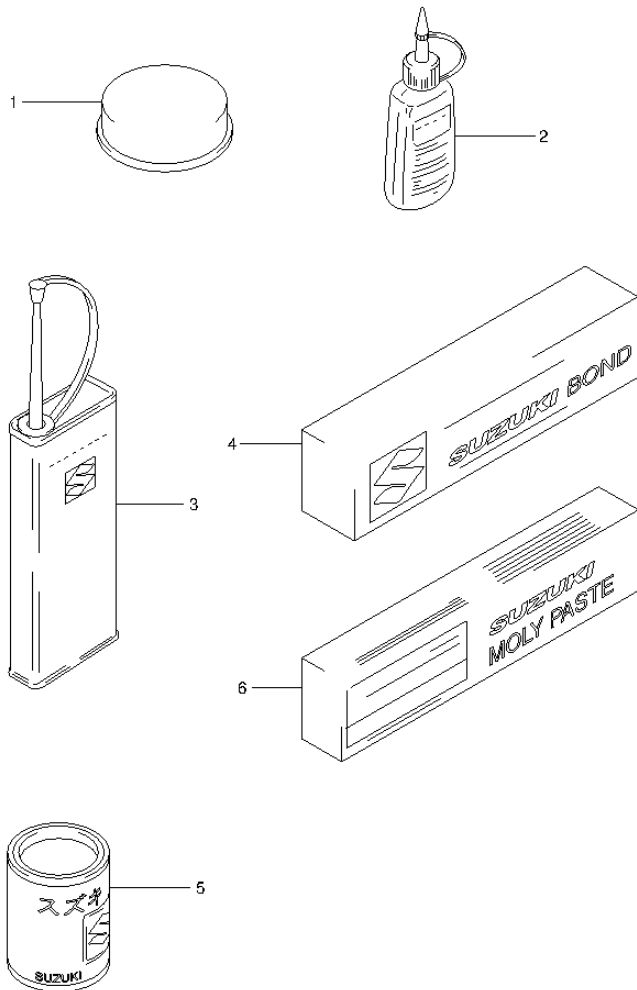


FIG.66 (1-G-4) OPTIONAL

REF NO.	PART NO.	DESCRIPTION	Q'TY	REMARKS
1	99000-25110	SUZUKI PBC GREASE	1	20G
2-1	99000-32050	THREAD LOCK SUPER (1342)	1	50G
2-2	99000-32100	THREAD LOCK SUPER (1305)	1	50G
2-3	99000-32130	THREAD LOCK SUPER (1360)	1	50G
3	99000-32040	THREAD LOCK CEMENT	1	200G
4-1	99000-31140	SUZUKI BOND (1207B)BLACK	1	100G
4-2	99000-31110	SUZUKI BOND (1215)	1	100G
5	99000-25030	SUZUKI SUPER GREASE	1	150G
6	99000-25140	SUZUKI MOLY PASTE	1	50G

PART NO.	FIG.NO.-REF.NO.	PART NO.	FIG.NO.-REF.NO.	PART NO.	FIG.NO.-REF.NO.	
10000		12140-18H00	8-10	12892-05C00-125	11-13-2	
		12151-07D00	8-11	12892-05C00-130	11-13-3	
		12160-18H00	8-1	12892-05C00-135	11-13-4	
		12163-24F10	8-2	12892-05C00-140	11-13-5	
		12164-46E01-0A0	8-4-1	12892-05C00-145	11-13-6	
	11100-18H10	3-1	12164-46E01-0B0	8-4-2	12892-05C00-150	11-13-7
	11115-17E70	3-4	12164-46E01-0C0	8-4-3	12892-05C00-155	11-13-8
	11117-18H00	3-10	12164-46E01-0D0	8-4-4	12892-05C00-160	11-13-9
	11131-18H00	3-5	12228-17E00-0A0	5-13-1	12892-05C00-165	11-13-10
	11141-18H00	1-2		8-7-1	12892-05C00-170	11-13-11
	3-7	12228-17E00-0B0	5-13-2	12892-05C00-175	11-13-12	
11143-32F00	3-8		8-7-2	12892-05C00-180	11-13-13	
11170-18H10	2-1	12228-17E00-0C0	5-13-3	12892-05C00-185	11-13-14	
11173-18H00	1-3		8-7-3	12892-05C00-190	11-13-15	
	2-2	12228-17E00-0D0	5-12	12892-05C00-195	11-13-16	
11191-27E00	2-4		5-13-4	12892-05C00-200	11-13-17	
11210-18H10-0F0	4-1		8-6	12892-05C00-205	11-13-18	
11241-18H00	1-4		8-7-4	12892-05C00-210	11-13-19	
	4-2	12228-17E00-0E0	5-13-5	12892-05C00-215	11-13-20	
11301-18820	5-1		8-7-5	12892-05C00-220	11-13-21	
11317-18H00	5-20	12228-17E00-0F0	5-13-6	12911-18H00	11-6	
11318-18H00	5-34		8-7-6	12912-46E00	11-7	
11319-33E50	5-2	12229-34E00-0A0	8-8-1	12921-18H00	11-8	
11323-18H00	5-18	12229-34E00-0B0	8-8-2	12931-17E01	11-9	
11329-02F00	5-14	12229-34E00-0C0	8-8-3	12932-32C00	11-11	
11330-18H10	5-32	12229-34E00-0D0	8-8-4	12933-17E00	11-10	
11340-18H20	6-1	12600-18810	9-3	13101-18H00	3-16	
11342-18H00	6-7	12611-06B00	9-1	13102-18H01	3-18	
11343-18H00	6-8	12650-18H00-0F0	10-1	13166-18H00	15-24	
11351-18H20	6-15	12654-18H00-0F0	10-3	13268-48700	13-3	
11361-46H00	6-23	12666-18H00	10-4	13269-33E00	13-2	
11362-46H00	6-24	12681-26D01	10-5	13295-29900	13-5	
11363-46H00	6-25	12686-18H00	10-8	13405-18H00	13-1	
11371-18H00	6-20	12710-18H00	11-1	13471-18H00	14-13	
11381-18H20	6-12	12720-18H00	11-2	13473-18H00	14-14	
11390-18H00	5-15	12741-17H10	11-3	13575-29G00	13-7	
11400-18810	1-1	12760-18H00	12-1	13580-18H00	13-6	
11482-18H00	1-5	12771-18H00	12-2	13601-29G00	14-2	
	6-3	12782-18H00	12-3	13602-29G00	14-3	
11483-18H00	1-6	12800-05830	11-14	13605-02F00	13-8	
	6-16	12810-18H00	12-4	13605-18H00	13-10	
11491-18H00	1-7	12814-34200	12-5	13606-47A00	13-4	
	6-13	12831-35F00	12-7	13650-49X00	4-6	
11511-18H10	7-1	12833-17G00	12-9	13679-18H00	13-15	
11611-48G00	5-35	12834-48G00	12-6	13682-18H00	13-13	
11652-10G30	5-36	12837-24F10	12-8	13683-10F60	14-7	
11971-25D00	6-10	12837-27G00	12-8		14-10	
11971-33210	6-2		12-10		14-11	
12000-18820	8-5	12891-18H00	11-5	13683-18H00	14-8	
12111-18H00-0F0	8-9	12892-05C00-120	11-13-1	13683-18H10	14-12	

PART NO.	FIG.NO.-REF.NO.	PART NO.	FIG.NO.-REF.NO.	PART NO.	FIG.NO.-REF.NO.
13685-02FA0	14-9	15722-29G00	14-6	17910-18H10	21-30
13685-18H00	13-14	15731-18H00	14-1	17931-02FA0	21-31
13691-18H00	13-16	15810-18H10	18-19	17981-18H00	21-34
13697-18H00	15-19	16310-18H00	7-18	17982-18H10	21-33
13698-18H00	13-11	16321-01H00	7-13	18117-18H01	13-9
13698-18H10	13-12	16331-18H00	7-14	18213-18H10	16-17
13700-18H12	15-1	16400-18H00	7-10	18450-35F30	22-1
13740-18H01	15-2	16440-24F00	7-19	18461-18H00	22-5
13746-18H00	15-4	16461-18H00	17-5	18471-18H00	22-6
	15-6	16471-18H00	17-6	18510-29G20	22-4
13780-18H00	15-5	16491-33E00	7-12	18531-15H00	22-2
13826-18H00	3-20	16510-07J00	17-8	18711-18H00	22-7
13826-18H10	3-21	16520-18H00	7-21		
13826-44H01	15-14	16591-02F00	17-3		
13850-18H00	15-7	16600-18H00	17-1		
13870-18H00	15-9	17400-18H00	19-1		
13877-20F00	15-10	17418-18H00	19-9		
13881-18H00	15-13	17432-07G00	19-7		
13888-19B00	22-8	17435-33A00	19-10		
13891-18H00	15-3	17461-01H00	19-6		
13910-18H00	15-16	17470-02F10	19-5	21200-18820	23-1
14100-18H13	16-1	17491-01H00	19-2	21253-01H10	23-2
14181-18C00	1-9	17511-41G00	19-3	21410-18H00	23-7
	16-2	17662-18H00	21-25	21412-18H00	23-8
14310-46H03-H01	16-7	17669-18H00	21-27	21413-18H00	23-9
14458-45G01	16-16	17670-76G00	21-29	21414-29F00	23-10
14469-18H00	16-4	17680-48E00	20-18	21441-24F10	23-13
14771-18H10	16-5	17689-48E00	20-19	21441-24F40	23-11
15100-18H10	18-1	17710-18H10	20-1	21442-24F00	23-12
15111-18H00	18-14	17730-14G00	21-1	21451-24F00	23-14
15112-05H00	18-12	17740-18H10	20-8	21451-24F10	23-15
15113-05H00	18-11	17750-18H10	20-9	21462-18H00	23-16
15113-35F00	18-5	17771-18H00	20-10	21471-24F00	23-17
15114-05H00	18-6	17781-18H10	20-2	21472-24F00	23-18
15115-05H00	18-7	17791-18H00	21-2	23110-18H00	23-23
15116-10F00	18-10	17800-18H10	20-3	23111-42F00	23-24
15117-05H00	18-9	17800-18H20	20-4	23121-31E20	23-25
15118-18H00	18-13	17802-14F00	20-5	23160-18H10	23-29
15201-35F00	18-17	17851-18H10	21-4	23163-05A00	23-30
15240-18H00	18-3	17852-18H10	21-5	23164-05A00	23-31
15246-18H00	18-2	17853-18H00	21-7	24120-18H10	24-1
15420-05H00	18-15	17854-18H00	21-8	24127-18H00	24-2
15426-05H00	18-16	17856-18H10	21-13	24131-18H20	24-23
15583-18H00	18-4	17857-18H00	21-19	24221-18H10	24-3
15610-18H00	18-8	17858-18H00	21-20	24231-18H00	24-4
15625-29G10	15-23	17859-18H00	21-23	24251-18H00	24-5
15630-29G20	15-22	17861-18H00	21-10	24252-35F00	24-6
15710-18H00	14-4	17863-18H00	21-11	24261-18H00	24-7
15717-58B00	14-5	17880-18H00	21-16	24262-35F10	24-8
15721-08J00	14-15	17890-18H00	21-6	24311-18H00	24-24

PART NO.	FIG.NO.-REF.NO.	PART NO.	FIG.NO.-REF.NO.	PART NO.	FIG.NO.-REF.NO.
24312-02F00	24-25	31281-18H00	26-6	35716-38G00	33-9
24321-18H00	24-28	31800-38G10	28-1		34-9
24322-02F01	24-29	31861-38G00	28-2	35716-48B21	33-4
24331-18H00	24-32	32101-18H00	27-1		34-4
24332-46H00	24-33	32102-18H00	27-2	35718-38G00	33-5
	24-37	32800-47H00	28-5		34-5
24333-02F00	24-34	32830-18H10	28-6	35736-48B21	33-7
24341-18H00	24-36	32830-18H20	28-7		34-7
24351-18H00	24-39	32920-18H00	28-17	35765-42E00	34-6
24361-18H00	24-40	33410-47H00	28-16	35765-48B21	33-6
24741-18H10	24-21	33610-14G11	29-1	35910-41G40	34-16
24751-18H00	24-18	33624-18H10	28-15	35910-41G50	33-18
24770-18H10	24-19	33624-27G00	29-5	35912-41G01	33-19
25211-01H01	25-1	33652-16G00	29-2		34-17
25231-01H01	25-2	33652-36000	42-11	35913-41G00	33-21
25310-18H00	25-5	33652-38A10	28-18		34-19
25312-42F01	25-6	33652-41G50	31-13	35917-41G00	33-20
25350-06G00	25-11	33652-41G60	31-14		34-18
25355-46H00	25-12	33652-47F00	49-3	35927-29F20	34-14
25381-13E30	25-7	33810-18H00	28-14	35927-38G50	33-14
25411-27A00	25-3	33820-18H10	29-4	35950-14A11	31-10
25510-18H00	25-15	33860-18H10	29-6	35970-14A20	33-26
25512-06G10	25-16	33960-06G10	28-19	36118-29G51	31-4
25518-01H00	25-17	34111-17HA0	30-4	36610-18HS0	35-1
25519-01H00	25-18	34120-18HK0	30-1	36618-35F00	35-6
25520-18H00	25-27	34124-39G00	30-3	36618-43410	35-19
25525-05A10	25-29	34150-17HD0	30-2	36620-17HA0	35-7
25526-47000	25-28	34383-35F00	30-5	36654-06J00	35-8
	25-38	34810-18H00	40-27	36851-18H00	35-18
25600-18H00	25-37	34981-38G01	30-8	36859-17HA0	35-9
25617-18H00	25-32	34990-47F00	30-9	37000-49840	35-20
25652-20C00	25-39	35100-41G01-999	31-1	37100-18H00	35-21
25671-01011	25-19	35179-41G30	31-2	37146-33E00	35-31
27510-21A40	24-45	35179-41G70	31-3	37200-38G30	36-1
27531-18H00	24-46	35601-38G10	32-1	37400-18H12	36-3
27600-24F20-120	24-49	35602-38G10	32-5	37730-18H02	25-40
27620-24F20	24-50	35603-29FB0	32-12	37740-24A00	35-23
		35604-29FB0	32-16	37820-33D10	7-8
		35612-29FA0	32-2	37822-33D00	7-9
			32-17	37840-25D00	35-25
		35629-18G00	32-10	38500-17H10	35-27
		35629-31F40	32-20	38610-03F00	32-22
		35632-29FA0	32-6	38740-24X50	35-29
			32-13		35-30
		35710-38G41	34-1		
31100-18H10	26-1	35710-38G51	33-1		
31143-49040	26-7	35712-38G40	34-2		
31150-18H00	26-4	35712-38G50	33-2		
31175-18H00	26-2	35713-38G00	33-11		
31264-31300	26-3		34-11		

30000

40000

PART NO.	FIG.NO.-REF.NO.	PART NO.	FIG.NO.-REF.NO.	PART NO.	FIG.NO.-REF.NO.
41100-18H10-YHG	37-1	45149-42F00	51-7	51147-48130	53-12
41931-18H10	37-7	45149-45330	40-9		53-34
41932-27E50	37-9	45213-42F00	51-10	51148-31030	53-11
41941-18H00	37-8	45220-47H00	51-19		53-33
41942-18H00-YHG	37-12	45280-33400	51-21	51152-07J00	53-3
42100-18H00	38-1	45288-14F00	51-23		53-25
42191-18H00	38-3	45289-11F00	51-24	51153-47H00	53-5
42192-18H00	38-5	45290-42F02	51-9		53-27
42310-07J00	38-9	45300-38G11-W05	51-6	51166-27E30	53-45
42321-03FK0	38-13	45410-38G03-291	51-13	51166-39AA0	54-6
42550-49G00	37-14	45412-38G00	51-14	51168-17C00	53-4
43111-38G00	38-14	45413-38G00	51-15		53-26
43130-24A00	55-13	45500-18H30-YBD	52-1-1	51171-07J20	53-14
	63-22	45500-18H30-YUF	52-1-2		53-36
43261-17C00	38-19	45500-18H30-YVB	52-1-3	51172-17C00	53-18
43511-38G00	39-1	45516-42F00	52-2		53-40
43511-44G00	39-9	45517-16G00	52-3	51173-27G00	53-7
43521-38G00	39-2	46211-32F10-YBD	52-16-1		53-29
43521-44G00	39-10	46211-32F10-YUF	52-16-2	51176-12C10	53-16
43530-18H00	39-6	46211-32F10-YVB	52-16-3		53-38
43534-44G00	39-31	46316-31F00	52-17	51185-31E00	53-21
43536-44G00	39-15	46317-31F00	52-18		53-43
43540-18H00	39-7	47111-38G02-Y4P	41-1	51186-17C00	53-15
43550-44G00	39-14	47161-10D00	52-4		53-37
	39-30		52-5	51189-14D00	53-19
43560-32C00	38-16	47163-10FA0	40-16		53-41
43576-07D01	39-18	47191-22D00	41-3	51195-31E00	53-10
43585-18G00	47-19	47211-38G03-Y4P	41-2		53-32
43585-38G01	37-2	47410-38G01	42-6	51201-32F00	53-46
43611-44G00	39-23	47430-18H02	42-1	51311-49G00	54-5
43621-44G00	39-24	48128-14FA0	48-7	51321-10F00	54-13
43811-18H10	39-19		52-6	51328-27E30	54-4
43816-01H02	39-28			51353-38A01	54-17
43821-18H00	39-20			51354-49G00	54-16
44100-18H31-YBD	40-1-1			51355-49G00	54-9
44100-18H31-YUF	40-1-2			51410-32F10	54-1
44100-18H31-YVB	40-1-3			51482-44H00	54-21
44141-38G00	40-11			51566-38B00	53-6
44200-16850	40-3				53-28
44423-18H10	40-20			51631-31F00	54-20
44425-09E00	40-22	51103-07J20	53-1	51643-40502	54-19
44480-07J10	40-21	51104-07J20	53-23	51644-12C00	54-2
44511-27E00	40-6	51110-07J00	53-8	51761-62J70	58-11
44534-24F00	47-16		53-30	51827-27E00	53-17
44541-31F00	40-10	51117-17C00	53-22		53-39
44541-38G00	40-18		53-44	51834-17C00	53-20
44894-24A00	41-4	51121-07J00	53-9		53-42
45100-38G13-DKD	51-1		53-31	52110-07J20	53-13
45149-21G00	40-15	51131-07J00	53-2		53-35
45149-38G01	51-3	51141-07J00	53-24	53110-38G10-YBD	43-1-1

50000



PART NO.	FIG.NO.-REF.NO.	PART NO.	FIG.NO.-REF.NO.	PART NO.	FIG.NO.-REF.NO.
53110-38G10-YUF	43-1-2	58621-18H00	44-18		60-11
53110-38G10-YVB	43-1-3	58622-38G00	44-19	59675-02FA0	59-9
53120-38G00	43-3	58631-38G00	44-16		60-12
54111-49G10-019	55-1-1	59100-35F60-999	57-1	59800-32810	60-2
54111-49G10-20H	55-1-2	59101-35810	57-19	59800-32F11	60-1
54162-27G00	55-5	59121-01A00	23-32	59866-23H00	60-3
	63-7		64-12	59871-32F00	60-4
54711-49G00	55-7	59121-18410	57-8	59892-08A00	60-5
54712-41G10	55-8		57-17	59910-18H00	60-16
54731-49G00	55-2	59122-01A00	23-33	59915-49G00	60-22
54751-49G00	55-11	59122-46H00	64-13	59921-49G00	60-18
55110-18H00	55-12	59141-40F00	57-4		
55156-66310	57-9		57-13		
	57-18	59145-18G00	57-5		
55411-22H00	55-14-1		57-14		
	63-23-1	59146-21E10	64-8		
55412-22H00	55-14-2	59151-35F00	57-15		
	63-23-2	59152-35F00	57-6		
55413-22H00	55-14-3	59153-22D00	57-7		
	63-23-3		57-16		
55610-18H10	56-1	59200-18H00	58-8	61000-49G00	61-1
55660-49G00	56-2	59210-44G11	55-9	61124-33E00	61-6
55661-10G00	56-3	59240-46H00	58-1	61196-44H00	65-25
55662-10G00	56-4	59251-18H00	58-6	61211-31E00	61-8
55663-10G00	56-5	59269-38G00	58-2	61251-31E00	61-5
55667-38G01	56-6	59300-34811	57-2	61273-49G10	61-11
55710-49G01	56-9		57-11	61282-31E00	61-4
56111-49G00	44-1	59300-34821	57-3	61311-27E20	61-13
56200-38822	44-2		57-12	61445-40F20	61-17
56211-17G00	54-7	59300-35F60-999	57-10	61446-40F10	61-18
56221-49G00	54-8	59303-14500	64-6	62100-07J00-17U	62-15
56245-49G00	54-11	59305-36E00	64-5	62600-32860	62-1
56272-10G00	44-7	59400-18H00	58-9	62621-33D10	62-9
56272-19D00	44-4	59440-18H10	58-3	62626-33D00	62-8
56273-10G10	44-8	59480-07J00	58-4		62-13
56276-17D00	44-5	59500-46H00	58-5	62641-32F00	62-12
56321-49G00	54-10	59600-10G20	59-1	62668-42A02	62-6
56500-18H00	44-9	59600-45850	59-2	62684-01D00	62-5
56600-18H00	44-10	59664-32F00	59-10	62684-40A10	62-11
57110-29G01-291	45-1		60-10	63111-38GB1-5PK	46-1
57211-22D01-291	45-7	59666-44300	59-3	63131-10F00	35-32
57300-10G32	45-2	59667-04700	65-12	64111-49G10-019	63-1-1
57431-17H02	45-3	59667-49460	59-4	64111-49G10-20H	63-1-2
	45-9		60-6	64511-15H00	63-19
57460-14J01	45-5	59668-41C00	59-5	64610-44G00	63-5
	45-6		60-7	64651-44G00	63-6
57500-24F22	45-8	59669-05D00	65-13	64711-49G00	63-9
57560-02FA0	45-11	59669-10G00	59-6	64731-49G00	63-14
58300-18H30	44-15		60-8	64733-35F00	63-10
58300-18H60	44-14	59671-36500	59-8	64741-49G00	63-4

PART NO.	FIG.NO.-REF.NO.	PART NO.	FIG.NO.-REF.NO.	PART NO.	FIG.NO.-REF.NO.
64751-49G00	63-11	69693-05A00	65-6	99000-25110	66-1
65110-18H00	63-21	69731-31F00	65-16	99000-25140	66-6
65710-38G00	65-11	69740-38B21	65-11	99000-31110	66-4-2
65731-38G00	56-14			99000-31140	66-4-1
68111-18G20	40-2			99000-32040	66-3
68151-44G00-1ZY	43-2			99000-32050	66-2-1
68161-18H20-F5K	52-8-1			99000-32100	66-2-2
68161-18H20-HWR	52-8-2	90000		99000-32130	66-2-3
68171-18H20-F5K	52-9-1			99000-69491	11-15
68171-18H20-HWR	52-9-2			99011-18H73-01A	50-5-1
68241-04X50-300	40-5	94410-17H00-YBD	47-1-1	99011-18H73-029	50-5-2
68281-01H00-019	52-7-1	94410-17H00-YUF	47-1-2	99011-18H73-068	50-5-3
68281-01H00-YD8	52-7-2	94410-17H00-YVB	47-1-3		
68281-24F10-019	47-2-2	94412-17H00	47-21		
68281-35F00	48-9	94413-17H00	47-22		
68319-29F00	50-1-1	94421-17H00	47-17		
68319-29F50	50-1-2	94423-10G11	42-2		
68332-18H10	50-3-1	94431-17H00	47-18		
68332-18H40	50-3-2	94443-06G00	47-6		
68613-24F00	50-4		47-8		
68641-19F00-YD8	47-2-1	94461-18H00	49-24	01547-0610A	42-5
68922-29F00	50-2-1	94462-18H00	49-25		58-21
68922-29F50	50-2-2	94471-18H00-YBD	49-1-1	01547-0612A	5-21
69100-04810	64-2	94471-18H00-YUF	49-1-2		21-24
69100-04820	64-3	94471-18H00-YVB	49-1-3		28-10
69100-16852	64-15	94474-17H00	49-9		28-11
69100-38G81-999	64-1	94477-18H00	49-4		56-10
69115-06G00	64-4	94478-17H00	49-6		56-12
69132-06G00	64-16	94479-35F00	49-17		58-20
69133-16G00	64-17	94481-18H00-YBD	49-2-1		65-15
69134-16G00	64-18	94481-18H00-YUF	49-2-2		65-28
69141-40F00	64-7	94481-18H00-YVB	49-2-3	01547-0616A	58-13
69150-38G50	64-14	94484-24F00	47-3		60-19
69182-04F00	64-9	94510-17H00	48-16	01547-0620A	7-11
69185-04F00	64-10	94530-17H00	49-7		21-12
69186-04F00	64-11	94540-17H10	49-8		25-36
69200-17H00	65-18	94550-17H00	49-11		44-20
69211-38G00	63-2	94560-17H00	49-12	01547-0625A	7-2
69266-38G00	65-27	94576-24F00	44-11	01547-0635A	19-13
69400-18H00	65-21	94580-17H01	49-15	01547-0640A	5-3
69600-17C20	47-7	94611-17H00	47-7	01547-0655A	5-4
69600-34820	65-2	94612-01H00	47-14	01547-0660A	6-22
69670-48B00	65-5	94612-17H01	47-15	01550-0610A	49-13
69672-05A00	65-7	94640-17H00	48-8	01550-0612A	3-12
69686-34200	65-8	94671-17H00	48-1		5-22
69689-04A00	65-14	94672-17H00	48-13		6-9
69689-49300	59-7	94674-17H00	48-11		15-18
	60-9	94684-17H00	48-12		15-25
69691-00A00	65-3	95700-14F00	51-22		21-28
69692-44H00	65-4	99000-25030	66-5		35-17

PART NO.	FIG.NO.-REF.NO.	PART NO.	FIG.NO.-REF.NO.	PART NO.	FIG.NO.-REF.NO.		
01550-0612B	37-15	03541-0516A	42-4	08322-0106B	3-6		
	44-21		48-2		08331-31109	7-17	
	49-10		48-17		08331-3114A	25-26	
	51-18		56-8		08331-41529	24-17	
01550-0616A	20-7	04111-2015A	65-24	08332-1106A	39-13		
	58-7		04211-09129		23-34	39-29	
01550-0620A	5-19	04211-09149	6-17	08361-2508A	16-15		
	20-17		6-21		08361-3506A	26-9	
	21-3		04211-09189		6-4	09100-06099	19-11
	21-26		04211-11169		3-9	09100-08287	61-19
01550-0620B	60-23	04221-04089	4-3	09103-06212	26-8		
	49-14		8-3		09103-06213	5-33	
01550-0820A	37-13	06111-07004	39-27	09103-06213	6-5		
	48-19		07120-0512B		30-10	6-14	
01550-0840A	16-8	07120-0612A	35-28	09103-06214	6-18		
01550-0870A	5-5		18-18		43-4		
01550-0890A	5-6	07120-0612B	3-13	09103-06236	24-22		
01550-1016A	8-13	07120-0620B	35-26	09103-06251	23-35		
01550-1050A	5-41	07120-0645A	52-19	09103-06286	10-6		
02112-0408A	13-17	07120-0665B	3-11	09103-06293	3-2		
02112-0516B	38-17	07130-0512A	55-6	09103-07001	11-4		
02112-0525B	36-4	07130-0612A	63-8	09103-08358	16-11		
02112-0530B	36-2		21-18	09103-08359	57-20		
02112-0545B	36-5		27-6	09103-08392	16-6		
02112-0616A	19-8		07130-0616B	44-12	09103-09005	5-7	
02112-7412A	65-9	07130-0620A	10-7	09103-09008	5-8		
02122-0616B	3-22	07130-0625A	27-7	09103-10041-A05	5-37		
02122-0630A	51-20		12-11	09103-10087	38-2		
02142-0510B	40-7	07130-0812A	5-24	09103-10143	62-17		
02142-0512A	15-15	07130-0825B	30-11	09103-10213	62-16		
02142-0520A	39-33	08211-06141	25-14	09103-12004	27-3		
02142-0525A	39-32	08310-00067	25-31	09103-12031	5-39		
02142-0525B	39-17	08316-1005A	32-11	09106-05017	40-4		
02142-0530B	39-16	08316-1005B	32-21	09106-05023	25-41		
02142-0616A	33-16		33-27	09106-06073	22-3		
02142-0616B	65-26	08316-1006A	33-17	09106-06075	5-17		
	61-7		33-25	09106-07009	2-3		
02142-1516B	47-12	08316-1006B	34-23	09106-08065	37-10		
02142-1520B	48-3		28-13	09106-08147	39-4		
03211-0412A	33-8		08316-1008A	61-20	09106-08160	55-10	
03211-0416A	34-8		08316-1606B	45-10	63-3		
	33-10	08319-2106A	45-4	09106-08165	16-3		
03241-0416B	34-10	08319-3106B	51-12	09106-08167	65-10		
	32-4	08319-31108	54-12	09106-08172	39-21		
	32-8	08319-3110A	5-38	09106-10064	39-8		
03242-0416B	32-15	08319-3110B	63-20	09106-10068	37-3		
	32-19		37-5	09111-06041	25-13		
03541-0512A	30-7	08322-0105B	31-12	09111-06065	56-7		
	47-20		47-10	09111-06066	51-17		
	49-5		08322-0106A	65-23	09111-06072	61-12	

PART NO.	FIG.NO.-REF.NO.	PART NO.	FIG.NO.-REF.NO.	PART NO.	FIG.NO.-REF.NO.
09111-06085	21-32	09159-12056	62-18	09168-12017	4-7
09111-06107	42-3		62-7	09168-14002	7-7
	46-2		62-10	09168-16002	5-27
09111-10065	38-12	09159-12072	62-14	09169-05012	40-8
09116-06150	49-16		5-40	09169-06062	6-28
09116-06172	40-17	09159-18007	61-10	09169-06062	40-12
09116-06176	20-11	09159-20004	24-47	09169-21001	10-9
09116-06182	28-12	09159-24010	23-20	09180-06092	61-15
09116-06192	40-14	09159-25003	63-12	09180-06261	56-20
09116-06202	56-15	09160-06019	6-27	09180-06266	56-21
	56-16	09160-06077	33-15	09180-06271	40-19
09118-06097	20-12	09160-06131	33-23	09180-06278	34-22
09119-05023	31-11		44-6	09180-06290	20-13
09119-08100	35-22	09160-06131	44-6	09180-06300	52-12
09125-05042	44-17	09160-08147	16-12	09180-06325	28-8
09126-06014	25-20	09160-10121	51-5	09180-06344	33-24
09127-06018	44-3	09160-10149	25-33	09180-08152	16-9
09128-06013	28-4	09160-12036	27-4	09180-08199	52-14
09132-05053	48-15	09160-14016	25-21	09180-08216	16-13
09136-05062	31-9	09160-15045	23-26	09180-19014	10-10
09136-06004	34-15	09160-18022	38-15	09181-10158	7-15
09136-06017	61-14	09160-18030	61-9	09181-14195	25-22
09136-06147	25-4	09160-25035	24-48	09181-18007	25-35
09139-05042	47-9	09160-25036	23-4	09181-20251	24-26
	09139-05064	49-20	09160-25056	23-19	09181-22223
09139-05074	48-5	09160-25070	63-13	09181-25160	17-4
09139-05077	47-4	09160-25073	23-3	09181-25223	23-21
09139-05080	49-19	09160-27008	24-9	09200-06068	65-22
	33-12	09161-10009	24-30	09206-08001	3-3
09139-06051	34-12	09161-12009	58-14	09206-11014	9-2
	48-10		60-15	09208-08018	39-11
09139-06057	6-26	09161-12009	39-5	09208-08020	39-25
09139-06126	49-21	09164-06006	19-12	09247-14036	7-6
09139-06133	51-4	09164-08015	39-22	09248-12004	7-4
09139-06144	49-23	09164-08015	39-22	09248-16012	5-26
09139-06159	24-20		54-14	09250-05009	44-13
09139-06191	41-5	09164-18011	25-34	09250-06008	37-11
09139-08023	9-4	09164-24008	23-22	09250-06011	54-15
09140-06025	25-30	09167-27001	24-10	09250-08012	37-4
09148-05038	48-14	09168-06018	5-23	09250-12014	37-6
09148-05052	47-5	09168-06023	3-14	09250-12014	37-6
09148-06018	48-6	09168-12002	5-9	09261-04009	7-16
	51-2		6-6	09261-06003	24-42
	51-11		6-19	09262-20080	24-11
09159-05019	51-16	09168-06025	19-4	09262-25006	25-9
	47-11	09168-08016	5-10	09262-25061	55-3
09159-05048	48-4	09168-10031	5-25	09262-25163	24-12
	47-13		5-11	09262-28043	63-15
09159-10115	38-4	09168-12002	7-5	09262-32022	63-17
				09263-14027	25-23

PART NO.	FIG.NO.-REF.NO.	PART NO.	FIG.NO.-REF.NO.	PART NO.	FIG.NO.-REF.NO.
09263-15003	23-27		49-22	09404-06429	18-20
09263-17034	62-4	09320-09039	31-5		30-12
09263-17037	61-3	09320-10051	20-6		32-9
	62-3	09320-10054	33-13		35-10
09263-19016	10-11		34-13	09404-06433	35-11
09263-20064	62-2	09320-12048	16-10	09407-10403	60-17
09263-20087	24-41	09320-12049	16-14	09407-10404	35-16
09263-25018	25-10	09320-12068	52-11	09407-11401	35-12
09263-25059	61-2	09320-14023	52-13	09407-14403	20-14
09263-35015	23-5	09321-10011	51-8		35-13
09263-35045	23-6	09321-10034	38-8		40-26
09265-25038	54-18	09352-13162-010	40-28	09407-14407	35-15
09265-30020	54-3	09352-50823-00B	40-25		36-6
09267-30011	24-43	09352-50823-600	40-24		56-13
09280-04004	4-5	09360-10062	58-15	09407-17403	20-15
	5-16		58-16	09407-18402	20-16
09280-08012	5-28		60-13		21-15
09280-12009	5-29		60-14		21-35
09280-13004	7-20		65-19		35-14
09280-17003	6-11	09360-10064	58-17	09407-25401	21-37
09280-17004	24-13		58-18	09408-00242	56-18
09280-17007	10-2	09367-06002	40-23	09408-00266	56-17
09280-18008	21-17	09380-27004	24-15	09409-06314-5PK	52-15
09280-20001	24-14	09380-27006	24-16	09409-06317	49-27
09280-24003	26-5		24-31	09409-06329	49-26
09280-25004	7-22		24-35	09420-04008	27-5
09280-26005	25-42		24-38	09440-05003	39-26
09280-42003	3-17	09381-18003	8-12	09443-06054	35-24
	3-19	09401-08411	21-36	09443-12048	38-10
09280-63003	42-10	09401-12409	21-14	09443-13029	38-18
09280-64003	17-2	09401-13409	15-12	09443-16024	38-6
09280-70004	28-20	09401-13417	65-17	09443-19010	38-11
09283-06011	23-28	09401-15101	15-8	09443-24003	38-7
09283-14006	25-24		15-11	09444-20001	25-25
09283-42018	24-44		15-17	09448-14047	39-12
09284-37001	63-16		15-20	09462-00046	29-3
09285-32004	55-4		22-9	09471-12083	33-3
09285-39001	63-18	09401-16409	17-7		34-3
09289-04002	11-12	09401-17401	15-21	09471-12140	33-22
09319-08047	39-3		22-10		34-20
09320-08001	40-13	09401-18404	22-11	09471-12151	31-6
09320-08013	61-16	09402-28513	21-21	09471-12186	32-3
09320-08018	41-6	09402-32512	21-22		32-7
09320-08028	30-6	09402-35501	21-9		32-14
	48-18	09403-06324	58-10		32-18
	49-18	09403-07336	58-22	09471-12188	31-7
09320-08037	56-19	09403-07401	58-12	09471-12216	31-8
09320-08047	52-10	09403-09326	60-21	09481-10501	35-2
09320-08066	28-9	09403-14304	60-20	09481-15101	35-4
09320-09016	6-29	09403-16412	58-19	09481-15501	35-3

PART NO.	FIG.NO.-REF.NO.	PART NO.	FIG.NO.-REF.NO.	PART NO.	FIG.NO.-REF.NO.
09481-20101	35-5				
09481-30501	28-3				
09482-00456	3-15-4				
09482-00457	3-15-6				
09482-00515	3-15-2				
09482-00516	3-15-1				
09482-00528	3-15-3				
09482-00529	3-15-5				
09493-28012	5-30				
09493-36006	5-31				
09493-80005	4-4				
09800-21056	42-7				
09816-00059	42-9				
09822-00005	42-8				

## **SUZUKI GSX1250FAL4 PARTS CATALOGUE**

---

SUZUKI MOTOR CORPORATION All rights reserved

No part of this document may be reproduced or transmitted in any form or by any means, electronic or mechanical, for any purpose, without the express written permission of Suzuki Motor Corporation.

SUZUKI MOTOR CORPORATION

Technical Readiness Group, Quality Administration Department  
300 Takatsuka, Minami, Hamamatsu, Japan

---

Reprint Prohibited

**SUZUKI MOTOR CORPORATION**

PRINTED IN JAPAN

**9900B-30819-000**